GÜLÖZ

# ÜRÜN KATALOĞU

## PRODUCT CATALOGUE





www.guloz.com

# HAKKIMIZDA

1989 yılında taahhüt, yurtiçi ve yurtdışında teknik danışmanlık hizmetleri ile sanayiye atılan firmamız, 1996 yılında burçlu sistem V kasnak, Poly-V kasnak, endüstriyel triger kasnak ve Türkiye'de henüz tanınmayan birçok güç ve hareket aktarma elemanlarını yurt dışına üretmeye başlamıştır. 2000-2001 yıllarından sonra, bu ürünleri Türkiye sanayisine de tanıtmayı amaçladık. Bu doğrultuda, 2001-2009 yılları arasında düzenlenmiş birçok ulusal fuara katılıp teknik kataloglarımızı dağıttık. Türkiye'de henüz emekleme aşamasında olan pratik, konik burçlu ve kilitli burçlu sistemlerin yaygınlaşmasında önemli bir rol üstlendik. O dönemde yerli üretim olarak hiç bilinmeyen binlerce çeşit triger kasnak ve çok az bilinen Poly-V kayış kasnaklarını tanıttık ve üretimini yaptık. Kompresör, değirmen makinaları, fırın makinaları gibi birçok sektördeki öncü firmaların kullandıkları V kasnak sistemlerini değiştirip Poly-V kasnak kullanımına geçmelerini sağladık. Türkiye'deki birçok Poly-V kasnak kullanıcısı daha önceden bizim tarafımızdan seçilmiş olan kasnak gruplarını halen kullanmaktadır.

Aynı yıllarda ülkemizde kullanılan kaplinlerin büyük çoğunluğu sadece yıldız kaplin ve poliüretan DK tip dişli kaplin iken, onlara çalışma şartlarına göre birçok yeni tip kaplin sistemlerini tanıttık ve kullanmalarını sağladık. 2015 yılından itibaren ise özellikle haddehane sektörü için çelik Dişli Kaplin üretimine başlamıştır. 1996-2006 yıllarında ülkemizde sadece yıldız kaplin ve DK tip plastik dişli kaplin kullanılırken, 2007-2012 yılları arasında CD kaplin, Teker kaplin, Çelik Dişli kaplin, Pernolu kaplin, Boşluksuz kaplin ve birçok yeni tip kaplin sistemlerinin Araştırma ve Geliştirme (Ar-Ge) çalışmalarını üstlenerek Türkiye piyasasına kazandırdık. 2013 yılından itibaren ise özellikle haddehane sektörü için bazı bölümlerinde yanlış seçim olan çelik Dişli Kaplin kullanımı yerine CD kaplin ya da Teker kaplin seçimi yaparak redüktör ve yatakların arızalarını %95 oranında azalttık. Kayış gergide yaşanan problemleri çözmek amacı ile, özellikle havalandırma sektörünün vazgeçilmezi haline gelen Motor Gergi Raylarını (MGR) tasarlayarak üretimine geçtik. Bunun yanında da Ar-Ge çalışmalarımız devam etmiş ve bu çalışmalardan biri "MİB (Makine İhracatçılar Birliği)'in AR-GE Proje Pazarında ikincilik ödülünü hak etmiştir.

Yeniliklerinden vazgeçmeyip 2013-2016 yılları arası 3 yıl Ar-Ge çalışmaları sonucunda 2016 yılında, Türkiye'de yine ilk defa "Yay Triger Kasnak-BAT10" ve "Kartal Triger kasnak - Eagle Pulley" üretimine başlanmıştır. 2018-2019 yıllarında da Eksantrik kaplinle ilgili Ar-Ge çalışmaları yaparak 2019 yılında üretimine de başlanmıştır. Bu Ar-Ge çalışmalarımızın sonucunda onlarca patent, faydalı model ve Endüstriyel tasarım belgeleri elde edilmiştir. Makine üretimi yapan onlarca firmanın güç aktarma sistemlerinin tasarım ve seçimlerini yaparak makinalarının hem kaliteli hem de düşük maliyetli olmasına katkı sağladık. Güç ve hareket iletme sistemlerini kullanırken yanlış tercih yapmış veya yanlış konstrüksiyonlar sebebiyle sorun yaşamış yüzlerce firmanın problemlerini çözümledik. Türkiye'de güç ve hareket aktarma sektörünün kurucusu olmaktan ve teknik anlamda lider olmaktan son derece gururluyuz.

# *ABOUT US*

Our company, which is founded in 1989 with contracting and technical consultancy services for companies both in Türkiye and foreign countries, started to produce taper bush system for V pulleys, Poly-V pulleys, industrial timing belt pulleys and, many power and motion transmission elements while they are not yet known in Türkiye. After the years 2000-2001, we aimed to introduce these products to the Turkish industry. Accordingly, we participated in many national fairs held between 2001-2009 and distributed our technical catalogues. We have played an important role in the spread of practical taper bush and locked bush systems, which were still in their infancy in Türkiye. We introduced and produced thousands of different types of timing belt pulleys and Poly-V belt pulleys, which were not known as domestic production at that time.

We changed the V pulley systems which are used by leading companies in many sectors such as compressors, milling machines, oven machines to Poly-V pulleys. Many Poly-V pulley users in Türkiye still use pulley groups previously selected by us. While only star coupling and DK type PVC gear coupling were used in our country in 1996-2006, we had did Research and Development (R&D) of CD disc coupling, tire coupling, steel gear coupling, pin type flexible coupling, backlash-free shaft coupling and many new type coupling systems between 2007-2012. Then we brought it to the Turkish market. Since 2013, we have reduced the failures of gearboxes and bearings by 95% by choosing CD coupling or tire coupling instead of using steel Gear Coupling, which is the wrong choice in some places, especially for the rolling mill industry. In order to solve the problems experienced in the belt tensioner, we designed and started the production of motor slides, which has become an indispensable part of the ventilation industry. In addition, our R&D studies continued and one of these works deserved the second prize of "MIB (Machine Exporters Association)" in the R&D Project Market.

By not giving up on innovations, as a result of 3 years of R&D studies between 2013 and 2016, in 2016, the production of "BAT10 Belt Pulley" and "Eagle Timing Belt Pulley " was started for the first time in Türkiye. In 2018-2019, R&D studies on Eccentric coupling is completed and added to our production range. As a result of these R&D studies, dozens of patents, utility models and Industrial design documents have been obtained. By designing and selecting the power transmission systems of dozens of companies that manufacture machinery, we have contributed to the quality and low cost of their machines. We have solved the problems of hundreds of companies that have made wrong choices or had problems due to wrong constructions while using power and motion transmission systems. We are extremely proud to be the founder and technical leader of the power and motion transmission industry in Türkiye.

33. Yıl

# İÇİNDEKİLER / *INDEX*




**TRİGER KASNAKLAR** 7-86
*TIMING BELLT PULLEYS*

**HTD PROFİL PİLOT TRİGER KASNAKLAR** 15-28
*HTD PROFILE PILOT BORE TIMING BELT PULLEYS*

**HTD PROFİL BURÇLU TRİGER KASNAKLAR** 29-39
*HTD PROFILE TIMING BELT PULLEYS FOR TAPER BUSHES*

**METRİK HATVELİ PİLOT TRİGER KASNAKLAR** 40-50
*METRIC PITCH PILOT BORE TIMING BELT PULLEYS*

**WHITWORTH HATVELİ PİLOT TRİGER KASNAKLAR** 51-74
*WHITWORTH PITCH PILOT BORE TIMING BELT PULLEYS*

**WHITWORTH HATVELİ BURÇLU TRİGER KASNAKLAR** 75-86
*WHITWORTH PITCH TIMING BELT PULLEYS FOR TAPER BUSHES*





**BAT 10 TRİGER KASNAKLAR** 87-91
*BAT 10 TIMING BELT PULLEYS*





**KARTAL PROFİL TRİGER KASNAKLAR** 92-114
*EAGLE PROFILE TIMING BELT PULLEYS*

**KARTAL PROFİL ÇELİK PİLOT TRİGER KASNAKLAR** 97-103
*EAGLE PROFILE STEEL PILOT BORE TIMING BELT PULLEYS*

**KARTAL PROFİL ÇELİK BURÇLU TRİGER KASNAKLAR** 104-108
*EAGLE PROFILE STELL TIMING BELT PULLEYS FOR TAPER BUSHES*

**KARTAL PROFİL ALÜMİNYUM PİLOT TRİGER KASNAKLAR** 109-114
*EAGLE PROFILE ALUMINIUM PILOT BORE TIMING BELT PULLEYS*





**KONİK BURÇLAR VE APARATLAR** 115-123
*TAPER BUSHES AND APPARATUS*

**STANDART KONİK BURÇLAR** 121
*STANDARD TAPER BUSHES*

**CİVATA BAĞLANTILI BURÇ FLANŞLARI** 122
*BOLT-ON HUBS FOR TAPER BUSHES*

**BURÇ ADAPTÖRLERİ** 123
*ADAPTERS FOR TAPER BUSHES*

**KAYNAK BAĞLANTILI BURÇ FLANŞLARI** 122
*WELD-ON HUBS FOR TAPER BUSHES*

# İÇİNDEKİLER / *INDEX*




**KİLİTLİ BURÇLAR** 124-142
*CAPT-LOCKS*

**E (KB-150) TİP KİLİTLİ BURÇLAR** 129
*E (KB-150) TYPE CAPT-LOCKS*

**MLA (KB-130) TİP KİLİTLİ BURÇLAR** 130
*MLA (KB-130) TYPE CAPT-LOCKS*

**MLB (KB-131) TİP KİLİTLİ BURÇLAR** 131
*MLB (KB-131) TYPE CAPT-LOCKS*

**T (KB-100) TİP KİLİTLİ BURÇLAR** 132-133
*T (KB-100) TYPE CAPT-LOCKS*

**B (KB-200) TİP KİLİTLİ BURÇLAR** 134-135
*B (KB-200) TYPE CAPT-LOCKS*

**FA (KB-300) TİP KİLİTLİ BURÇLAR** 136-137
*FA (KB-300) TYPE CAPT-LOCKS*

**FB (KB-301) TİP KİLİTLİ BURÇLAR** 138-139
*FB (KB-301) TYPE CAPT-LOCKS*

**DE (KB-401) TİP KİLİTLİ BURÇLAR** 140-141
*DE (KB-401) TYPE CAPT-LOCKS*

**SK (KB-700) TİP KİLİTLİ BURÇLAR** 142
*SK (KB-700) TYPE CAPT-LOCKS*





**MOTOR GERGİ RAYLARI** 143-147
*MOTOR SLIDES*

**KALIN TİP** 145
*THICK TYPE*

**İNCE TİP** 145
*THIN TYPE*





**ZİNCİR DİŞLİLER** 148-170
*SPROCKETS*

**PİLOT ZİNCİR DİŞLİLER** 153-164
*PILOT BORE SPROCKETS*

**BURÇLU ZİNCİR DİŞLİLER** 165-170
*SPROCKETS FOR TAPER BUSHES*

# İÇİNDEKİLER / *INDEX*




**KAPLİNLER** / *COUPLINGS* **171-210**

**BOŞLUKSUZ SERVO KAPLİNLER** / *BACKLASH-FREE SERVO COUPLINGS* **174-176**

**GEK ÇELİK SERVO KAPLİNLER** / *GEK STEEL SERVO COUPLINGS* **177-179**

**HRC KAPLİNLER** / *HRC COUPLINGS* **180-183**

**PİMLİ ELASTOMER KAPLİNLER** / *PIN & BUSH COUPLINGS* **184-189**

**TEKER KAPLİNLER** / *TIRE COUPLINGS* **190-193**

**CD BİLEŞİK DİSK KAPLİNLER** / *CD COMPOSITE DISC COUPLINGS* **194-197**

**ZL ESNEK DİŞLİ PİMLİ KAPLİNLER** / *ZL FLEXIBLE GEAR PIN COUPLINGS* **198-201**

**DİŞLİ KAPLİNLER** / *GEAR COUPLINGS* **202-205**

**SCHMIDT TİPİ KAÇIKLIK KAPLİNLERİ** / *SCHMIDT OFFSET COUPLINGS* **206-210**

# TRİGER KASNAKLAR

## *TIMING BELT PULLEYS*




GÜLÖZ

# TRİGER KASNAKLAR
# *TIMING BELT PULLEYS*

## HTD PROFİL PİLOT TRİGER KASNAKLAR
*HTD PROFILE PILOT BORE TIMING BELT PULLEYS*

- HTD 3M
- HTD 5M
- HTD 8M
- HTD 14M

## HTD PROFİL BURÇLU TRİGER KASNAKLAR
*HTD PROFILE TIMING BELT PULLEYS FOR TAPER BUSHES*

- HTD 8M B
- HTD 14M B

## METRİK HATVELİ PİLOT TRİGER KASNAKLAR
*METRIC PITCH PILOT BORE TIMING BELT PULLEYS*

- T 2,5
- T 5 – AT 5
- T 10 – AT 10
- T 20 – AT 20

## WHITWORTH HATVELİ PİLOT TRİGER KASNAKLAR
*WHITWORTH PITCH PILOT BORE TIMING BELT PULLEYS*

- XL
- L
- H
- XH
- XXH

## WHITWORTH HATVELİ BURÇLU TRİGER KASNAKLAR
*WHITWORTH PITCH TIMING BELT PULLEYS FOR TAPER BUSHES*

- LB
- HB
- XHB

# SİPARİŞ İÇİN KODLAMA USULÜ
*NOMENCLATURE FOR THE ORDER*

## HTD PROFİL TRİGER KASNAK SİPARİŞİ İÇİN KODLAMANIN YAPILIŞI:

HTD Triger Kasnak Profilleri:

- HTD 3M (3 mm) profil triger kasnaklar.
- HTD 5M (5 mm) profil triger kasnaklar.
- HTD 8M (8 mm) profil triger kasnaklar.
- HTD 14M (14 mm) profil triger kasnaklar.

**Diş Sayıları:** İhtiyacınız olan diş sayısı verilir.

**Kayış Genişlikleri (mm):** Kayışlar; 6, 9, 15, 20, 25, 30, 40, 50, 55, 85, 115, 170 mm kayış genişliği standart olanlardır.

**Mil Çapları:** Triger kasnağı takacağınız milin çapı verilir, Burç sipariş edilmeyecekse mil çapı verimesine gerek yoktur.

**Burçlu için Örnek 1:** HTD 14M 85 mm genişliğinde kayışa göre, diş sayısı 32, mil çap: Ø55 mm olan burçlu triger kasnağı için kodlama:

## NOMENCLATURE FOR THE ORDER OF THE HTD PROFILE TIMING BELT PULLEYS:

HTD Profile Timing Belt Pulleys:

- HTD 3M (3 mm) profile timing belt pulleys.
- HTD 5M (5 mm) profile timing belt pulleys.
- HTD 8M (8 mm) profile timing belt pulleys.
- HTD 14M (14 mm) profile timing belt pulleys.

**Teeth numbers:** The demanded number of teeth can be selected.

**The Belt Widths (mm):** 6, 9, 15, 20, 25, 30, 40, 50, 55, 85, 115, 170 One of them is chosen according to the belt standard widths.

**The Shaft Diameters:** If the timing belt pulleys is ordered with their taper bushes, it is necessary to inform about the shaft diameters of the bushes, Otherwise, it is not necessary.

**Example For The Timing Belt Pulley With Taper Bush:** The timing belt pulley with the 32 teeth number and the Ø55 mm bores suitable to the 14M profile, 85 mm belt is coded as follows.

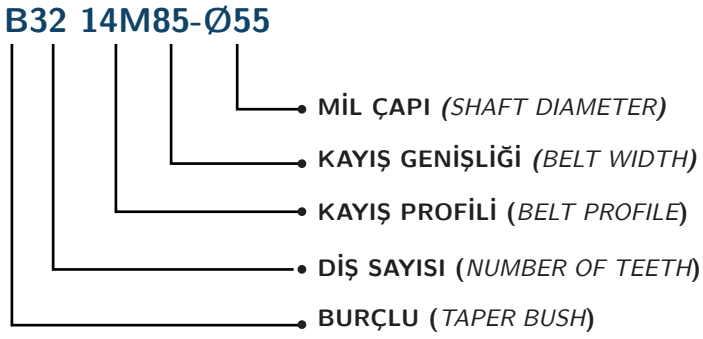


**Pilot Delikli İçin Örnek 2:** HTD 8M 30 mm genişliğinde kayış kullanılan, 28 diş sayısı olan pilot delikli triger kasnak için kodlama:

**Example for the timing belt pulley with pilot bore:** Timing belt pulley that has 8M pulley type with 28 teeths and 30 mm belt width can be coded like below:

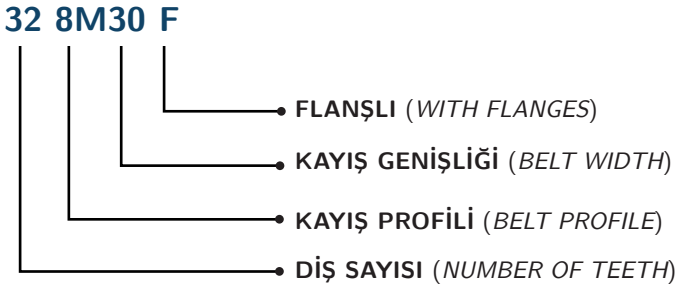

## METRİK HATVELİ TRİGER KASNAK SİPARİŞİ İÇİN KODLAMANIN YAPILIŞI.

**Metrik Hatveli Triger Kasnak Tipleri;**

- T 2,5 profil triger kasnaklar.
- T 5 profil triger kasnaklar.
- AT 5 profil triger kasnaklar.
- T 10 profil triger kasnaklar.
- AT 10 profil triger kasnaklar.
- T 20 profil triger kasnaklar.
- AT 20 profil triger kasnaklar.

**Diş Sayıları:** İhtiyacınız olan diş sayısı verilir.

**Kayış Genişliği:** Kayışlar 6, 10, 16, 25, 32, 50 mm genişliğinde standart olarak üretildiğinden biri seçilir.

**Mil Çapları:** Triger kasnak burçlu istenirse takılacağı milin çapı verilir. Burçlu sipariş edilmeyecekse mil çapına gerek yoktur.

**Pilot Delikli İçin Örnek:** T10 25 mm genişliğinde kayış kullanılan 28 diş sayılı pilot delikli triger kasnak için kodlama:

## NOMENCLATURE FOR THE ORDER OF TIMING BELT PULLEYS WITH METRIC PITCH.

**Metric Pitch Timing Belt Pulleys:**

- T 2,5 profile timing belt pulleys.
- T 5 profile timing belt pulleys
- AT 5 profile timing belt pulleys.
- T 10 profile timing belt pulleys.
- AT 10 profile timing belt pulleys.
- T 20 profile timing belt pulleys.
- AT 20 profile timing belt pulleys.

**Teeth numbers:** The demanded number of teeth can be selected.

**The belt width (mm):** 6, 10, 16, 25, 32, 50 one of them is chosen according to the belt standard widthsIf the taper bush is demanded the "B" code is mentioned and the pin diameters are stated.

**The Shaft Diameters:** If the timing belt pulleys is ordered with their taper bushes, it is necessary to inform about the shaft diameters of the bushes, Otherwise, it is not necessary.

**Example For The Timing Belt Pulley With Pilot Bore:** Timing belt pulley that has T10 pulley type with 28 teeths and 25 mm belt width can be coded like below:

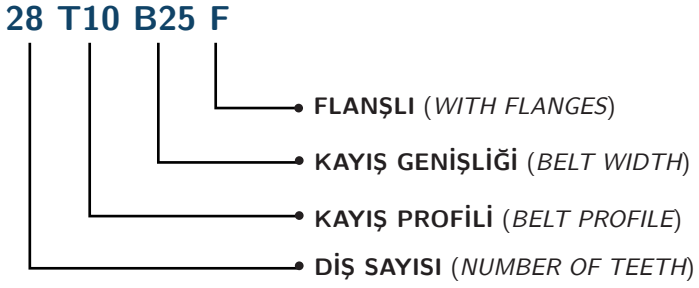

## WHITWORTH HATVELİ TRIGER KASNAK SİPARİŞİ İÇİN KODLAMANIN YAPILIŞI.

Whitworh Hatveli Trıger Kasnak Tipleri:

- MXL (2,03 mm) profil triger kasnaklar.
- XL (5,08 mm) profil triger kasnaklar.
- L (9,525 mm) profil triger kasnaklar.
- H (12,7 mm) profil triger kasnaklar.
- XH (22,22 mm) profil triger kasnaklar.
- XXH (31,750 mm) profil triger kasnaklar.

**Diş Sayıları:** İhtiyacınız olan diş sayısı verilir.

**Kayış Genişlikleri:** 25", 37", 50", 100", 125", 150", 200", 300", 400" genişliğinde standart imal edilir, (milimetre' ye çevrimi: 25= 0,25"=6,35 mm 150 = 1,50" = 38,1 mm).

**Mil Çapları:** Triger kasnak burçlu istenirse takılacağı milin çapı verilir, Burçlu sipariş edilmeyecekse mil çapına gerek yoktur.

**Burçlu için Örnek 1:** H 100 genişliğinde kayış kullanılan 40 diş sayılı Ø28 mm mile uygun burçlu triger kasnak için kodlama:

## NOMENCLATURE FOR THE ORDER OF TIMING BELT PULLEYS WITH METRIC PITCH.

The type whitwort pitch timing belt pulleys:

- MXL (2,03 mm) profile timing belt pulleys.
- XL (5,08 mm) profile timing belt pulleys.
- L (9,525 mm) profile timing belt pulleys.
- H (12,7 mm) profile timing belt pulleys.
- XH (22,22 mm) profile timing belt pulleys.
- XXH (31,750 mm) profile timing belt pulleys.

**Teeth numbers:** timing belt pulleys with demanded teeth numbers can be produced.

**The Belt Width:** 25", 37", 50", 100", 125", 150", 200", 300", 400" are the standart belt widths, (conversion from inch to milimeter is like that: 25= 0,25"=6,35 mm 150 = 1,50" = 38,1 mm)

**The shaft diameters:** If the timing belt pulleys is ordered with their taper bushes, it is necessary to inform about the shaft diameters of the bushes, Otherwise, it is not necessary.

**Example for the timing belt pulley with taper bush:** The timing belt pulley with 40 teeths and the 28 mm bores suitable to the H pulley type with 1 inch belt width is coded as follows:

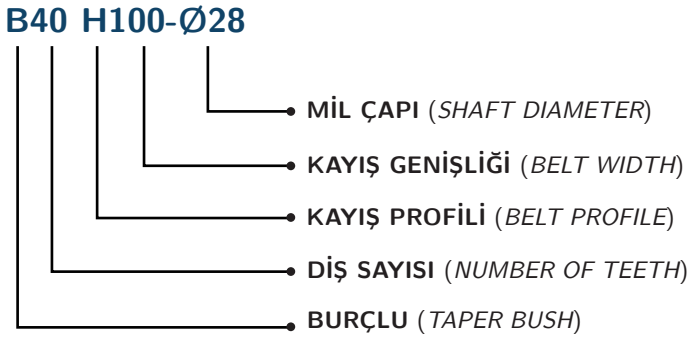


**Pilot Delikli İçin Örnek 2:** L 075 genişliğinde kayış kullanılan 28 diş sayılı pilot delikli triger kasnakiçin kodlama:

**Example For The Timing Belt Pulley With Pilot Bore:** Timing belt pulley that has L pulley type with 28 teeths and 0,75" belt width can be coded like below:

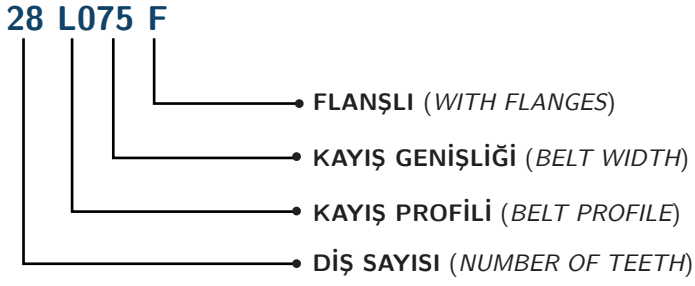

**Koruyucu Kaplama** / *Protecive Coating:*

Çelik ve sfero döküm triger kasnaklar siyah mangan fosfat ile kaplanmaktadır.

*Steel and spheroidal cast iron material timing belt pulley surfaces are coated by black manganese phosphating.*

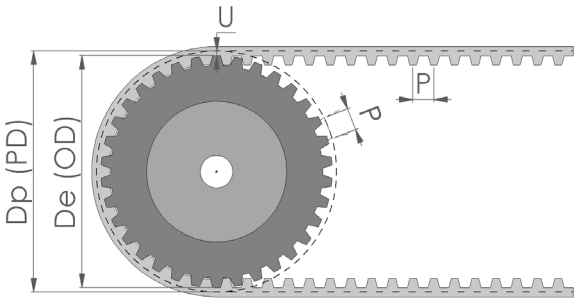


$$Dp\,(PD) = \frac{Pz}{\pi}$$

$$De\,(OD) = Dp\,(PD) - 2\,U$$

$P$ = hatve/*pitch*

$z$ = diş sayısı/*n. of teeth*

| Profil *Profile* | P *mm* | U *mm* |
|---|---|---|
| 3M | 3 | 0,38 |
| 5M | 5 | 0,57 |
| 8M | 8 | 0,68 |
| 14M | 14 | 1,33 |
| T 2,5 | 2,5 | 0,30 |
| T 5 / AT 5 | 5 | 0,40 |
| T 10 / AT 10 | 10 | 0,93 |
| T 20/ AT 20 | 20 | 1,41 |
| MXL | 2,032 | 0,255 |
| XL | 5,08 | 0,255 |
| L | 9,525 | 0,38 |
| H | 12,7 | 0,68 |
| XH | 22,225 | 1,375 |
| XXH | 31,75 | 1,525 |

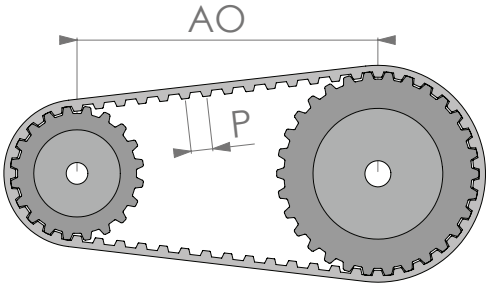


$$BL = \frac{P(Z1+Z2)}{2} + \frac{\sqrt{4\pi^2 AO^2 - P^2(Z1-Z2)^2}}{\pi} + \frac{P|Z1-Z2|}{\pi}\arctan\left[\frac{P|Z1-Z2|}{\sqrt{4\pi^2 AO^2 - P^2(Z1-Z2)^2}}\right]$$

$\frac{BL}{P}$ = Tam sayı olmalı/*Must be an integer*

$BL$ = kayış boyu/*belt length*

$P$ = hatve/*pitch*

$Z1$ = kasnak 1 diş sayısı/*number of teeth of pulley 1*

$Z2$ = kasnak 2 diş sayısı/*number of teeth of pulley 2*

$AO$ = eksenler arası mesafe/*axle offset*

## HTD

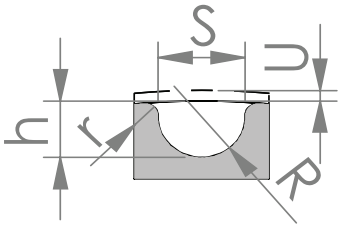


**HTD Profil Triger Kasnak Diş Ölçüleri**
*Tooth Dimensions of HTD Profile Timing Belt Pulleys.*

| Profil *Profile* | S | h | R | r | U |
|---|---|---|---|---|---|
| 3M | 1,90 | 1,28 | 0,91 | 0,30 | 0,38 |
| 5M | 3,25 | 2,16 | 1,56 | 0,48 | 0,57 |
| 8M | 5,35 | 3,54 | 2,57 | 0,80 | 0,68 |
| 14M | 9,80 | 6,20 | 4,65 | 1,40 | 1,33 |

## WHITWORTH

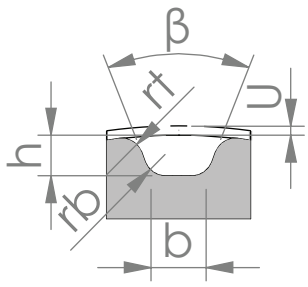


**Whithworth Hatveli Triger Kasnak Diş Profil Ölçüleri**
*Tooth Profile Dimensions of Whithworth Pitch Timing Belt Pulleys.*

| Profil *Profile* | β ±3° | b | h | rb | rt | U |
|---|---|---|---|---|---|---|
| MXL | 40° | 0,84 ±0,05 | 0,69 | 0,35 | 0,13 | 0.255 |
| XL | 50° | 1,32 ±0,05 | 1,65 | 0,41 | 0,64 | 0,255 |
| L | 40° | 3,05 ±0,10 | 2,67 | 1,19 | 1,17 | 0,38 |
| H | 40° | 4,19 ±0,13 | 3,05 | 1,60 | 1,60 | 0,68 |
| XH | 40° | 7,90 ±0,15 | 7,14 | 1,98 | 2,39 | 1,375 |
| XXH | 40° | 12,17 ±0,18 | 10,31 | 3,96 | 3,18 | 1,525 |

## T

## T - SE

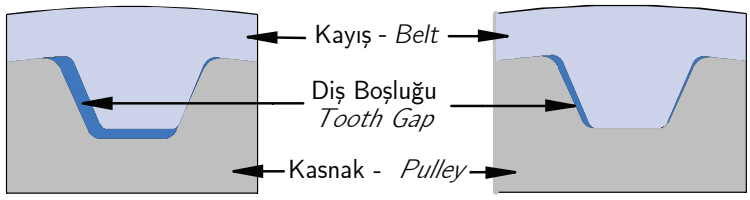


Normal Boşluklu Diş Profili
*Normal Backlash Tooth Profile*

Azaltılmış Boşluklu Diş Profili "SE"
*Reduced Backlash Tooth Profile "SE"*

## T / T - SE

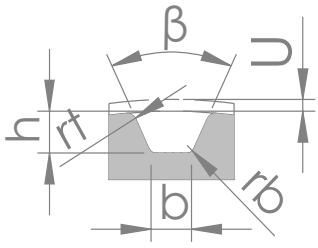


## AT

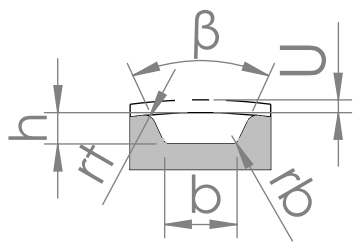


**Metrik Hatveli Triger Kasnak Diş Profil Ölçüleri**
*Tooth Profile Dimensions of Metric Pitch Timing Belt Pulleys.*

| Profil *Profile* | β ±3° | b | h | rb | rt | U |
|---|---|---|---|---|---|---|
| T 2,5 | 50° | 0,90 ±0,05 | 1,0 ±0,05 | 0,2 | 0,3 | 0,30 |
| T 2,5 -SE | 50° | 1,0 ±0,05 | 0,75 ±0,05 | 0,2 | 0,3 | 0,30 |
| T 5 | 50° | 1,50 ±0,05 | 1,95 ±0,05 | 0,4 | 0,6 | 0,40 |
| T 5 -SE | 50° | 1,80 ±0,05 | 1,25 ±0,05 | 0,4 | 0,6 | 0,40 |
| T 10 | 50° | 3,40 ±0,10 | 3,40 ±0,10 | 0,6 | 0,8 | 0,93 |
| T 10 -SE | 50° | 3,60 ±0,10 | 2,60 ±0,10 | 0,6 | 0,8 | 0,93 |
| T 20 | 50° | 7,0 ±0,15 | 6,30 ±0,13 | 0,8 | 1,2 | 1,41 |
| T 20 -SE | 50° | 7,0 ±0,15 | 5,20 ±0,13 | 0,8 | 1,2 | 1,41 |
| AT 5 | 50° | 2,70 ±0,05 | 1,10 ±0,05 | 0,4 | 0,6 | 0,40 |
| AT 10 | 50° | 5,40 ±0,10 | 2,35 ±0,10 | 0,6 | 0,8 | 0,93 |
| AT 20 | 50° | 10,80 ±0,15 | 4,70 ±0,13 | 0,8 | 1,2 | 1,41 |

## MOTOR GÜCÜ VE DEVİR SAYISINA GÖRE KASNAK SEÇİMİ
*CHOOSING OF THE TIMING BELT PULLEYS ACCORDING TO THE MOTOR POWER AND RPM*

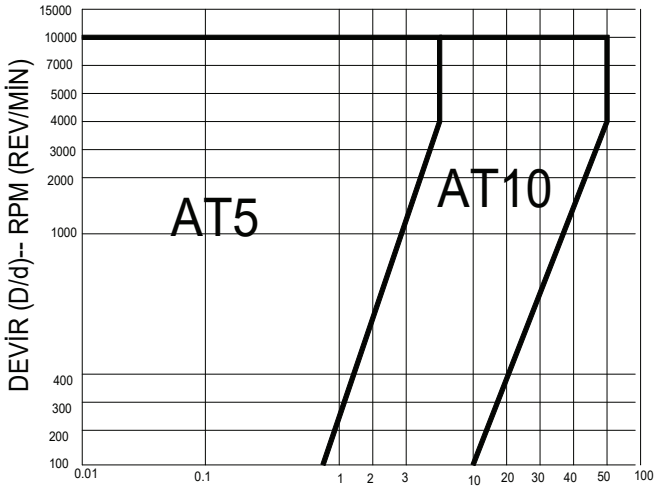


GÜÇ (Kw) - POWER (Kw)

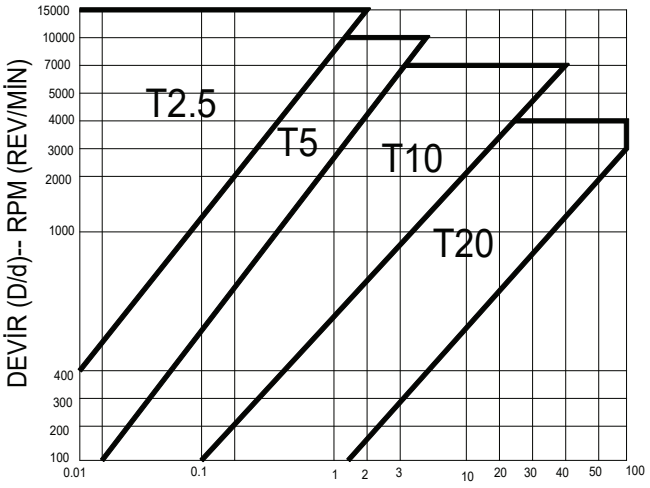


GÜÇ (Kw) - POWER (Kw)

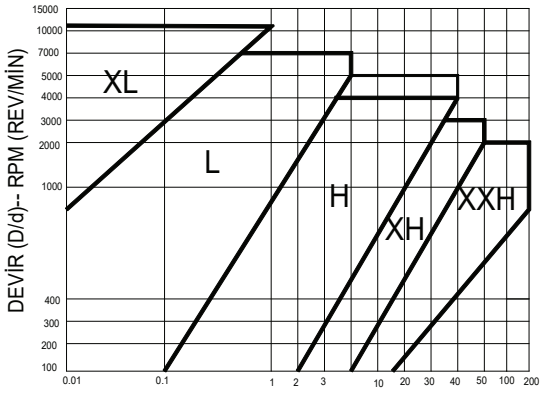


GÜÇ (Kw) - POWER (Kw)

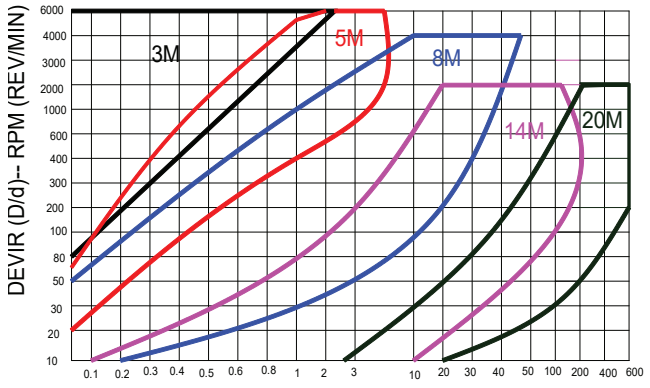


GÜÇ (Kw) - POWER (Kw)

Triger Kayış Profillerinin Devir-Güç Tabloları
*RPM vs Power Diagrams of Timing Belt Profiles.*

# HTD Profil Pilot
# Triger Kasnaklar

---

## *HTD Profile Pilot Bore*
## *Timing Belt Pulleys*




GÜLÖZ

# HTD 3M (3 MM) PROFİL PİLOT TRİGER KASNAKLAR
*HTD 3M (3 MM) PROFILE PILOT BORE TIMING BELT PULLEYS*

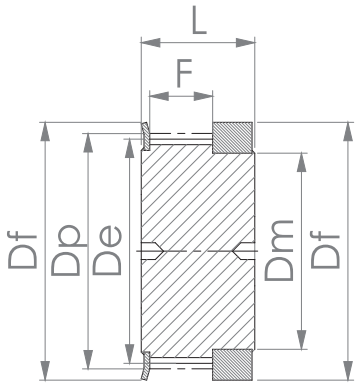


**TİP 1F**
*TYPE 1F*

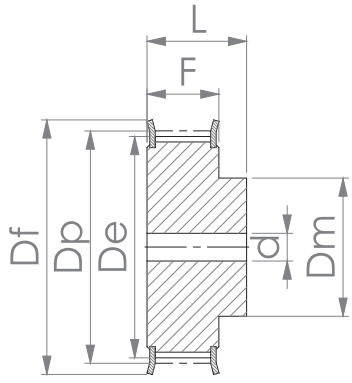


**TİP 2F**
*TYPE 2F*

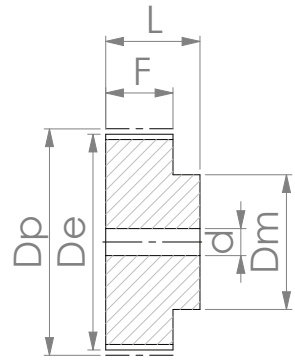


**TİP 2**
*TYPE 2*

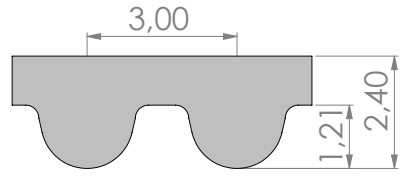


**HTD 3M TİP KAYIŞ PROFİLİ**
*HTD 3M TYPE BELT PROFILE*

## HTD 3M-06

**6 mm ENİNDE KAYIŞ İÇİN (HATVE : 3 mm)**
*FOR BELT WIDTH 6 mm (PITCH : 3 mm)*

| NİTELİKLER *FEATURES* | | KOD *CODE* | DİŞ SAYISI *N. OF TEETH* | TİP *TYPE* | FLANŞ TİPİ *FLANGES TYPE* | d | Dp | De | Df | F | L | Dm | AĞIRLIK *WEIGHT* Kg |
|---|---|---|---|---|---|---|---|---|---|---|---|---|---|
| ALÜMİNYUM *ALUMINIUM* | FLANŞLI *WITH FLANGES* | 10-3M-06F | 10 | 1F | K 01 | | 9,55 | 8,79 | 13 | 7,2 | 15 | 6 | 0,004 |
| | | 12-3M-06F | 12 | 1F | K 02 | | 11,46 | 10,70 | 15 | 7,2 | 15 | 8 | 0,005 |
| | | 14-3M-06F | 14 | 1F | K 03 | | 13,37 | 12,61 | 16 | 7,2 | 15 | 9 | 0,006 |
| | | 15-3M-06F | 15 | 1F | K 04 | | 14,32 | 13,56 | 17,5 | 7,2 | 15 | 10 | 0,008 |
| | | 16-3M-06F | 16 | 2F | K 05 | | 15,28 | 14,52 | 18 | 9,8 | 15 | 10 | 0,005 |
| | | 18-3M-06F | 18 | 2F | K 06 | 6 | 17,19 | 16,43 | 19,5 | 9,8 | 15 | 11 | 0,006 |
| | | 20-3M-06F | 20 | 2F | K 09 | 6 | 19,10 | 18,34 | 25 | 9,8 | 18 | 13 | 0,009 |
| | | 21-3M-06F | 21 | 2F | K 09 | 6 | 20,05 | 19,29 | 25 | 9,8 | 18 | 13 | 0,010 |
| | | 22-3M-06F | 22 | 2F | K 09 | 6 | 21,01 | 20,25 | 25 | 9,8 | 18 | 13 | 0,010 |
| | | 24-3M-06F | 24 | 2F | K 09 | 6 | 22,92 | 22,16 | 25 | 9,8 | 18 | 13 | 0,012 |
| | | 26-3M-06F | 26 | 2F | K 10 | 6 | 24,83 | 24,07 | 28 | 9,8 | 18 | 16 | 0,015 |
| | | 28-3M-06F | 28 | 2F | K 11 | 6 | 26,74 | 25,98 | 32 | 9,8 | 18 | 18 | 0,020 |
| | | 30-3M-06F | 30 | 2F | K 11 | 6 | 28,65 | 27,89 | 32 | 9,8 | 18 | 20 | 0,023 |
| | | 32-3M-06F | 32 | 2F | K 13 | 6 | 30,56 | 29,80 | 36 | 9,8 | 18 | 22 | 0,028 |
| | | 36-3M-06F | 36 | 2F | K 14 | 6 | 34,38 | 33,62 | 38 | 10,3 | 18 | 26 | 0,037 |
| | | 40-3M-06F | 40 | 2F | K 15 | 6 | 38,20 | 37,44 | 42 | 10,3 | 18 | 28 | 0,046 |
| | | 44-3M-06F | 44 | 2F | K 17 | 6 | 42,02 | 41,26 | 48 | 10,3 | 18 | 33 | 0,060 |
| | FLANŞSIZ *W/O FLANGES* | 48-3M-06 | 48 | 2 | | 8 | 45,84 | 45,08 | | 10,3 | 19 | 33 | 0,067 |
| | | 60-3M-06 | 60 | 2 | | 8 | 57,30 | 56,54 | | 10,3 | 19 | 33 | 0,095 |
| | | 72-3M-06 | 72 | 2 | | 8 | 68,76 | 68,00 | | 10,3 | 19 | 33 | 0,130 |

## HTD 3M-09

**9 mm ENİNDE KAYIŞ İÇİN (HATVE : 3 mm)**
*FOR BELT WIDTH 9 mm (PITCH : 3 mm)*

| NİTELİKLER *FEATURES* | | KOD *CODE* | DİŞ SAYISI *N. OF TEETH* | TİP *TYPE* | FLANŞ TİPİ *FLANGES TYPE* | d | Dp | De | Df | F | L | Dm | AĞIRLIK *WEIGHT* Kg |
|---|---|---|---|---|---|---|---|---|---|---|---|---|---|
| ALÜMİNYUM *ALUMINIUM* | FLANŞLI *WITH FLANGES* | 10-3M-09F | 10 | 1F | K 01 | | 9,55 | 8,79 | 13 | 10,2 | 18 | 6 | 0,004 |
| | | 12-3M-09F | 12 | 1F | K 02 | | 11,46 | 10,70 | 15 | 10,2 | 18 | 8 | 0,006 |
| | | 14-3M-09F | 14 | 1F | K 03 | | 13,37 | 12,61 | 16 | 10,2 | 18 | 9 | 0,007 |
| | | 15-3M-09F | 15 | 1F | K 04 | | 14,32 | 13,56 | 17,5 | 10,2 | 18 | 10 | 0,009 |
| | | 16-3M-09F | 16 | 2F | K 05 | | 15,28 | 14,52 | 18 | 12,8 | 18 | 10 | 0,007 |
| | | 18-3M-09F | 18 | 2F | K 06 | 6 | 17,19 | 16,43 | 19,5 | 12,8 | 21 | 11 | 0,008 |
| | | 20-3M-09F | 20 | 2F | K 09 | 6 | 19,10 | 18,34 | 25 | 12,8 | 21 | 13 | 0,011 |
| | | 21-3M-09F | 21 | 2F | K 09 | 6 | 20,05 | 19,29 | 25 | 12,8 | 21 | 13 | 0,012 |
| | | 22-3M-09F | 22 | 2F | K 09 | 6 | 21,01 | 20,25 | 25 | 12,8 | 21 | 13 | 0,013 |
| | | 24-3M-09F | 24 | 2F | K 09 | 6 | 22,92 | 22,16 | 25 | 12,8 | 21 | 13 | 0,015 |
| | | 26-3M-09F | 26 | 2F | K 10 | 6 | 24,83 | 24,07 | 28 | 12,8 | 21 | 16 | 0,019 |
| | | 28-3M-09F | 28 | 2F | K 11 | 6 | 26,74 | 25,98 | 32 | 12,8 | 21 | 18 | 0,024 |
| | | 30-3M-09F | 30 | 2F | K 11 | 6 | 28,65 | 27,89 | 32 | 12,8 | 21 | 20 | 0,028 |
| | | 32-3M-09F | 32 | 2F | K 13 | 6 | 30,56 | 29,80 | 36 | 12,8 | 21 | 22 | 0,033 |
| | | 36-3M-09F | 36 | 2F | K 14 | 6 | 34,38 | 33,62 | 38 | 13,4 | 22 | 26 | 0,047 |
| | | 40-3M-09F | 40 | 2F | K 15 | 6 | 38,20 | 37,44 | 42 | 13,4 | 22 | 28 | 0,057 |
| | | 44-3M-09F | 44 | 2F | K 17 | 6 | 42,02 | 41,26 | 48 | 13,4 | 22 | 33 | 0,074 |
| | FLANŞSIZ *W/O FLANGES* | 48-3M-09 | 48 | 2 | | 8 | 45,84 | 45,08 | | 13,4 | 22 | 33 | 0,082 |
| | | 60-3M-09 | 60 | 2 | | 8 | 57,30 | 56,54 | | 13,4 | 22 | 33 | 0,119 |
| | | 72-3M-09 | 72 | 2 | | 8 | 68,76 | 68,00 | | 13,4 | 22 | 33 | 0,164 |

## HTD 3M-15

**15 mm ENİNDE KAYIŞ İÇİN (HATVE : 3 mm)**
*FOR BELT WIDTH 15 mm (PITCH : 3 mm)*

| NİTELİKLER *FEATURES* | | KOD *CODE* | DİŞ SAYISI *N. OF TEETH* | TİP *TYPE* | FLANŞ TİPİ *FLANGES TYPE* | d | Dp | De | Df | F | L | Dm | AĞIRLIK *WEIGHT* Kg |
|---|---|---|---|---|---|---|---|---|---|---|---|---|---|
| ALÜMİNYUM *ALUMINIUM* | FLANŞLI *WITH FLANGES* | 10-3M-15F | 10 | 1F | K 01 | | 9,55 | 8,79 | 13 | 17 | 26 | 6 | 0,006 |
| | | 12-3M-15F | 12 | 1F | K 02 | | 11,46 | 10,70 | 15 | 17 | 26 | 8 | 0,008 |
| | | 14-3M-15F | 14 | 1F | K 03 | | 13,37 | 12,61 | 16 | 17 | 26 | 9 | 0,010 |
| | | 15-3M-15F | 15 | 1F | K 04 | | 14,32 | 13,56 | 17,5 | 17 | 26 | 10 | 0,012 |
| | | 16-3M-15F | 16 | 2F | K 05 | | 15,28 | 14,52 | 18 | 19,5 | 26 | 10 | 0,010 |
| | | 18-3M-15F | 18 | 2F | K 06 | 6 | 17,19 | 16,43 | 19,5 | 19,5 | 26 | 11 | 0,010 |
| | | 20-3M-15F | 20 | 2F | K 09 | 6 | 19,10 | 18,34 | 25 | 19,5 | 26 | 13 | 0,015 |
| | | 21-3M-15F | 21 | 2F | K 09 | 6 | 20,05 | 19,29 | 25 | 19,5 | 26 | 13 | 0,016 |
| | | 22-3M-15F | 22 | 2F | K 09 | 6 | 21,01 | 20,25 | 25 | 19,5 | 26 | 13 | 0,018 |
| | | 24-3M-15F | 24 | 2F | K 09 | 6 | 22,92 | 22,16 | 25 | 19,5 | 26 | 13 | 0,021 |
| | | 26-3M-15F | 26 | 2F | K 10 | 6 | 24,83 | 24,07 | 28 | 19,5 | 26 | 16 | 0,026 |
| | | 28-3M-15F | 28 | 2F | K 11 | 6 | 26,74 | 25,98 | 32 | 19,5 | 26 | 18 | 0,032 |
| | | 30-3M-15F | 30 | 2F | K 11 | 6 | 28,65 | 27,89 | 32 | 19,5 | 26 | 20 | 0,037 |
| | | 32-3M-15F | 32 | 2F | K 13 | 6 | 30,56 | 29,80 | 36 | 19,5 | 26 | 22 | 0,044 |
| | | 36-3M-15F | 36 | 2F | K 14 | 6 | 34,38 | 33,62 | 38 | 20 | 30 | 26 | 0,065 |
| | | 40-3M-15F | 40 | 2F | K 15 | 6 | 38,20 | 37,44 | 42 | 20 | 30 | 28 | 0,080 |
| | | 44-3M-15F | 44 | 2F | K 17 | 6 | 42,02 | 41,26 | 48 | 20 | 30 | 33 | 0,102 |
| | FLANŞSIZ *W/O FLANGES* | 48-3M-15 | 48 | 2 | | 8 | 45,84 | 45,08 | | 20 | 30 | 33 | 0,114 |
| | | 60-3M-15 | 60 | 2 | | 8 | 57,30 | 56,54 | | 20 | 30 | 33 | 0,170 |
| | | 72-3M-15 | 72 | 2 | | 8 | 68,76 | 68,00 | | 20 | 30 | 33 | 0,237 |

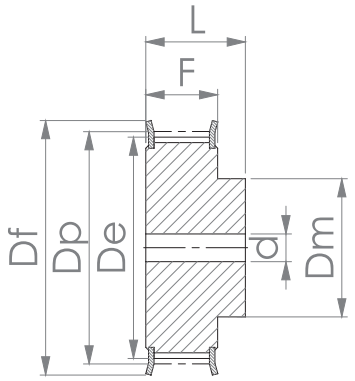


**TİP 2F**
*TYPE 2F*

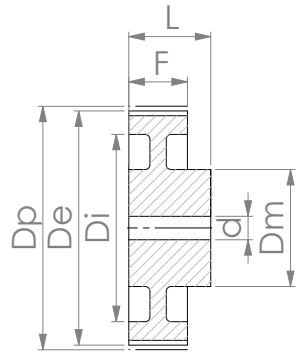


**TİP 4W**
*TYPE 4W*

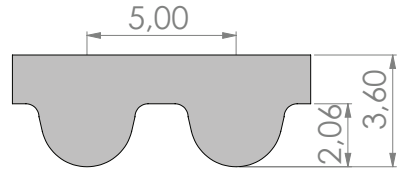


**HTD 5M TİP KAYIŞ PROFİLİ**
*HTD 5M TYPE BELT PROFILE*

## HTD 5M-09

**9 mm ENİNDE KAYIŞ İÇİN (HATVE : 5 mm)**
*FOR BELT WIDTH 9 mm (PITCH : 5 mm)*

| NİTELİKLER *FEATURES* | | KOD *CODE* | | DİŞ SAYISI *N. OF TEETH* | TİP *TYPE* | FLANŞ TİPİ *FLANGE TYPE* | d | Dp | De | Df | Di | F | L | Dm | AĞIRLIK *WEIGHT* Kg | |
|---|---|---|---|---|---|---|---|---|---|---|---|---|---|---|---|---|
| | | ALÜMİNYUM *ALUMINIUM* | ÇELİK *STEEL* | | | | | | | | | | | | ALÜMİNYUM *ALUMINIUM* | ÇELİK *STEEL* |
| ALÜMİNYUM VE ÇELİK *ALUMINIUM AND STEEL* | FLANŞLI *WITH FLANGES* | 12-5M-09-AF | 12-5M-09-SF | 12 | 2F | L 08 | 4 | 19,10 | 17,96 | 23 | | 14,5 | 20 | 12 | 0,01 | 0,03 |
| | | 14-5M-09-AF | 14-5M-09-SF | 14 | 2F | L 09 | 6 | 22,28 | 21,14 | 25 | | 14,5 | 20 | 13 | 0,01 | 0,04 |
| | | 15-5M-09-AF | 15-5M-09-SF | 15 | 2F | L 10 | 6 | 23,87 | 22,73 | 28 | | 14,5 | 20 | 16 | 0,02 | 0,05 |
| | | 16-5M-09-AF | 16-5M-09-SF | 16 | 2F | L 10 | 6 | 25,47 | 24,33 | 28 | | 14,5 | 20 | 16,5 | 0,02 | 0,05 |
| | | 18-5M-09-AF | 18-5M-09-SF | 18 | 2F | L 11 | 6 | 28,65 | 27,51 | 32 | | 14,5 | 20 | 20 | 0,03 | 0,07 |
| | | 20-5M-09-AF | 20-5M-09-SF | 20 | 2F | L 13 | 6 | 31,83 | 30,69 | 36 | | 14,5 | 22,5 | 23 | 0,04 | 0,11 |
| | | 21-5M-09-AF | 21-5M-09-SF | 21 | 2F | L 14 | 6 | 33,42 | 32,28 | 38 | | 14,5 | 22,5 | 24 | 0,04 | 0,12 |
| | | 22-5M-09-AF | 22-5M-09-SF | 22 | 2F | L 14 | 6 | 35,02 | 33,88 | 38 | | 14,5 | 22,5 | 25,5 | 0,05 | 0,13 |
| | | 24-5M-09-AF | 24-5M-09-SF | 24 | 2F | L 15 | 6 | 38,20 | 37,06 | 42 | | 14,5 | 22,5 | 27 | 0,06 | 0,16 |
| | | 26-5M-09-AF | 26-5M-09-SF | 26 | 2F | L 16 | 6 | 41,38 | 40,24 | 44 | | 14,5 | 22,5 | 30 | 0,07 | 0,19 |
| | | 28-5M-09-AF | 28-5M-09-SF | 28 | 2F | L 17 | 6 | 44,56 | 43,42 | 48 | | 14,5 | 22,5 | 30,5 | 0,08 | 0,21 |
| | | 30-5M-09-AF | 30-5M-09-SF | 30 | 2F | L 20 | 6 | 47,75 | 46,61 | 51 | | 14,5 | 22,5 | 35 | 0,09 | 0,26 |
| | | 32-5M-09-AF | 32-5M-09-SF | 32 | 2F | L 22 | 8 | 50,93 | 49,79 | 54 | | 14,5 | 22,5 | 38 | 0,11 | 0,29 |
| | | 36-5M-09-AF | 36-5M-09-SF | 34 | 2F | L 24 | 8 | 54,11 | 52,97 | 60 | | 14,5 | 22,5 | 38 | 0,13 | 0,35 |
| | | 40-5M-09-AF | 40-5M-09-SF | 40 | 2F | L 27 | 8 | 63,66 | 62,52 | 71 | | 14,5 | 22,5 | 38 | 0,16 | 0,44 |
| | FLANŞSIZ *W/O FLANGES* | 44-5M-09-A | 44-5M-09-S | 44 | 4W | | 8 | 70,03 | 68,89 | | 54 | 14,5 | 25,5 | 38 | 0,17 | 0,48 |
| | | 48-5M-09-A | 48-5M-09-S | 48 | 4W | | 8 | 76,40 | 75,26 | | 61 | 14,5 | 25,5 | 45 | 0,22 | 0,61 |
| | | 60-5M-09-A | 60-5M-09-S | 60 | 4W | | 8 | 95,50 | 94,36 | | 80 | 14,5 | 25,5 | 45 | 0,30 | 0,83 |
| | | 72-5M-09-A | 72-5M-09-S | 72 | 4W | | 8 | 114,59 | 113,45 | | 100 | 14,5 | 25,5 | 45 | 0,40 | 1,10 |

# HTD 5M (5 MM) PROFİL PİLOT TRİGER KASNAKLAR
*HTD 5M (5 MM) PROFILE PILOT BORE TIMING BELT PULLEYS*

## HTD 5M-15

**15 mm ENİNDE KAYIŞ İÇİN (HATVE : 5 mm)**
*FOR BELT WIDTH 15 mm (PITCH : 5 mm)*

| NİTELİKLER *FEATURES* | | KOD *CODE* | | DİŞ SAYISI *N. OF TEETH* | TİP *TYPE* | FLANŞ TİPİ *FLANGE TYPE* | d | Dp | De | Df | Di | F | L | Dm | AĞIRLIK *WEIGHT* Kg | |
|---|---|---|---|---|---|---|---|---|---|---|---|---|---|---|---|---|
| | | ALÜMİNYUM *ALUMINIUM* | ÇELİK *STEEL* | | | | | | | | | | | | ALÜMİNYUM *ALUMINIUM* | ÇELİK *STEEL* |
| ALÜMİNYUM VE ÇELİK *ALUMINIUM AND STEEL* | FLANŞLI *WITH FLANGES* | 12-5M-15-AF | 12-5M-15-SF | 12 | 2F | L 08 | 4 | 19,10 | 17,96 | 23 | | 20,5 | 26 | 12 | 0,01 | 0,04 |
| | | 14-5M-15-AF | 14-5M-15-SF | 14 | 2F | L 09 | 6 | 22,28 | 21,14 | 25 | | 20,5 | 26 | 13 | 0,02 | 0,05 |
| | | 15-5M-15-AF | 15-5M-15-SF | 15 | 2F | L 10 | 6 | 23,87 | 22,73 | 28 | | 20,5 | 26 | 16 | 0,02 | 0,06 |
| | | 16-5M-15-AF | 16-5M-15-SF | 16 | 2F | L 10 | 6 | 25,47 | 24,33 | 28 | | 20,5 | 26 | 16,5 | 0,03 | 0,07 |
| | | 18-5M-15-AF | 18-5M-15-SF | 18 | 2F | L 11 | 6 | 28,65 | 27,51 | 32 | | 20,5 | 26 | 20 | 0,04 | 0,10 |
| | | 20-5M-15-AF | 20-5M-15-SF | 20 | 2F | L 13 | 6 | 31,83 | 30,69 | 36 | | 20,5 | 26 | 23 | 0,05 | 0,13 |
| | | 21-5M-15-AF | 21-5M-15-SF | 21 | 2F | L 14 | 6 | 33,42 | 32,28 | 38 | | 20,5 | 26 | 24 | 0,05 | 0,14 |
| | | 22-5M-15-AF | 22-5M-15-SF | 22 | 2F | L 14 | 6 | 35,02 | 33,88 | 38 | | 20,5 | 26 | 25,5 | 0,06 | 0,16 |
| | | 24-5M-15-AF | 24-5M-15-SF | 24 | 2F | L 15 | 6 | 38,20 | 37,06 | 42 | | 20,5 | 28 | 27 | 0,07 | 0,20 |
| | | 26-5M-15-AF | 26-5M-15-SF | 26 | 2F | L 16 | 6 | 41,38 | 40,24 | 44 | | 20,5 | 28 | 30 | 0,09 | 0,24 |
| | | 28-5M-15-AF | 28-5M-15-SF | 28 | 2F | L 17 | 6 | 44,56 | 43,42 | 48 | | 20,5 | 28 | 30,5 | 0,10 | 0,28 |
| | | 30-5M-15-AF | 30-5M-15-SF | 30 | 2F | L 20 | 6 | 47,75 | 46,61 | 51 | | 20,5 | 28 | 35 | 0,12 | 0,33 |
| | | 32-5M-15-AF | 32-5M-15-SF | 32 | 2F | L 22 | 8 | 50,93 | 49,79 | 54 | | 20,5 | 28 | 38 | 0,14 | 0,38 |
| | | 36-5M-15-AF | 36-5M-15-SF | 34 | 2F | L 24 | 8 | 54,11 | 52,97 | 60 | | 20,5 | 28 | 38 | 0,17 | 0,46 |
| | | 40-5M-15-AF | 40-5M-15-SF | 40 | 2F | L 27 | 8 | 63,66 | 62,52 | 71 | | 20,5 | 28 | 38 | 0,21 | 0,57 |
| | FLANŞSIZ *W/O FLANGES* | 44-5M-15-A | 44-5M-15-S | 44 | 4W | | 8 | 70,03 | 68,89 | | 54 | 20,5 | 30 | 38 | 0,21 | 0,59 |
| | | 48-5M-15-A | 48-5M-15-S | 48 | 4W | | 8 | 76,40 | 75,26 | | 61 | 20,5 | 30 | 45 | 0,26 | 0,73 |
| | | 60-5M-15-A | 60-5M-15-S | 60 | 4W | | 8 | 95,50 | 94,36 | | 80 | 20,5 | 30 | 45 | 0,35 | 0,98 |
| | | 72-5M-15-A | 72-5M-15-S | 72 | 4W | | 8 | 114,59 | 113,45 | | 100 | 20,5 | 30 | 45 | 0,45 | 1,26 |

## HTD 5M-25

**25 mm ENİNDE KAYIŞ İÇİN (HATVE : 5 mm)**
*FOR BELT WIDTH 25 mm (PITCH : 5 mm)*

| NİTELİK-LER *FEATURES* | | KOD *CODE* | | DİŞ SAYISI *N. OF TEETH* | TİP *TYPE* | FLANŞ TİPİ *FLANGE TYPE* | d | Dp | De | Df | Di | F | L | Dm | AĞIRLIK *WEIGHT* Kg | |
|---|---|---|---|---|---|---|---|---|---|---|---|---|---|---|---|---|
| | | ALÜMİNYUM *ALUMINIUM* | ÇELİK *STEEL* | | | | | | | | | | | | ALÜMİNYUM *ALUMINIUM* | ÇELİK *STEEL* |
| ALÜMİNYUM VE ÇELİK *ALUMINIUM AND STEEL* | FLANŞLI *WITH FLANGES* | 12-5M-25-AF | 12-5M-25-SF | 12 | 2F | L 08 | 4 | 19,10 | 17,96 | 23 | | 30,5 | 36 | 12 | 0,02 | 0,05 |
| | | 14-5M-25-AF | 14-5M-25-SF | 14 | 2F | L 09 | 6 | 22,28 | 21,14 | 25 | | 30,5 | 36 | 13 | 0,03 | 0,07 |
| | | 15-5M-25-AF | 15-5M-25-SF | 15 | 2F | L 10 | 6 | 23,87 | 22,73 | 28 | | 30,5 | 36 | 16 | 0,03 | 0,09 |
| | | 16-5M-25-AF | 16-5M-25-SF | 16 | 2F | L 10 | 6 | 25,47 | 24,33 | 28 | | 30,5 | 36 | 16,5 | 0,04 | 0,10 |
| | | 18-5M-25-AF | 18-5M-25-SF | 18 | 2F | L 11 | 6 | 28,65 | 27,51 | 32 | | 30,5 | 36 | 20 | 0,05 | 0,14 |
| | | 20-5M-25-AF | 20-5M-25-SF | 20 | 2F | L 13 | 6 | 31,83 | 30,69 | 36 | | 30,5 | 36 | 23 | 0,06 | 0,17 |
| | | 21-5M-25-AF | 21-5M-25-SF | 21 | 2F | L 14 | 6 | 33,42 | 32,28 | 38 | | 30,5 | 38 | 24 | 0,08 | 0,21 |
| | | 22-5M-25-AF | 22-5M-25-SF | 22 | 2F | L 14 | 6 | 35,02 | 33,88 | 38 | | 30,5 | 38 | 25,5 | 0,08 | 0,23 |
| | | 24-5M-25-AF | 24-5M-25-SF | 24 | 2F | L 15 | 6 | 38,20 | 37,06 | 42 | | 30,5 | 38 | 27 | 0,10 | 0,28 |
| | | 26-5M-25-AF | 26-5M-25-SF | 26 | 2F | L 16 | 6 | 41,38 | 40,24 | 44 | | 30,5 | 38 | 30 | 0,12 | 0,33 |
| | | 28-5M-25-AF | 28-5M-25-SF | 28 | 2F | L 17 | 6 | 44,56 | 43,42 | 48 | | 30,5 | 38 | 30,5 | 0,14 | 0,39 |
| | | 30-5M-25-AF | 30-5M-25-SF | 30 | 2F | L 20 | 6 | 47,75 | 46,61 | 51 | | 30,5 | 38 | 35 | 0,17 | 0,46 |
| | | 32-5M-25-AF | 32-5M-25-SF | 32 | 2F | L 22 | 8 | 50,93 | 49,79 | 54 | | 30,5 | 38 | 38 | 0,19 | 0,52 |
| | | 36-5M-25-AF | 36-5M-25-SF | 34 | 2F | L 24 | 8 | 54,11 | 52,97 | 60 | | 30,5 | 38 | 38 | 0,23 | 0,65 |
| | | 40-5M-25-AF | 40-5M-25-SF | 40 | 2F | L 27 | 8 | 63,66 | 62,52 | 71 | | 30,5 | 38 | 38 | 0,29 | 0,81 |
| | FLANŞSIZ *W/O FLANGES* | 44-5M-25-A | 44-5M-25-S | 44 | 4W | | 8 | 70,03 | 68,89 | | 54 | 30,5 | 40 | 38 | 0,29 | 0,80 |
| | | 48-5M-25-A | 48-5M-25-S | 48 | 4W | | 8 | 76,40 | 75,26 | | 61 | 30,5 | 40 | 45 | 0,38 | 1,06 |
| | | 60-5M-25-A | 60-5M-25-S | 60 | 4W | | 8 | 95,50 | 94,36 | | 80 | 30,5 | 40 | 45 | 0,56 | 1,54 |
| | | 72-5M-25-A | 72-5M-25-S | 72 | 4W | | 8 | 114,59 | 113,45 | | 100 | 30,5 | 40 | 45 | 0,71 | 1,98 |

# HTD 8M (8 MM) PROFİL PİLOT TRİGER KASNAKLAR
*HTD 8M (8 MM) PROFILE PILOT BORE TIMING BELT PULLEYS*

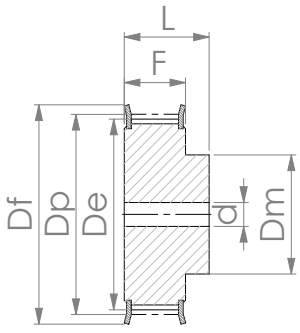


**TİP 2F**
*TYPE 2F*

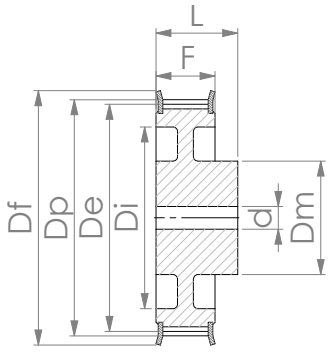


**TİP 4WF**
*TYPE 4WF*

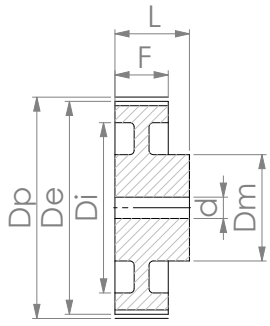


**TİP 4W**
*TYPE 4W*

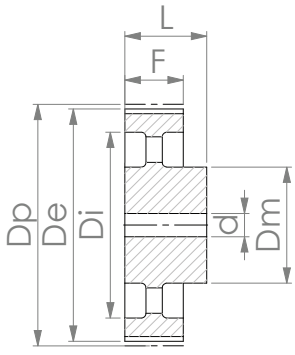


**TİP 4A**
*TYPE 4A*

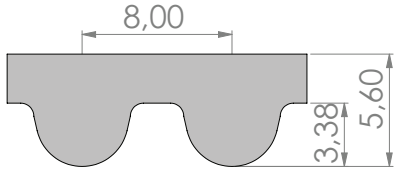


**HTD 8M TİP KAYIŞ PROFİLİ**
*HTD 8M TYPE BELT PROFILE*

## HTD 8M-20

**20 mm ENİNDE KAYIŞ İÇİN (HATVE : 8 mm)**
*FOR BELT WIDTH 8 mm (PITCH : 8 mm)*

| NİTELİKLER *FEATURES* | | KOD *CODE* | DİŞ SAYISI *N. OF TEETH* | TİP *TYPE* | FLANŞ TİPİ *FLANGE TYPE* | d | Dp | De | Df | Di | F | L | Dm | AĞIRLIK *WEIGHT* Kg |
|---|---|---|---|---|---|---|---|---|---|---|---|---|---|---|
| ÇELİK *STEEL* | FLANŞLI *WITH FLANGES* | 22-8M-20F | 22 | 2F | M 24 | 12 | 56,02 | 54,66 | 60 | | 28 | 38 | 43 | 0,55 |
| | | 24-8M-20F | 24 | 2F | M 26 | 12 | 61,12 | 59,76 | 66 | | 28 | 38 | 45 | 0,66 |
| | | 26-8M-20F | 26 | 2F | M 27 | 12 | 66,21 | 64,85 | 71 | | 28 | 38 | 48 | 0,78 |
| | | 28-8M-20F | 28 | 2F | M 28 | 15 | 71,30 | 69,94 | 75 | | 28 | 38 | 50 | 0,89 |
| | | 30-8M-20F | 30 | 2F | M 30 | 15 | 76,40 | 75,04 | 83 | | 28 | 38 | 55 | 1,06 |
| | | 32-8M-20F | 32 | 2F | M 31 | 15 | 81,49 | 80,13 | 87 | | 28 | 38 | 60 | 1,22 |
| | | 34-8M-20F | 34 | 2F | M 32 | 15 | 86,58 | 85,22 | 91 | | 28 | 38 | 70 | 1,44 |
| | | 36-8M-20F | 36 | 2F | M 34 | 15 | 91,68 | 90,32 | 98,5 | | 28 | 38 | 75 | 1,65 |
| | | 38-8M-20F | 38 | 2F | M 36 | 15 | 96,77 | 95,41 | 103 | | 28 | 38 | 75 | 1,81 |
| | | 40-8M-20F | 40 | 2F | M 37 | 15 | 101,86 | 100,50 | 106 | | 28 | 38 | 75 | 1,97 |
| | | 44-8M-20F | 44 | 2F | M 41 | 15 | 112,05 | 110,69 | 119 | | 28 | 38 | 75 | 2,36 |
| | | 48-8M-20F | 48 | 2F | M 44 | 15 | 122,23 | 120,87 | 127 | | 28 | 38 | 75 | 2,75 |
| | | 56-8M-20F | 56 | 4WF | M 51 | 15 | 142,61 | 141,25 | 148 | 116 | 28 | 38 | 80 | 2,92 |
| | | 64-8M-20F | 64 | 4WF | M 57 | 15 | 162,98 | 161,62 | 168 | 137 | 28 | 38 | 80 | 3,37 |
| | | 72-8M-20F | 72 | 4WF | M 62 | 15 | 183,35 | 181,99 | 192 | 158 | 28 | 38 | 80 | 3,92 |
| SFERO DÖKÜM *CAST IRON* | FLANŞSIZ *W/O FLANGES* | 80-8M-20 | 80 | 4W | | 15 | 203,72 | 202,36 | | 180 | 28 | 38 | 90 | 4,65 |
| | | 90-8M-20 | 90 | 4A | | 15 | 229,19 | 227,83 | | 204 | 28 | 38 | 90 | 4,68 |
| | | 112-8M-20 | 112 | 4A | | 18 | 285,21 | 283,85 | | 254 | 28 | 38 | 90 | 6,08 |
| | | 144-8M-20 | 144 | 4A | | 20 | 366,70 | 365,34 | | 336 | 28 | 38 | 90 | 7,63 |
| | | 168-8M-20 | 168 | 4A | | 20 | 427,82 | 426,46 | | 400 | 28 | 38 | 100 | 8,92 |
| | | 192-8M-20 | 192 | 4A | | 20 | 488,94 | 487,58 | | 460 | 28 | 38 | 100 | 10,34 |

# HTD 8M (8 MM) PROFİL PİLOT TRİGER KASNAKLAR
*HTD 8M (8 MM) PROFILE PILOT BORE TIMING BELT PULLEYS*

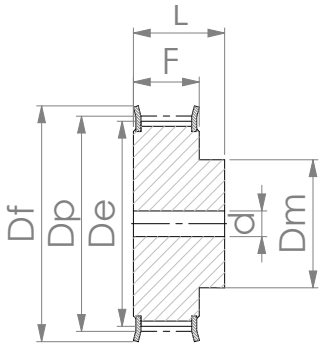


**TİP 2F**
*TYPE 2F*

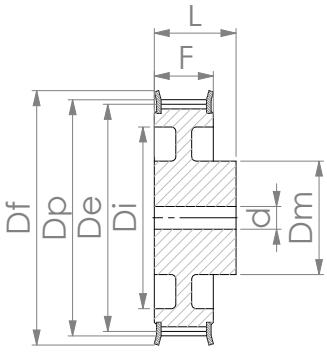


**TİP 4WF**
*TYPE 4WF*

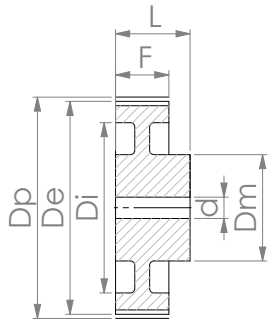


**TİP 4W**
*TYPE 4W*

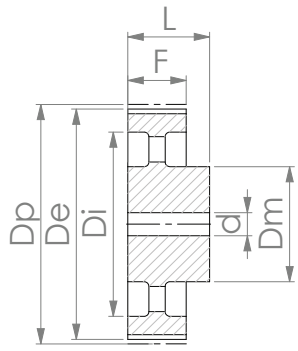


**TİP 4A**
*TYPE 4A*

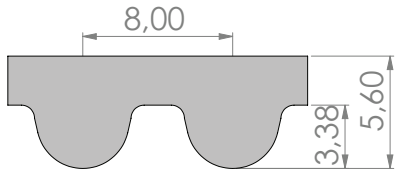


**HTD 8M TİP KAYIŞ PROFİLİ**
*HTD 8M TYPE BELT PROFILE*

## HTD 8M-30

**30 mm ENİNDE KAYIŞ İÇİN (HATVE : 8 mm)**
*FOR BELT WIDTH 30 mm (PITCH : 8 mm)*

| NİTELİKLER *FEATURES* | | KOD *CODE* | DİŞ SAYISI *N. OF TEETH* | TİP *TYPE* | FLANŞ TİPİ *FLANGE TYPE* | d | Dp | De | Df | Di | F | L | Dm | AĞIRLIK *WEIGHT* Kg |
|---|---|---|---|---|---|---|---|---|---|---|---|---|---|---|
| ÇELİK *STEEL* | FLANŞLI *WITH FLANGES* | 22-8M-30F | 22 | 2F | M 24 | 12 | 56,02 | 54,66 | 60 | | 38 | 48 | 43 | 0,70 |
| | | 24-8M-30F | 24 | 2F | M 26 | 12 | 61,12 | 59,76 | 66 | | 38 | 48 | 45 | 0,85 |
| | | 26-8M-30F | 26 | 2F | M 27 | 12 | 66,21 | 64,85 | 71 | | 38 | 48 | 48 | 1,01 |
| | | 28-8M-30F | 28 | 2F | M 28 | 15 | 71,30 | 69,94 | 75 | | 38 | 48 | 50 | 1,15 |
| | | 30-8M-30F | 30 | 2F | M 30 | 15 | 76,40 | 75,04 | 83 | | 38 | 48 | 55 | 1,36 |
| | | 32-8M-30F | 32 | 2F | M 31 | 15 | 81,49 | 80,13 | 87 | | 38 | 48 | 60 | 1,57 |
| | | 34-8M-30F | 34 | 2F | M 32 | 15 | 86,58 | 85,22 | 91 | | 38 | 48 | 70 | 1,84 |
| | | 36-8M-30F | 36 | 2F | M 34 | 15 | 91,68 | 90,32 | 98,5 | | 38 | 48 | 75 | 2,10 |
| | | 38-8M-30F | 38 | 2F | M 36 | 15 | 96,77 | 95,41 | 103 | | 38 | 48 | 75 | 2,32 |
| | | 40-8M-30F | 40 | 2F | M 37 | 15 | 101,86 | 100,50 | 106 | | 38 | 48 | 75 | 2,54 |
| | | 44-8M-30F | 44 | 2F | M 41 | 15 | 112,05 | 110,69 | 119 | | 38 | 48 | 75 | 3,06 |
| | | 48-8M-30F | 48 | 2F | M 44 | 15 | 122,23 | 120,87 | 127 | | 38 | 48 | 75 | 3,59 |
| | | 56-8M-30F | 56 | 4WF | M 51 | 15 | 142,61 | 141,25 | 148 | 116 | 38 | 48 | 90 | 4,12 |
| | | 64-8M-30F | 64 | 4WF | M 57 | 15 | 162,98 | 161,62 | 168 | 137 | 38 | 48 | 90 | 4,69 |
| | | 72-8M-30F | 72 | 4WF | M 62 | 15 | 183,35 | 181,99 | 192 | 158 | 38 | 48 | 95 | 5,56 |
| SFERO DÖKÜM *CAST IRON* | FLANŞSIZ *W/O FLANGES* | 80-8M-30 | 80 | 4W | | 15 | 203,72 | 202,36 | | 180 | 38 | 48 | 100 | 6,32 |
| | | 90-8M-30 | 90 | 4A | | 15 | 229,19 | 227,83 | | 204 | 38 | 48 | 100 | 6,45 |
| | | 112-8M-30 | 112 | 4A | | 18 | 285,21 | 283,85 | | 254 | 38 | 48 | 100 | 8,28 |
| | | 144-8M-30 | 144 | 4A | | 20 | 366,70 | 365,34 | | 336 | 38 | 48 | 100 | 10,26 |
| | | 168-8M-30 | 168 | 4A | | 20 | 427,82 | 426,46 | | 400 | 38 | 48 | 100 | 11,36 |
| | | 192-8M-30 | 192 | 4A | | 20 | 488,94 | 487,58 | | 460 | 38 | 48 | 100 | 14,00 |

# HTD 8M (8 MM) PROFİL PİLOT TRİGER KASNAKLAR
*HTD 8M (8 MM) PROFILE PILOT BORE TIMING BELT PULLEYS*

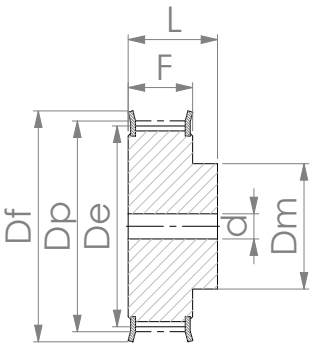


**TİP 2F**
*TYPE 2F*

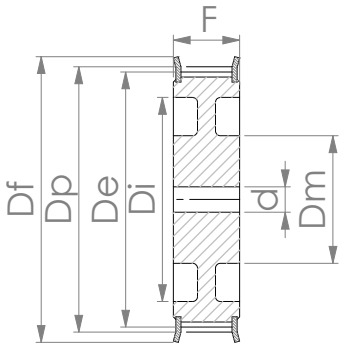


**TİP 6WF**
*TYPE 6WF*

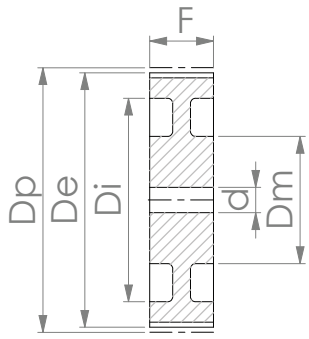


**TİP 6W**
*TYPE 6W*

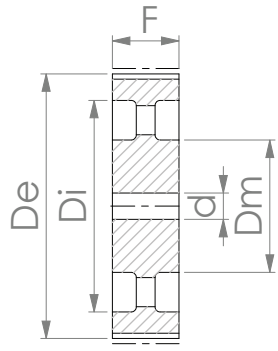


**TİP 6A**
*TYPE 6A*

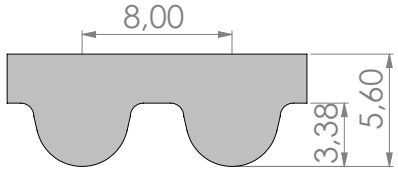


**HTD 8M TİP KAYIŞ PROFİLİ**
*HTD 8M TYPE BELT PROFILE*

## HTD 8M-50

**50 mm ENİNDE KAYIŞ İÇİN (HATVE : 8 mm)**
*FOR BELT WIDTH 50 mm (PITCH : 8 mm)*

| NİTELİKLER *FEATURES* | | KOD *CODE* | DİŞ SAYISI *N. OF TEETH* | TİP *TYPE* | FLANŞ TİPİ *FLANGE TYPE* | d | Dp | De | Df | Di | F | L | Dm | AĞIRLIK *WEIGHT* Kg |
|---|---|---|---|---|---|---|---|---|---|---|---|---|---|---|
| ÇELİK *STEEL* | FLANŞLI *WITH FLANGES* | 22-8M-50F | 22 | 2F | M 24 | 12 | 56,02 | 54,66 | 60 | | 60 | 70 | 43 | 1,04 |
| | | 24-8M-50F | 24 | 2F | M 26 | 12 | 61,12 | 59,76 | 66 | | 60 | 70 | 45 | 1,26 |
| | | 26-8M-50F | 26 | 2F | M 27 | 15 | 66,21 | 64,85 | 71 | | 60 | 70 | 48 | 1,46 |
| | | 28-8M-50F | 28 | 2F | M 28 | 15 | 71,30 | 69,94 | 75 | | 60 | 70 | 50 | 1,72 |
| | | 30-8M-50F | 30 | 2F | M 30 | 15 | 76,40 | 75,04 | 83 | | 60 | 70 | 55 | 2,03 |
| | | 32-8M-50F | 32 | 2F | M 31 | 15 | 81,49 | 80,13 | 87 | | 60 | 70 | 60 | 2,35 |
| | | 34-8M-50F | 34 | 2F | M 32 | 15 | 86,58 | 85,22 | 91 | | 60 | 70 | 66 | 2,69 |
| | | 36-8M-50F | 36 | 2F | M 34 | 15 | 91,68 | 90,32 | 98,5 | | 60 | 70 | 70 | 3,06 |
| | | 38-8M-50F | 38 | 2F | M 36 | 15 | 96,77 | 95,41 | 103 | | 60 | 70 | 75 | 3,45 |
| | | 40-8M-50F | 40 | 2F | M 37 | 18 | 101,86 | 100,50 | 106 | | 60 | 70 | 75 | 3,76 |
| | | 44-8M-50F | 44 | 2F | M 41 | 18 | 112,05 | 110,69 | 119 | | 60 | 70 | 75 | 4,56 |
| | | 48-8M-50F | 48 | 2F | M 44 | 18 | 122,23 | 120,87 | 127 | | 60 | 70 | 80 | 5,46 |
| | | 56-8M-50F | 56 | 6WF | M 51 | 18 | 142,61 | 141,25 | 148 | 116 | 60 | 60 | 90 | 5,53 |
| | | 64-8M-50F | 64 | 6WF | M 57 | 18 | 162,98 | 161,62 | 168 | 137 | 60 | 60 | 100 | 6,83 |
| | | 72-8M-50F | 72 | 6WF | M 62 | 18 | 183,35 | 181,99 | 192 | 158 | 60 | 60 | 100 | 7,70 |
| SFERO DÖKÜM *CAST IRON* | FLANŞSIZ *W/O FLANGES* | 80-8M-50 | 80 | 6W | | 18 | 203,72 | 202,36 | | 180 | 60 | 60 | 110 | 9,01 |
| | | 90-8M-50 | 90 | 6A | | 18 | 229,19 | 227,83 | | 204 | 60 | 60 | 110 | 9,39 |
| | | 112-8M-50 | 112 | 6A | | 18 | 285,21 | 283,85 | | 254 | 60 | 60 | 110 | 12,13 |
| | | 144-8M-50 | 144 | 6A | | 20 | 366,70 | 365,34 | | 336 | 60 | 60 | 110 | 14,90 |
| | | 168-8M-50 | 168 | 6A | | 20 | 427,82 | 426,46 | | 400 | 60 | 60 | 120 | 17,11 |
| | | 192-8M-50 | 192 | 6A | | 20 | 488,94 | 487,58 | | 460 | 60 | 60 | 130 | 21,45 |

# HTD 8M (8 MM) PROFİL PİLOT TRİGER KASNAKLAR
*HTD 8M (8 MM) PROFILE PILOT BORE TIMING BELT PULLEYS*

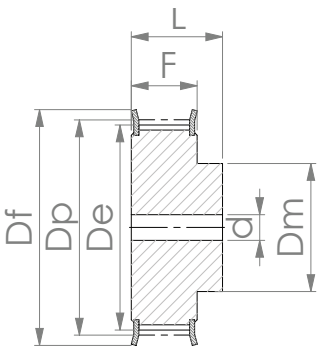


**TİP 2F**
*TYPE 2F*

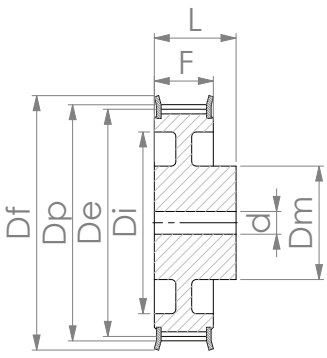


**TİP 4WF**
*TYPE 4WF*

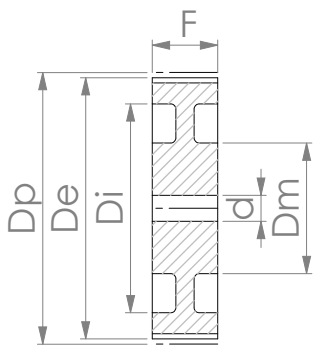


**TİP 6W**
*TYPE 6W*

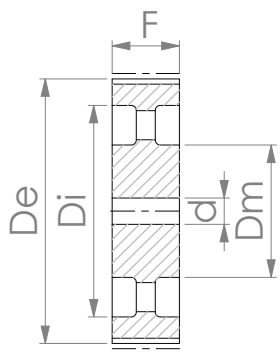


**TİP 6A**
*TYPE 6A*

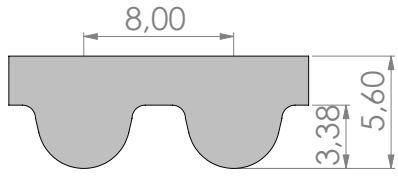


**HTD 8M TİP KAYIŞ PROFİLİ**
*HTD 8M TYPE BELT PROFILE*

## HTD 8M-85

**85 mm ENİNDE KAYIŞ İÇİN (HATVE : 8 mm)**
*FOR BELT WIDTH 85 mm (PITCH : 8 mm)*

| NİTELİKLER *FEATURES* | | KOD *CODE* | DİŞ SAYISI *N. OF TEETH* | TİP *TYPE* | FLANŞ TİPİ *FLANGE TYPE* | d | Dp | De | Df | Di | F | L | Dm | AĞIRLIK *WEIGHT* Kg |
|---|---|---|---|---|---|---|---|---|---|---|---|---|---|---|
| ÇELİK *STEEL* | FLANŞLI *WITH FLANGES* | 22-8M-85F | 22 | 2F | M 24 | 12 | 56,02 | 54,66 | 60 | | 95 | 105 | 43 | 1,57 |
| | | 24-8M-85F | 24 | 2F | M 26 | 12 | 61,12 | 59,76 | 66 | | 95 | 105 | 45 | 1,91 |
| | | 26-8M-85F | 26 | 2F | M 27 | 12 | 66,21 | 64,85 | 71 | | 95 | 105 | 48 | 2,28 |
| | | 28-8M-85F | 28 | 2F | M 28 | 15 | 71,30 | 69,94 | 75 | | 95 | 105 | 50 | 2,63 |
| | | 30-8M-85F | 30 | 2F | M 30 | 15 | 76,40 | 75,04 | 83 | | 95 | 105 | 55 | 3,09 |
| | | 32-8M-85F | 32 | 2F | M 31 | 15 | 81,49 | 80,13 | 87 | | 95 | 105 | 60 | 3,57 |
| | | 34-8M-85F | 34 | 2F | M 32 | 15 | 86,58 | 85,22 | 91 | | 95 | 105 | 66 | 4,10 |
| | | 36-8M-85F | 36 | 2F | M 34 | 15 | 91,68 | 90,32 | 98,5 | | 95 | 105 | 70 | 4,65 |
| | | 38-8M-85F | 38 | 2F | M 36 | 15 | 96,77 | 95,41 | 103 | | 95 | 105 | 75 | 5,24 |
| | | 40-8M-85F | 40 | 2F | M 37 | 18 | 101,86 | 100,50 | 106 | | 95 | 105 | 75 | 5,74 |
| | | 44-8M-85F | 44 | 2F | M 41 | 18 | 112,05 | 110,69 | 119 | | 95 | 105 | 75 | 7,01 |
| | | 48-8M-85F | 48 | 2F | M 44 | 18 | 122,23 | 120,87 | 127 | | 95 | 105 | 80 | 8,41 |
| | | 56-8M-85F | 56 | 2F | M 51 | 18 | 142,61 | 141,25 | 148 | | 95 | 105 | 90 | 11,63 |
| | | 64-8M-85F | 64 | 4WF | M 57 | 20 | 162,98 | 161,62 | 168 | 137 | 95 | 95 | 100 | 11,04 |
| | | 72-8M-85F | 72 | 4WF | M 62 | 20 | 183,35 | 181,99 | 192 | 158 | 95 | 95 | 100 | 12,17 |
| SFERO DÖKÜM *CAST IRON* | FLANŞSIZ *W/O FLANGES* | 80-8M-85 | 80 | 6W | | 20 | 203,72 | 202,36 | | 180 | 95 | 95 | 110 | 13,49 |
| | | 90-8M-85 | 90 | 6A | | 20 | 229,19 | 227,83 | | 204 | 95 | 95 | 110 | 14,16 |
| | | 112-8M-85 | 112 | 6A | | 24 | 285,21 | 283,85 | | 254 | 95 | 95 | 110 | 18,12 |
| | | 144-8M-85 | 144 | 6A | | 24 | 366,70 | 365,34 | | 336 | 95 | 95 | 110 | 22,05 |
| | | 168-8M-85 | 168 | 6A | | 24 | 427,82 | 426,46 | | 400 | 95 | 95 | 120 | 25,62 |
| | | 192-8M-85 | 6A | 6A | | 24 | 488,94 | 487,58 | | 460 | 95 | 95 | 130 | 31,40 |

# HTD 14M (14 MM) PROFİL PİLOT TRİGER KASNAKLAR
*HTD 14M (14 MM) PROFILE PILOT BORE TIMING BELT PULLEYS*

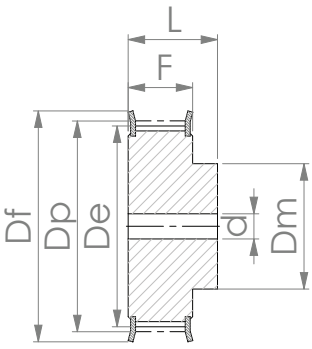


**TİP 2F**
*TYPE 2F*

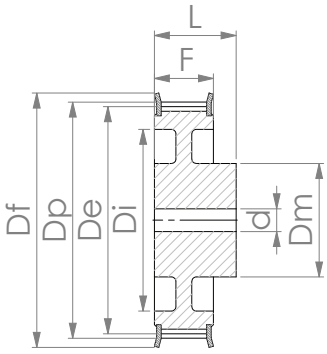


**TİP 4WF**
*TYPE 4WF*

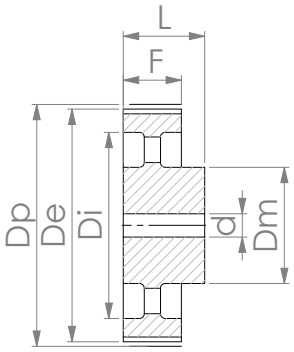


**TİP 4A**
*TYPE 4A*

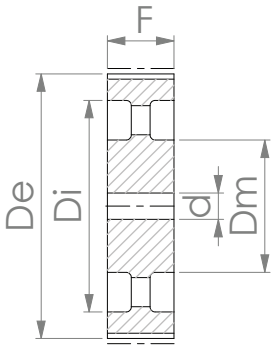


**TİP 6A**
*TYPE 6A*

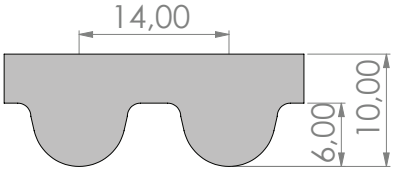


**HTD 14M TİP KAYIŞ PROFİLİ**
*HTD 14M TYPE BELT PROFILE*

## HTD 14M-40

**40 mm ENİNDE KAYIŞ İÇİN (HATVE : 14 mm)**
*FOR BELT WIDTH 40 mm (PITCH : 14 mm)*

| NİTELİKLER *FEATURES* | | KOD *CODE* | DİŞ SAYISI *N. OF TEETH* | TİP *TYPE* | FLANŞ TİPİ *FLANGE TYPE* | d | Dp | De | Df | Di | F | L | Dm | AĞIRLIK *WEIGHT* Kg |
|---|---|---|---|---|---|---|---|---|---|---|---|---|---|---|
| ÇELİK *STEEL* | FLANŞLI *WITH FLANGES* | 28-14M-40F | 28 | 2F | N 43 | 24 | 124,78 | 122,12 | 127 | | 54 | 69 | 100 | 5,24 |
| | | 29-14M-40F | 29 | 2F | N 47 | 24 | 129,24 | 126,58 | 138 | | 54 | 69 | 100 | 5,65 |
| | | 30-14M-40F | 30 | 2F | N 47 | 24 | 133,69 | 131,03 | 138 | | 54 | 69 | 100 | 5,96 |
| | | 32-14M-40F | 32 | 2F | N 53 | 24 | 142,61 | 139,95 | 154 | | 54 | 69 | 100 | 6,84 |
| | | 34-14M-40F | 34 | 2F | N 55 | 24 | 151,52 | 148,86 | 160 | | 54 | 69 | 100 | 7,63 |
| | | 36-14M-40F | 36 | 2F | N 56 | 24 | 160,43 | 157,77 | 168 | | 54 | 69 | 100 | 8,51 |
| | | 38-14M-40F | 38 | 2F | N 59 | 24 | 169,35 | 166,69 | 183 | | 54 | 69 | 120 | 9,95 |
| | | 40-14M-40F | 40 | 2F | N 61 | 24 | 178,26 | 175,60 | 188 | | 54 | 69 | 120 | 10,93 |
| | | 44-14M-40F | 44 | 2F | N 68 | 24 | 196,08 | 193,42 | 211 | | 54 | 69 | 120 | 13,17 |
| SFERO DÖKÜM *CAST IRON* | | 48-14M-40F | 48 | 4WF | N 69 | 24 | 213,91 | 211,25 | 226 | 170 | 54 | 69 | 135 | 13,02 |
| | | 56-14M-40F | 56 | 4WF | N 75 | 28 | 249,56 | 246,90 | 256 | 207 | 54 | 69 | 135 | 14,56 |
| | | 64-14M-40F | 64 | 4WF | N 79 | 28 | 285,21 | 282,55 | 296 | 240 | 54 | 69 | 135 | 16,93 |
| | FLANŞSIZ *W/O FLANGES* | 72-14M-40 | 72 | 4A | | 28 | 320,87 | 318,21 | | 278 | 54 | 69 | 135 | 16,26 |
| | | 80-14M-40 | 80 | 4A | | 28 | 356,52 | 353,86 | | 314 | 54 | 69 | 135 | 17,46 |
| | | 90-14M-40 | 90 | 4A | | 28 | 401,08 | 398,42 | | 358 | 54 | 69 | 135 | 19,20 |
| | | 112-14M-40 | 112 | 4A | | 28 | 499,12 | 496,46 | | 456 | 54 | 69 | 135 | 23,98 |
| | | 144-14M-40 | 144 | 4A | | 28 | 641,73 | 639,07 | | 600 | 54 | 69 | 135 | 31,17 |
| | | 168-14M-40 | 168 | 4A | | 28 | 748,69 | 746,03 | | 706 | 54 | 69 | 135 | 37,43 |
| | | 192-14M-40 | 192 | 4A | | 28 | 855,64 | 852,98 | | 813 | 54 | 69 | 135 | 43,96 |

# HTD 14M (14 MM) PROFİL PİLOT TRİGER KASNAKLAR
*HTD 14M (14 MM) PROFILE PILOT BORE TIMING BELT PULLEYS*

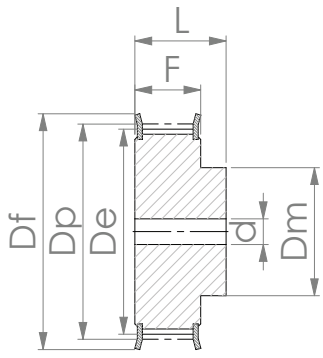


**TİP 2F**
*TYPE 2F*

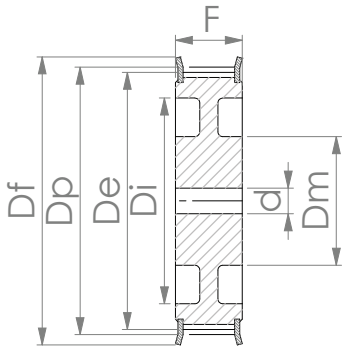


**TİP 6WF**
*TYPE 6WF*

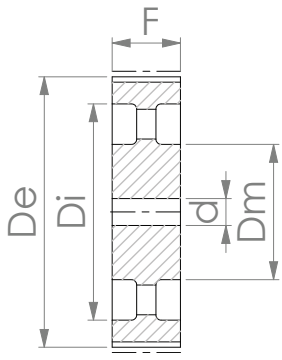


**TİP 6A**
*TYPE 6A*

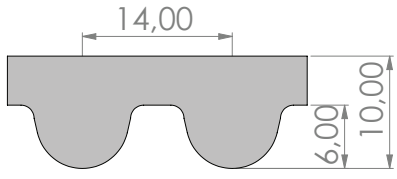


**HTD 14M TİP KAYIŞ PROFİLİ**
*HTD 14M TYPE BELT PROFILE*

## HTD 14M-55

**55 mm ENİNDE KAYIŞ İÇİN (HATVE : 14 mm)**
*FOR BELT WIDTH 55 mm (PITCH : 14 mm)*

| NİTELİKLER *FEATURES* | | KOD *CODE* | DİŞ SAYISI *N. OF TEETH* | TİP *TYPE* | FLANŞ TİPİ *FLANGE TYPE* | d | Dp | De | Df | Di | F | L | Dm | AĞIRLIK *WEIGHT* Kg |
|---|---|---|---|---|---|---|---|---|---|---|---|---|---|---|
| ÇELİK *STEEL* | FLANŞLI *WITH FLANGES* | 28-14M-55F | 28 | 2F | N 43 | 24 | 124,78 | 122,12 | 127 | | 70 | 85 | 100 | 6,51 |
| | | 29-14M-55F | 29 | 2F | N 47 | 24 | 129,24 | 126,58 | 138 | | 70 | 85 | 100 | 7,02 |
| | | 30-14M-55F | 30 | 2F | N 47 | 24 | 133,69 | 131,03 | 138 | | 70 | 85 | 100 | 7,45 |
| | | 32-14M-55F | 32 | 2F | N 53 | 24 | 142,61 | 139,95 | 154 | | 70 | 85 | 100 | 8,55 |
| | | 34-14M-55F | 34 | 2F | N 55 | 24 | 151,52 | 148,86 | 160 | | 70 | 85 | 100 | 9,60 |
| | | 36-14M-55F | 36 | 2F | N 56 | 24 | 160,43 | 157,77 | 168 | | 70 | 85 | 100 | 10,74 |
| | | 38-14M-55F | 38 | 2F | N 59 | 24 | 169,35 | 166,69 | 183 | | 70 | 85 | 120 | 12,46 |
| | | 40-14M-55F | 40 | 2F | N 61 | 24 | 178,26 | 175,60 | 188 | | 70 | 85 | 120 | 13,73 |
| | | 44-14M-55F | 44 | 2F | N 68 | 24 | 196,08 | 193,42 | 211 | | 70 | 85 | 120 | 16,61 |
| SFERO DÖKÜM *CAST IRON* | | 48-14M-55F | 48 | 6WF | N 69 | 24 | 213,91 | 211,25 | 226 | 170 | 70 | 70 | 135 | 14,62 |
| | | 56-14M-55F | 56 | 6WF | N 75 | 28 | 249,56 | 246,90 | 256 | 207 | 70 | 70 | 135 | 16,61 |
| | | 64-14M-55F | 64 | 6WF | N 79 | 28 | 285,21 | 282,55 | 296 | 240 | 70 | 70 | 135 | 19,62 |
| | FLANŞSIZ *W/O FLANGES* | 72-14M-55 | 72 | 6A | | 28 | 320,87 | 318,21 | | 278 | 70 | 70 | 135 | 18,46 |
| | | 80-14M-55 | 80 | 6A | | 28 | 356,52 | 353,86 | | 314 | 70 | 70 | 135 | 20,14 |
| | | 90-14M-55 | 90 | 6A | | 28 | 401,08 | 398,42 | | 358 | 70 | 70 | 135 | 22,61 |
| | | 112-14M-55 | 112 | 6A | | 28 | 499,12 | 496,46 | | 456 | 70 | 70 | 135 | 27,77 |
| | | 144-14M-55 | 144 | 6A | | 28 | 641,73 | 639,07 | | 600 | 70 | 70 | 135 | 37,85 |
| | | 168-14M-55 | 168 | 6A | | 28 | 748,69 | 746,03 | | 706 | 70 | 70 | 135 | 45,75 |
| | | 192-14M-55 | 192 | 6A | | 28 | 855,64 | 852,98 | | 813 | 70 | 70 | 135 | 54,01 |

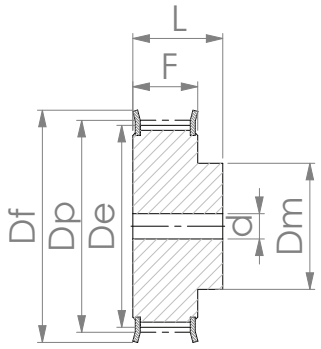


**TİP 2F**
*TYPE 2F*

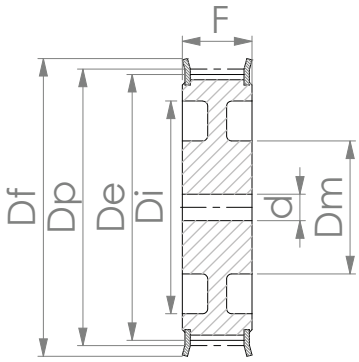


**TİP 6WF**
*TYPE 6WF*

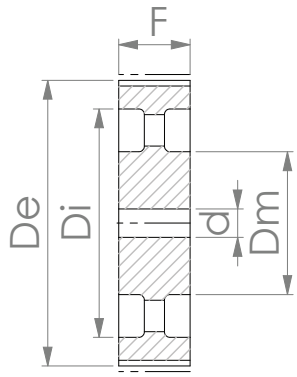


**TİP 6A**
*TYPE 6A*

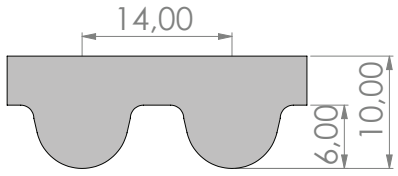


**HTD 14M TİP KAYIŞ PROFİLİ**
*HTD 14M TYPE BELT PROFILE*

## HTD 14M-85

**85 mm ENİNDE KAYIŞ İÇİN (HATVE : 14 mm)**
*FOR BELT WIDTH 85 mm (PITCH : 14 mm)*

| NİTELİKLER *FEATURES* | | KOD *CODE* | DİŞ SAYISI *N. OF TEETH* | TİP *TYPE* | FLANŞ TİPİ *FLANGE TYPE* | d | Dp | De | Df | Di | F | L | Dm | AĞIRLIK *WEIGHT* Kg |
|---|---|---|---|---|---|---|---|---|---|---|---|---|---|---|
| ÇELİK *STEEL* | FLANŞLI *WITH FLANGES* | 28-14M-85F | 28 | 2F | N 43 | 24 | 124,78 | 122,12 | 127 | | 102 | 117 | 100 | 9,05 |
| | | 29-14M-85F | 29 | 2F | N 47 | 24 | 129,24 | 126,58 | 138 | | 102 | 117 | 100 | 9,78 |
| | | 30-14M-85F | 30 | 2F | N 47 | 24 | 133,69 | 131,03 | 138 | | 102 | 117 | 100 | 10,42 |
| | | 32-14M-85F | 32 | 2F | N 53 | 24 | 142,61 | 139,95 | 154 | | 102 | 117 | 100 | 11,99 |
| | | 34-14M-85F | 34 | 2F | N 55 | 24 | 151,52 | 148,86 | 160 | | 102 | 117 | 100 | 13,53 |
| | | 36-14M-85F | 36 | 2F | N 56 | 32 | 160,43 | 157,77 | 168 | | 102 | 117 | 100 | 14,86 |
| | | 38-14M-85F | 38 | 2F | N 59 | 32 | 169,35 | 166,69 | 183 | | 102 | 117 | 120 | 17,14 |
| | | 40-14M-85F | 40 | 2F | N 61 | 32 | 178,26 | 175,60 | 188 | | 102 | 117 | 135 | 19,37 |
| | | 44-14M-85F | 44 | 2F | N 68 | 32 | 196,08 | 193,42 | 211 | | 102 | 117 | 135 | 23,52 |
| SFERO DÖKÜM *CAST IRON* | | 48-14M-85F | 48 | 2F | N 69 | 32 | 213,91 | 211,25 | 226 | | 102 | 117 | 150 | 28,35 |
| | | 56-14M-85F | 56 | 6WF | N 75 | 32 | 249,56 | 246,90 | 256 | 207 | 102 | 117 | 150 | 25,66 |
| | | 64-14M-85F | 64 | 6WF | N 79 | 32 | 285,21 | 282,55 | 296 | 240 | 102 | 102 | 150 | 29,68 |
| | FLANŞSIZ *W/O FLANGES* | 72-14M-85 | 72 | 6A | | 32 | 320,87 | 318,21 | | 278 | 102 | 102 | 150 | 28,81 |
| | | 80-14M-85 | 80 | 6A | | 32 | 356,52 | 353,86 | | 314 | 102 | 102 | 150 | 31,04 |
| | | 90-14M-85 | 90 | 6A | | 32 | 401,08 | 398,42 | | 358 | 102 | 102 | 150 | 34,36 |
| | | 112-14M-85 | 112 | 6A | | 32 | 499,12 | 496,46 | | 456 | 102 | 102 | 150 | 41,28 |
| | | 144-14M-85 | 144 | 6A | | 32 | 641,73 | 639,07 | | 600 | 102 | 102 | 150 | 54,11 |
| | | 168-14M-85 | 168 | 6A | | 32 | 748,69 | 746,03 | | 706 | 102 | 102 | 150 | 64,48 |
| | | 192-14M-85 | 192 | 6A | | 32 | 855,64 | 852,98 | | 813 | 102 | 102 | 165 | 77,78 |

# HTD 14M (14 MM) PROFİL PİLOT TRİGER KASNAKLAR
*HTD 14M (14 MM) PROFILE PILOT BORE TIMING BELT PULLEYS*

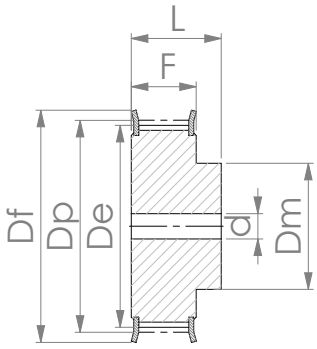


**TİP 2F**
*TYPE 2F*

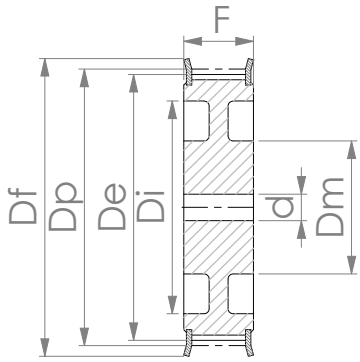


**TİP 6WF**
*TYPE 6WF*

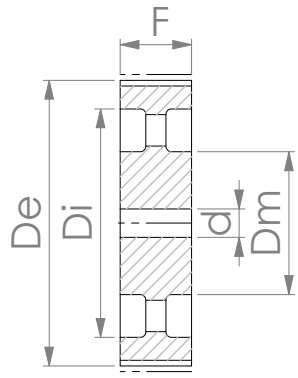


**TİP 6A**
*TYPE 6A*

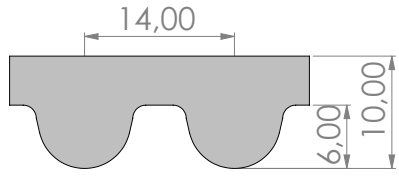


**HTD 14M TİP KAYIŞ PROFİLİ**
*HTD 14M TYPE BELT PROFILE*

## HTD 14M-115

**115 mm ENİNDE KAYIŞ İÇİN (HATVE : 14mm)**
*FOR BELT WIDTH 115 mm (PITCH : 14 mm)*

| NİTELİKLER *FEATURES* | | KOD *CODE* | DİŞ SAYISI *N. OF TEETH* | TİP *TYPE* | FLANŞ TİPİ *FLANGE TYPE* | d | Dp | De | Df | Di | F | L | Dm | AĞIRLIK *WEIGHT* Kg |
|---|---|---|---|---|---|---|---|---|---|---|---|---|---|---|
| ÇELİK *STEEL* | FLANŞLI *WITH FLANGES* | 28-14M-115F | 28 | 2F | N 43 | 32 | 124,78 | 122,12 | 127 | | 133 | 148 | 100 | 11,10 |
| | | 29-14M-115F | 29 | 2F | N 47 | 32 | 129,24 | 126,58 | 138 | | 133 | 148 | 100 | 12,03 |
| | | 30-14M-115F | 30 | 2F | N 47 | 32 | 133,69 | 131,03 | 138 | | 133 | 148 | 100 | 12,88 |
| | | 32-14M-115F | 32 | 2F | N 53 | 32 | 142,61 | 139,95 | 154 | | 133 | 148 | 100 | 14,90 |
| | | 34-14M-115F | 34 | 2F | N 55 | 32 | 151,52 | 148,86 | 160 | | 133 | 148 | 100 | 16,92 |
| | | 36-14M-115F | 36 | 2F | N 56 | 32 | 160,43 | 157,77 | 168 | | 133 | 148 | 100 | 19,09 |
| | | 38-14M-115F | 38 | 2F | N 59 | 32 | 169,35 | 166,69 | 183 | | 133 | 148 | 120 | 21,91 |
| | | 40-14M-115F | 40 | 2F | N 61 | 32 | 178,26 | 175,60 | 188 | | 133 | 148 | 135 | 24,71 |
| | | 44-14M-115F | 44 | 2F | N 68 | 32 | 196,08 | 193,42 | 211 | | 133 | 148 | 140 | 30,23 |
| SFERO DÖKÜM *CAST IRON* | | 48-14M-115F | 48 | 2F | N 69 | 32 | 213,91 | 211,25 | 226 | | 133 | 148 | 150 | 36,29 |
| | | 56-14M-115F | 56 | 2F | N 75 | 32 | 249,56 | 246,90 | 256 | | 133 | 148 | 150 | 49,51 |
| | | 64-14M-115F | 64 | 6WF | N 79 | 32 | 285,21 | 282,55 | 296 | 240 | 133 | 133 | 150 | 38,33 |
| | FLANŞSIZ *W/O FLANGES* | 72-14M-115 | 72 | 6A | | 32 | 320,87 | 318,21 | | 278 | 133 | 133 | 150 | 37,37 |
| | | 80-14M-115 | 80 | 6A | | 32 | 356,52 | 353,86 | | 314 | 133 | 133 | 150 | 40,21 |
| | | 90-14M-115 | 90 | 6A | | 32 | 401,08 | 398,42 | | 358 | 133 | 133 | 150 | 44,44 |
| | | 112-14M-115 | 112 | 6A | | 32 | 499,12 | 496,46 | | 456 | 133 | 133 | 150 | 53,24 |
| | | 144-14M-115 | 144 | 6A | | 32 | 641,73 | 639,07 | | 600 | 133 | 133 | 165 | 72,93 |
| | | 168-14M-115 | 168 | 6A | | 32 | 748,69 | 746,03 | | 706 | 133 | 133 | 165 | 85,93 |
| | | 192-14M-115 | 192 | 6A | | 32 | 855,64 | 852,98 | | 813 | 133 | 133 | 165 | 99,33 |

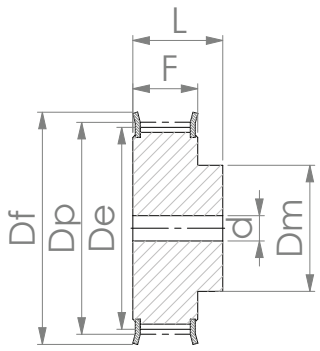


**TİP 2F**
*TYPE 2F*

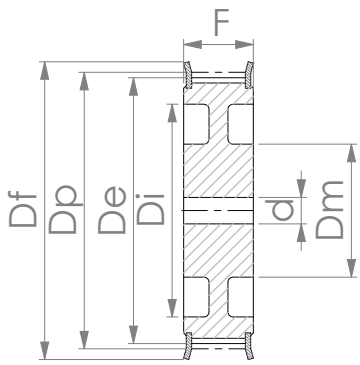


**TİP 6WF**
*TYPE 6WF*

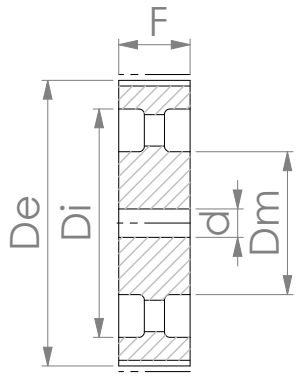


**TİP 6A**
*TYPE 6A*

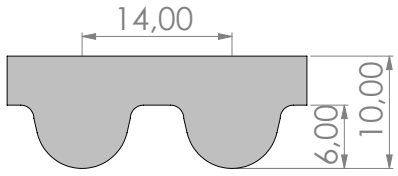


**HTD 14M TİP KAYIŞ PROFİLİ**
*HTD 14M TYPE BELT PROFILE*

## HTD 14M-170

**170 mm ENİNDE KAYIŞ İÇİN (HATVE : 14 mm)**
*FOR BELT WIDTH 170 mm (PITCH : 14 mm)*

| NİTELİKLER *FEATURES* | | KOD *CODE* | DİŞ SAYISI *N. OF TEETH* | TİP *TYPE* | FLANŞ TİPİ *FLANGE TYPE* | d | Dp | De | Df | Di | F | L | Dm | AĞIRLIK *WEIGHT* Kg |
|---|---|---|---|---|---|---|---|---|---|---|---|---|---|---|
| ÇELİK *STEEL* | FLANŞLI *WITH FLANGES* | 28-14M-170F | 28 | 2F | N 43 | 32 | 124,78 | 122,12 | 127 | | 187 | 202 | 100 | 15,24 |
| | | 29-14M-170F | 29 | 2F | N 47 | 32 | 129,24 | 126,58 | 138 | | 187 | 202 | 100 | 16,52 |
| | | 30-14M-170F | 30 | 2F | N 47 | 32 | 133,69 | 131,03 | 138 | | 187 | 202 | 100 | 17,75 |
| | | 32-14M-170F | 32 | 2F | N 53 | 32 | 142,61 | 139,95 | 154 | | 187 | 202 | 100 | 20,54 |
| | | 34-14M-170F | 34 | 2F | N 55 | 32 | 151,52 | 148,86 | 160 | | 187 | 202 | 100 | 23,40 |
| | | 36-14M-170F | 36 | 2F | N 56 | 32 | 160,43 | 157,77 | 168 | | 187 | 202 | 100 | 26,46 |
| | | 38-14M-170F | 38 | 2F | N 59 | 32 | 169,35 | 166,69 | 183 | | 187 | 202 | 120 | 30,22 |
| | | 40-14M-170F | 40 | 2F | N 61 | 32 | 178,26 | 175,60 | 188 | | 187 | 202 | 135 | 34,02 |
| | | 44-14M-170F | 44 | 2F | N 68 | 32 | 196,08 | 193,42 | 211 | | 187 | 202 | 140 | 41,70 |
| SFERO DÖKÜM *CAST IRON* | | 48-14M-170F | 48 | 2F | N 69 | 32 | 213,91 | 211,25 | 226 | | 187 | 202 | 150 | 50,12 |
| | | 56-14M-170F | 56 | 2F | N 75 | 32 | 249,56 | 246,90 | 256 | | 187 | 202 | 150 | 68,73 |
| | | 64-14M-170F | 64 | 6WF | N 79 | 32 | 285,21 | 282,55 | 296 | 240 | 187 | 202 | 150 | 52,74 |
| | FLANŞSIZ *W/O FLANGES* | 72-14M-170 | 72 | 6A | | 32 | 320,87 | 318,21 | | 278 | 187 | 187 | 150 | 52,14 |
| | | 80-14M-170 | 80 | 6A | | 32 | 356,52 | 353,86 | | 314 | 187 | 187 | 150 | 56,01 |
| | | 90-14M-170 | 90 | 6A | | 32 | 401,08 | 398,42 | | 358 | 187 | 187 | 150 | 61,73 |
| | | 112-14M-170 | 112 | 6A | | 32 | 499,12 | 496,46 | | 456 | 187 | 187 | 150 | 76,19 |
| | | 144-14M-170 | 144 | 6A | | 32 | 641,73 | 639,07 | | 600 | 187 | 187 | 165 | 99,55 |
| | | 168-14M-170 | 168 | 6A | | 32 | 748,69 | 746,03 | | 706 | 187 | 187 | 165 | 116,82 |
| | | 192-14M-170 | 192 | 6A | | 32 | 855,64 | 852,98 | | 813 | 187 | 187 | 165 | 142,12 |

# HTD Profil Burçlu Triger Kasnaklar

## *HTD Profile Timing Belt Pulleys For Taper Bushes*




GÜLÖZ

# HTD 8M (8 MM) PROFİL BURÇLU TRİGER KASNAKLA
## *HTD 8M (8 MM) PROFILE TIMING BELT PULLEYS FOR TAPER BUSHES*

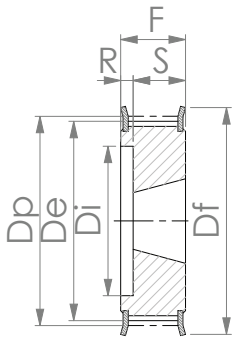


**TİP 5FB**
*TYPE 5FB*

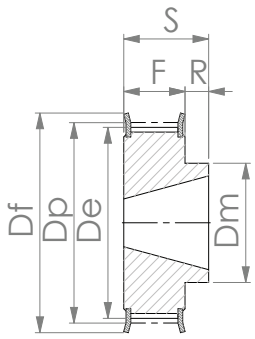


**TİP 8FB**
*TYPE 8FB*

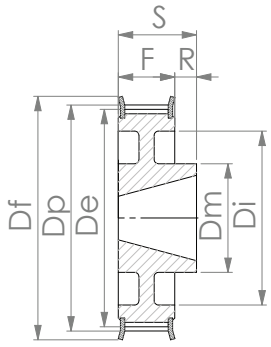


**TİP 8WFB**
*TYPE 8WFB*

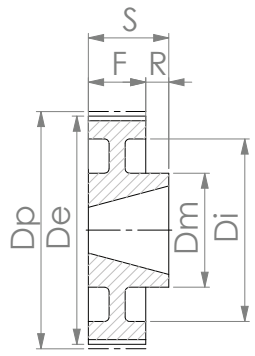


**TİP 8WB**
*TYPE 8WB*

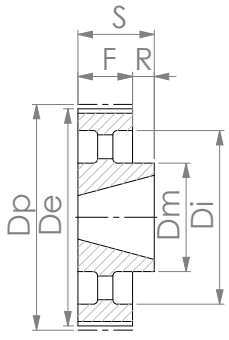


**TİP 8AB**
*TYPE 8AB*

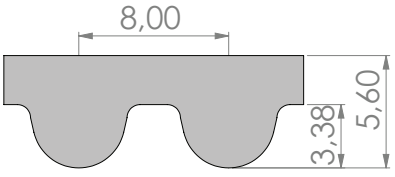


**HTD 8M TİP KAYIŞ PROFİLİ**
*HTD 8M TYPE BELT PROFILE*

## HTD 8M-20

**20 mm ENİNDE KAYIŞ İÇİN (HATVE : 8 mm)**
*FOR BELT WIDTH 20 mm (PITCH : 8 mm)*

| NİTELİKLER *FEATURES* | | KOD *CODE* | DİŞ SAYISI *N. OF TEETH* | TİP *TYPE* | BURÇ *BUSH* | MAKS. DELİK *MAX. BORE* | FLANŞ TİPİ *FLANGE TYPE* | Dp | De | Df | Di | F | S | R | Dm | AĞIRLIK *WEIGHT* Kg |
|---|---|---|---|---|---|---|---|---|---|---|---|---|---|---|---|---|
| ÇELİK *STEEL* | FLANŞLI *WITH FLANGES* | B22-8M-20F | 22 | 5FB | 1108 | 28 | M 24 | 56,02 | 54,66 | 60 | 37 | 28 | 22 | 6 | - | 0,23 |
| | | B24-8M-20F | 24 | 5FB | 1108 | 28 | M 26 | 61,12 | 59,76 | 66 | 44 | 28 | 22 | 6 | - | 0,31 |
| | | B26-8M-20F | 26 | 5FB | 1108 | 28 | M 27 | 66,21 | 64,85 | 71 | 45 | 28 | 22 | 6 | - | 0,41 |
| | | B28-8M-20F | 28 | 5FB | 1108 | 28 | M 28 | 71,30 | 69,94 | 75 | 50 | 28 | 22 | 6 | - | 0,51 |
| | | B30-8M-20F | 30 | 5FB | 1108 | 28 | M 30 | 76,40 | 75,04 | 83 | 58 | 28 | 22 | 6 | - | 0,61 |
| | | B32-8M-20F | 32 | 5FB | 1610 | 42 | M 31 | 81,49 | 80,13 | 87 | 63 | 28 | 25 | 3 | - | 0,52 |
| | | B34-8M-20F | 34 | 5FB | 1610 | 42 | M 32 | 86,58 | 85,22 | 91 | 64 | 28 | 25 | 3 | - | 0,66 |
| | | B36-8M-20F | 36 | 5FB | 1610 | 42 | M 34 | 91,68 | 90,32 | 98,5 | 68 | 28 | 25 | 3 | - | 0,80 |
| | | B38-8M-20F | 38 | 5FB | 1610 | 42 | M 36 | 96,77 | 95,41 | 103 | 72 | 28 | 25 | 3 | - | 0,95 |
| | | B40-8M-20F | 40 | 5FB | 1610 | 42 | M 37 | 101,86 | 100,50 | 106 | 76 | 28 | 25 | 3 | - | 1,10 |
| | | B44-8M-20F | 44 | 8FB | 2012 | 50 | M 41 | 112,05 | 110,69 | 119 | | 28 | 32 | 4 | 93 | 1,39 |
| | | B48-8M-20F | 48 | 8FB | 2012 | 50 | M 44 | 122,23 | 120,87 | 127 | | 28 | 32 | 4 | 96 | 1,80 |
| | | B56-8M-20F | 56 | 8FB | 2012 | 50 | M 51 | 142,61 | 141,25 | 148 | | 28 | 32 | 4 | 110 | 2,80 |
| | | B64-8M-20F | 64 | 8WFB | 2012 | 50 | M 57 | 162,98 | 161,62 | 168 | 137 | 28 | 32 | 4 | 110 | 3,09 |
| | | B72-8M-20F | 72 | 8WFB | 2012 | 50 | M 62 | 183,35 | 181,99 | 192 | 158 | 28 | 32 | 4 | 110 | 3,64 |
| SFERO DÖKÜM *CAST IRON* | FLANŞSIZ *W/O FLANGES* | B80-8M-20 | 80 | 8WB | 2012 | 50 | | 203,72 | 202,36 | | 180 | 28 | 32 | 4 | 110 | 4,08 |
| | | B90-8M-20 | 90 | 8AB | 2012 | 50 | | 229,19 | 227,83 | | 204 | 28 | 32 | 4 | 110 | 4,02 |
| | | B112-8M-20 | 112 | 8AB | 2517 | 60 | | 285,21 | 283,85 | | 254 | 28 | 45 | 17 | 125 | 6,30 |
| | | B144-8M-20 | 144 | 8AB | 2517 | 60 | | 366,70 | 365,34 | | 336 | 28 | 45 | 17 | 125 | 8,11 |

# HTD 8M (8 MM) PROFİL BURÇLU TRİGER KASNAKLAR
*HTD 8M (8 MM) PROFILE TIMING BELT PULLEYS FOR TAPER BUSHES*

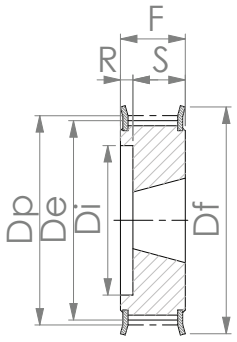


**TİP 5FB**
*TYPE 5FB*

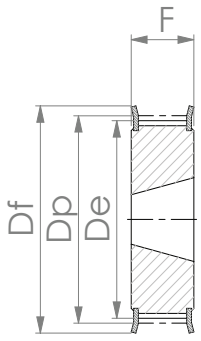


**TİP 1FB**
*TYPE 1FB*

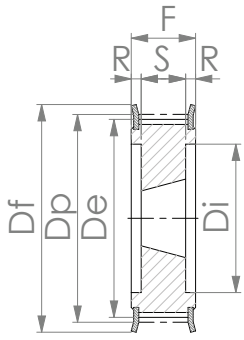


**TİP 4FB**
*TYPE 4FB*

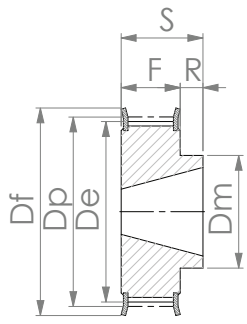


**TİP 8FB**
*TYPE 8FB*

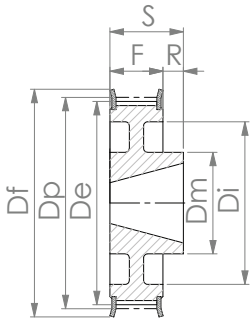


**TİP 8WFB**
*TYPE 8WFB*

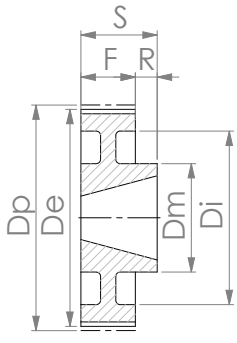


**TİP 8WB**
*TYPE 8WB*

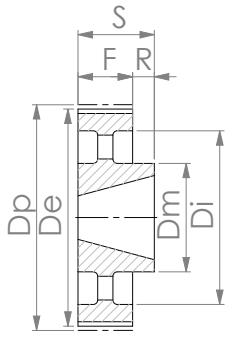


**TİP 8AB**
*TYPE 8AB*

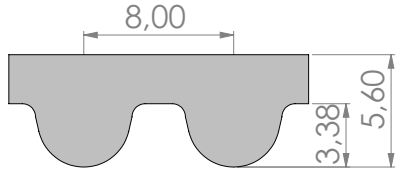


**HTD 8M TİP KAYIŞ PROFİLİ**
*HTD 8M TYPE BELT PROFILE*

## HTD 8M-30

**30 mm ENİNDE KAYIŞ İÇİN (HATVE : 8 mm)**
*FOR BELT WIDTH 30 mm (PITCH : 8 mm)*

| NİTELİKLER *FEATURES* | | KOD *CODE* | DİŞ SAYISI *N. OF TEETH* | TİP *TYPE* | BURÇ *BUSH* | MAKS. DELİK *MAX. BORE* | FLANŞ TİPİ *FLANGE TYPE* | Dp | De | Df | Di | F | S | R | Dm | AĞIRLIK *WEIGHT* Kg |
|---|---|---|---|---|---|---|---|---|---|---|---|---|---|---|---|---|
| ÇELİK *STEEL* | FLANŞLI *WITH FLANGES* | B22-8M-30F | 22 | 5FB | 1108 | 28 | M 24 | 56,02 | 54,66 | 60 | 37 | 38 | 22 | 16 | - | 0,31 |
| | | B24-8M-30F | 24 | 5FB | 1108 | 28 | M 26 | 61,12 | 59,76 | 66 | 44 | 38 | 22 | 16 | - | 0,38 |
| | | B26-8M-30F | 26 | 5FB | 1108 | 28 | M 27 | 66,21 | 64,85 | 71 | 44 | 38 | 22 | 16 | - | 0,52 |
| | | B28-8M-30F | 28 | 5FB | 1210 | 32 | M 28 | 71,30 | 69,94 | 75 | 50 | 38 | 25 | 13 | - | 0,63 |
| | | B30-8M-30F | 30 | 1FB | 1615 | 42 | M 30 | 76,40 | 75,04 | 83 | | 38 | 38 | - | - | 0,57 |
| | | B32-8M-30F | 32 | 1FB | 1615 | 42 | M 31 | 81,49 | 80,13 | 87 | | 38 | 38 | - | - | 0,75 |
| | | B34-8M-30F | 34 | 1FB | 1615 | 42 | M 32 | 86,58 | 85,22 | 91 | | 38 | 38 | - | - | 0,94 |
| | | B36-8M-30F | 36 | 1FB | 1615 | 42 | M 34 | 91,68 | 90,32 | 98,5 | | 38 | 38 | - | - | 1,15 |
| | | B38-8M-30F | 38 | 1FB | 1615 | 42 | M 36 | 96,77 | 95,41 | 103 | | 38 | 38 | - | - | 1,37 |
| | | B40-8M-30F | 40 | 1FB | 1615 | 42 | M 37 | 101,86 | 100,50 | 106 | | 38 | 38 | - | - | 1,59 |
| | | B44-8M-30F | 44 | 4FB | 2012 | 50 | M 41 | 112,05 | 110,69 | 119 | 86 | 38 | 32 | 3 | - | 1,62 |
| | | B48-8M-30F | 48 | 4FB | 2012 | 50 | M 44 | 122,23 | 120,87 | 127 | 90 | 38 | 32 | 3 | - | 2,13 |
| | | B56-8M-30F | 56 | 4FB | 2012 | 50 | M 51 | 142,61 | 141,25 | 148 | 110 | 38 | 32 | 3 | - | 3,23 |
| | | B64-8M-30F | 64 | 8FB | 2517 | 60 | M 57 | 162,98 | 161,62 | 168 | | 38 | 45 | 7 | 125 | 4,82 |
| | | B72-8M-30F | 72 | 8WFB | 2517 | 60 | M 62 | 183,35 | 181,99 | 192 | 158 | 38 | 45 | 7 | 125 | 4,97 |
| SFERO DÖKÜM *CAST IRON* | FLANŞSIZ *W/O FLANGES* | B80-8M-30 | 80 | 8WB | 2517 | 60 | | 203,72 | 202,36 | | 180 | 38 | 45 | 7 | 125 | 5,51 |
| | | B90-8M-30 | 90 | 8WB | 2517 | 60 | | 229,19 | 227,83 | | 204 | 38 | 45 | 7 | 125 | 6,58 |
| | | B112-8M-30 | 112 | 8AB | 2517 | 60 | | 285,21 | 283,85 | | 254 | 38 | 45 | 7 | 125 | 7,17 |
| | | B144-8M-30 | 144 | 8AB | 2517 | 60 | | 366,70 | 365,34 | | 336 | 38 | 45 | 7 | 125 | 9,23 |

# HTD 8M (8 MM) PROFİL BURÇLU TRİGER KASNAKLA
## *HTD 8M (8 MM) PROFILE TIMING BELT PULLEYS FOR TAPER BUSHES*

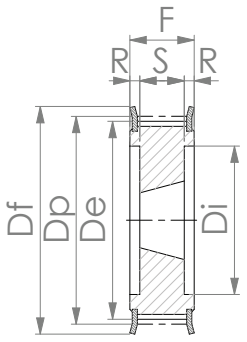


**TİP 4FB**
*TYPE 4FB*

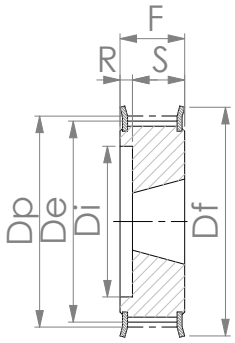


**TİP 5FB**
*TYPE 5FB*

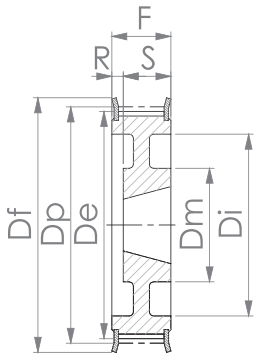


**TİP 5WFB**
*TYPE 5WFB*

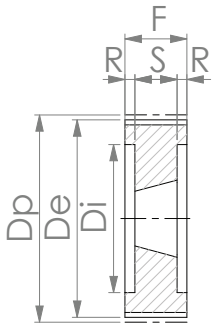


**TİP 4B**
*TYPE 4B*

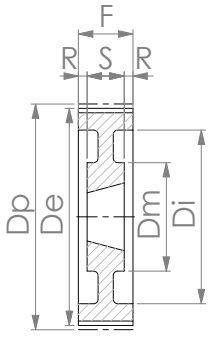


**TİP 9WB**
*TYPE 9WB*

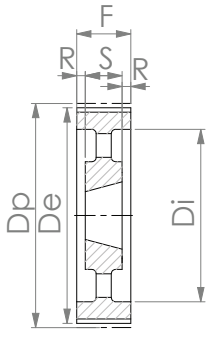


**TİP 9AB**
*TYPE 9AB*

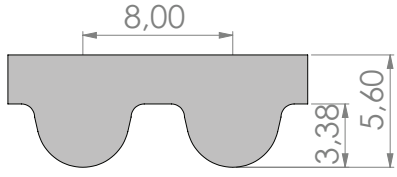


**HTD 8M TİP KAYIŞ PROFİLİ**
*HTD 8M TYPE BELT PROFILE*

## HTD 8M-50

**50 mm ENİNDE KAYIŞ İÇİN (HATVE : 8 mm)**
*FOR BELT WIDTH 50 mm (PITCH : 8 mm)*

| NİTELİKLER *FEATURES* | | KOD *CODE* | DİŞ SAYISI *N. OF TEETH* | TİP *TYPE* | BURÇ *BUSH* | MAKS. DELİK *MAX. BORE* | FLANŞ TİPİ *FLANGE TYPE* | Dp | De | Df | Di | F | S | R | Dm | AĞIRLIK *WEIGHT* Kg |
|---|---|---|---|---|---|---|---|---|---|---|---|---|---|---|---|---|
| ÇELİK *STEEL* | FLANŞLI *WITH FLANGES* | B28-8M-50F | 28 | 4FB | 1210 | 32 | M 28 | 71,30 | 69,94 | 75 | 55 | 60 | 25 | 17,5 | - | 0,68 |
| | | B30-8M-50F | 30 | 5FB | 1615 | 42 | M 30 | 76,40 | 75,04 | 83 | 58 | 60 | 38 | 22 | - | 0,80 |
| | | B32-8M-50F | 32 | 5FB | 1615 | 42 | M 31 | 81,49 | 80,13 | 87 | 62 | 60 | 38 | 22 | - | 1,02 |
| | | B34-8M-50F | 34 | 5FB | 1615 | 42 | M 32 | 86,58 | 85,22 | 91 | 65 | 60 | 38 | 22 | - | 1,26 |
| | | B36-8M-50F | 36 | 5FB | 1615 | 42 | M 34 | 91,68 | 90,32 | 98,5 | 68 | 60 | 38 | 22 | - | 1,54 |
| | | B38-8M-50F | 38 | 5FB | 1615 | 42 | M 36 | 96,77 | 95,41 | 103 | 72 | 60 | 38 | 22 | - | 1,80 |
| | | B40-8M-50F | 40 | 4FB | 2012 | 50 | M 37 | 101,86 | 100,50 | 106 | 82 | 60 | 32 | 14 | - | 1,48 |
| | | B44-8M-50F | 44 | 4FB | 2012 | 50 | M 41 | 112,05 | 110,69 | 119 | 91 | 60 | 32 | 14 | - | 2,02 |
| | | B48-8M-50F | 48 | 4FB | 2012 | 50 | M 44 | 122,23 | 120,87 | 127 | 95 | 60 | 32 | 14 | - | 2,73 |
| | | B56-8M-50F | 56 | 4FB | 2517 | 60 | M 51 | 142,61 | 141,25 | 148 | 116 | 60 | 45 | 7,5 | - | 4,04 |
| | | B64-8M-50F | 64 | 4FB | 2517 | 60 | M 57 | 162,98 | 161,62 | 168 | 137 | 60 | 45 | 7,5 | - | 5,81 |
| | | B72-8M-50F | 72 | 5WFB | 2517 | 60 | M 62 | 183,35 | 181,99 | 192 | 158 | 60 | 45 | 15 | 125 | 6,08 |
| SFERO DÖKÜM *CAST IRON* | FLANŞSIZ *W/O FLANGES* | B80-8M-50 | 80 | 4B | 3020 | 75 | | 203,72 | 202,36 | | 180 | 60 | 51 | 4,5 | - | 10,55 |
| | | B90-8M-50 | 90 | 9WB | 3020 | 75 | | 229,19 | 227,83 | | 204 | 60 | 51 | 4,5 | 170 | 10,50 |
| | | B112-8M-50 | 112 | 9WB | 3020 | 75 | | 285,21 | 283,85 | | 260 | 60 | 51 | 4,5 | 170 | 13,80 |
| | | B144-8M-50 | 144 | 9AB | 3020 | 75 | | 366,70 | 365,34 | | 341 | 60 | 51 | 4,5 | 170 | 14,74 |

# HTD 8M (8 MM) PROFİL BURÇLU TRİGER KASNAKLA
*HTD 8M (8 MM) PROFILE TIMING BELT PULLEYS FOR TAPER BUSHES*

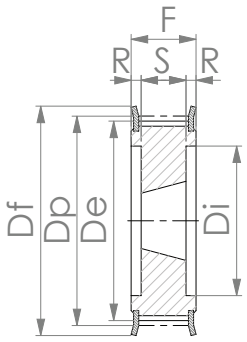


**TİP 4FB**
*TYPE 4FB*

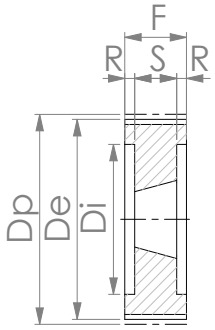


**TİP 4B**
*TYPE 4B*

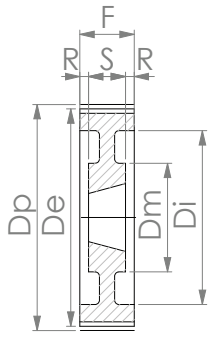


**TİP 9WB**
*TYPE 9WB*

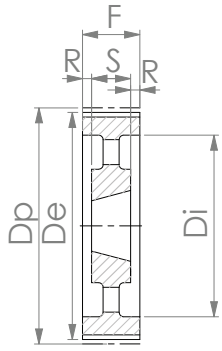


**TİP 9AB**
*TYPE 9AB*

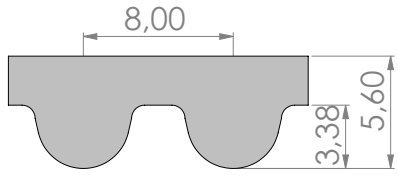


**HTD 8M TİP KAYIŞ PROFİLİ**
*HTD 8M TYPE BELT PROFILE*

## HTD 8M-85

**85 mm ENİNDE KAYIŞ İÇİN (HATVE : 8 mm)**
*FOR BELT WIDTH 85 mm (PITCH : 8 mm)*

| NİTELİKLER *FEATURES* | | KOD *CODE* | DİŞ SAYISI *N. OF TEETH* | TİP *TYPE* | BURÇ *BUSH* | MAKS. DELİK *MAX. BORE* | FLANŞ TİPİ *FLANGE TYPE* | Dp | De | Df | Di | F | S | R | Dm | AĞIRLIK *WEIGHT* Kg |
|---|---|---|---|---|---|---|---|---|---|---|---|---|---|---|---|---|
| ÇELİK *STEEL* | FLANŞLI *WITH FLANGES* | B34-8M-85F | 34 | 4FB | 1615 | 42 | M 32 | 86,58 | 85,22 | 91 | 65 | 95 | 38 | 28,5 | - | 1,79 |
| | | B36-8M-85F | 36 | 4FB | 1615 | 42 | M 34 | 91,68 | 90,32 | 98,5 | 68 | 95 | 38 | 28,5 | - | 2,16 |
| | | B38-8M-85F | 38 | 4FB | 1615 | 42 | M 36 | 96,77 | 95,41 | 103 | 72 | 95 | 38 | 28,5 | - | 2,51 |
| | | B40-8M-85F | 40 | 4FB | 2012 | 50 | M 37 | 101,86 | 100,50 | 106 | 82 | 95 | 32 | 31,5 | - | 2,05 |
| | | B44-8M-85F | 44 | 4FB | 2012 | 50 | M 41 | 112,05 | 110,69 | 119 | 91 | 95 | 32 | 31,5 | - | 2,70 |
| | | B48-8M-85F | 48 | 4FB | 2517 | 60 | M 44 | 122,23 | 120,87 | 127 | 100 | 95 | 45 | 25 | - | 3,20 |
| | | B56-8M-85F | 56 | 4FB | 2517 | 60 | M 51 | 142,61 | 141,25 | 148 | 117 | 95 | 45 | 25 | - | 5,16 |
| | | B64-8M-85F | 64 | 4FB | 2517 | 60 | M 57 | 162,98 | 161,62 | 168 | 137 | 95 | 45 | 25 | - | 7,15 |
| | | B72-8M-85F | 72 | 4FB | 3020 | 75 | M 62 | 183,35 | 181,99 | 192 | 158 | 95 | 51 | 22 | - | 8,93 |
| SFERO DÖKÜM *CAST IRON* | FLANŞSIZ *W/O FLANGES* | B80-8M-85 | 80 | 4B | 3020 | 75 | | 203,72 | 202,36 | | 180 | 95 | 51 | 22 | - | 12,33 |
| | | B90-8M-85 | 90 | 9WB | 3020 | 75 | | 229,19 | 227,83 | | 204 | 95 | 51 | 22 | 170 | 12,37 |
| | | B112-8M-85 | 112 | 9WB | 3020 | 75 | | 285,21 | 283,85 | | 260 | 95 | 51 | 22 | 170 | 16,18 |
| | | B144-8M-85 | 144 | 9AB | 3525 | 75 | | 366,70 | 365,34 | | 336 | 95 | 65 | 15 | 198 | 24,42 |

# HTD 14M (14 MM) PROFİL BURÇLU TRİGER KASNAKLA
## *HTD 14M (14 MM) PROFILE TIMING BELT PULLEYS FOR TAPER BUSHES*

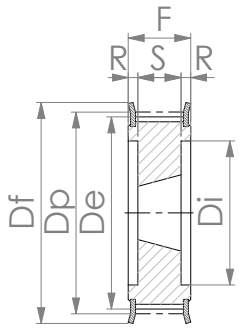


**TİP 4FB**
*TYPE 4FB*

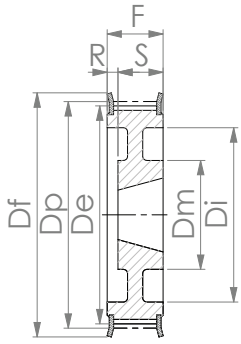


**TİP 5WFB**
*TYPE 5WFB*

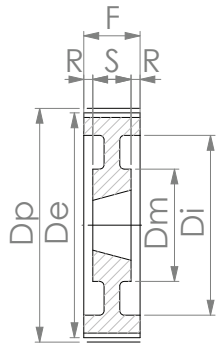


**TİP 9WB**
*TYPE 9WB*

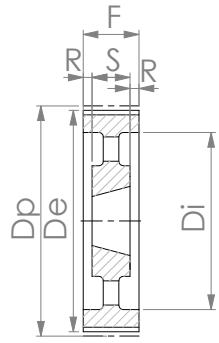


**TİP 9AB**
*TYPE 9AB*

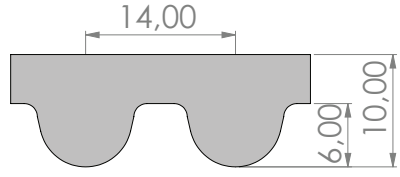


**HTD 14M TİP KAYIŞ PROFİLİ**
*HTD 14M TYPE BELT PROFILE*

## HTD 14M-40

**40 mm ENİNDE KAYIŞ İÇİN (HATVE : 14 mm)**
*FOR BELT WIDTH 40 mm (PITCH : 14 mm)*

| NİTELİKLER *FEATURES* | | KOD *CODE* | DİŞ SAYISI *N. OF TEETH* | TİP *TYPE* | BURÇ *BUSH* | MAKS. DELİK *MAX. BORE* | FLANŞ TİPİ *FLANGE TYPE* | Dp | De | Df | Di | F | S | R | Dm | AĞIRLIK *WEIGHT* Kg |
|---|---|---|---|---|---|---|---|---|---|---|---|---|---|---|---|---|
| ÇELİK *STEEL* | FLANŞLI *WITH FLANGES* | B28-14M-40F | 28 | 4FB | 2012 | 50 | N 43 | 124,78 | 122,12 | 127 | 94 | 54 | 32 | 11 | - | 2,44 |
| | | B30-14M-40F | 30 | 4FB | 2012 | 50 | N 47 | 133,69 | 131,03 | 138 | 98 | 54 | 32 | 11 | - | 3,05 |
| | | B32-14M-40F | 32 | 4FB | 2012 | 50 | N 53 | 142,61 | 139,95 | 154 | 108 | 54 | 32 | 11 | - | 3,64 |
| | | B34-14M-40F | 34 | 4FB | 2012 | 50 | N 55 | 151,52 | 148,86 | 160 | 110 | 54 | 32 | 11 | - | 4,38 |
| | | B36-14M-40F | 36 | 4FB | 2517 | 60 | N 56 | 160,43 | 157,77 | 168 | 120 | 54 | 45 | 4,5 | - | 5,13 |
| | | B38-14M-40F | 38 | 4FB | 2517 | 60 | N 59 | 169,35 | 166,69 | 183 | 130 | 54 | 45 | 4,5 | - | 6,02 |
| | | B40-14M-40F | 40 | 4FB | 2517 | 60 | N 61 | 178,26 | 175,60 | 188 | 138 | 54 | 45 | 4,5 | - | 6,87 |
| | | B44-14M-40F | 44 | 4FB | 3020 | 75 | N 68 | 196,08 | 193,42 | 211 | 155 | 54 | 51 | 1,5 | - | 8,38 |
| | | B48-14M-40F | 48 | 4FB | 3020 | 75 | N 69 | 213,91 | 211,25 | 226 | 172 | 54 | 51 | 1,5 | - | 10,61 |
| | | B56-14M-40F | 56 | 5WFB | 3020 | 75 | N 75 | 249,56 | 246,90 | 256 | 208 | 54 | 51 | 3 | 170 | 12,41 |
| | | B64-14M-40F | 64 | 5WFB | 3020 | 75 | N 79 | 285,21 | 282,55 | 296 | 240 | 54 | 51 | 3 | 170 | 16,18 |
| SFERO DÖKÜM *CAST IRON* | FLANŞSIZ *W/O FLANGES* | B72-14M-40 | 72 | 9WB | 3020 | 75 | | 320,87 | 318,21 | | 280 | 54 | 51 | 1,5 | 170 | 16,07 |
| | | B80-14M-40 | 80 | 9AB | 3020 | 75 | | 356,52 | 353,86 | | 315 | 54 | 51 | 1,5 | 170 | 15,84 |
| | | B90-14M-40 | 90 | 9AB | 3020 | 75 | | 401,08 | 398,42 | | 360 | 54 | 51 | 1,5 | 170 | 17,62 |
| | | B112-14M-40 | 112 | 9AB | 3020 | 75 | | 499,12 | 496,46 | | 457 | 54 | 51 | 1,5 | 170 | 23,07 |
| | | B144-14M-40 | 144 | 9AB | 3020 | 75 | | 641,73 | 639,07 | | 600 | 54 | 51 | 1,5 | 170 | 31,55 |
| | | B168-14M-40 | 168 | 9AB | 3020 | 75 | | 748,69 | 746,03 | | 706 | 54 | 51 | 1,5 | 170 | 39,33 |
| | | B192-14M-40 | 192 | 9AB | 3020 | 75 | | 855,64 | 852,98 | | 813 | 54 | 51 | 1,5 | 170 | 47,96 |
| | | B216-14M-40 | 216 | 9AB | 3020 | 75 | | 962,60 | 959,94 | | 920 | 54 | 51 | 1,5 | 170 | 55,74 |

# HTD 14M (14 MM) PROFİL BURÇLU TRİGER KASNAKLA
*HTD 14M (14 MM) PROFILE TIMING BELT PULLEYS FOR TAPER BUSHES*

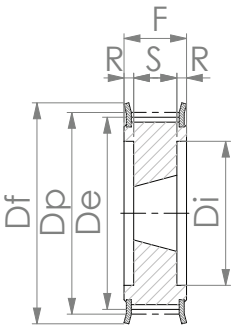


**TİP 4FB**
*TYPE 4FB*

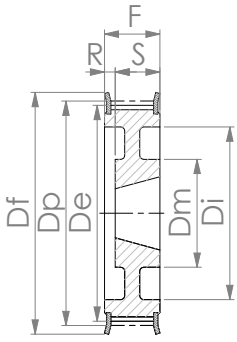


**TİP 5WFB**
*TYPE 5WFB*

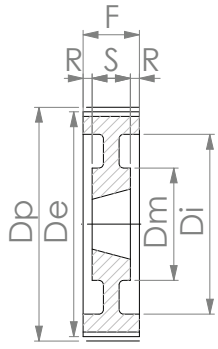


**TİP 9WB**
*TYPE 9WB*

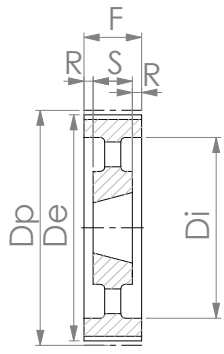


**TİP 9AB**
*TYPE 9AB*

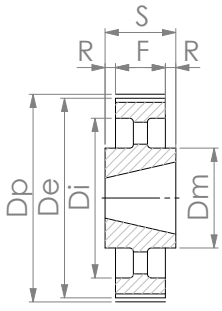


**TİP 7AB**
*TYPE 7AB*

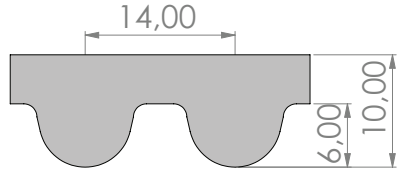


**HTD 14M TİP KAYIŞ PROFİLİ**
*HTD 14M TYPE BELT PROFILE*

## HTD 14M-55

**55 mm ENİNDE KAYIŞ İÇİN (HATVE : 14 mm)**
*FOR BELT WIDTH 55 mm (PITCH : 14 mm)*

| NİTELİKLER *FEATURES* | | KOD *CODE* | DİŞ SAYISI *N. OF TEETH* | TİP *TYPE* | BURÇ *BUSH* | MAKS. DELİK *MAX. BORE* | FLANŞ TİPİ *FLANGE TYPE* | Dp | De | Df | Di | F | S | R | Dm | AĞIRLIK *WEIGHT* Kg |
|---|---|---|---|---|---|---|---|---|---|---|---|---|---|---|---|---|
| ÇELİK *STEEL* | FLANŞLI *WITH FLANGES* | B28-14M-55F | 28 | 4FB | 2012 | 50 | N 43 | 124,78 | 122,12 | 127 | 94 | 70 | 32 | 19 | - | 2,88 |
| | | B30-14M-55F | 30 | 4FB | 2517 | 60 | N 47 | 133,69 | 131,03 | 138 | 100 | 70 | 45 | 12,5 | - | 3,37 |
| | | B32-14M-55F | 32 | 4FB | 2517 | 60 | N 53 | 142,61 | 139,95 | 154 | 108 | 70 | 45 | 12,5 | - | 4,21 |
| | | B34-14M-55F | 34 | 4FB | 2517 | 60 | N 55 | 151,52 | 148,86 | 160 | 110 | 70 | 45 | 12,5 | - | 5,19 |
| | | B36-14M-55F | 36 | 4FB | 2517 | 60 | N 56 | 160,43 | 157,77 | 168 | 120 | 70 | 45 | 12,5 | - | 5,97 |
| | | B38-14M-55F | 38 | 4FB | 2517 | 60 | N 59 | 169,35 | 166,69 | 183 | 130 | 70 | 45 | 12,5 | - | 6,88 |
| | | B40-14M-55F | 40 | 4FB | 2517 | 60 | N 61 | 178,26 | 175,60 | 188 | 138 | 70 | 45 | 12,5 | - | 7,81 |
| | | B44-14M-55F | 44 | 4FB | 3020 | 75 | N 68 | 196,08 | 193,42 | 211 | 155 | 70 | 51 | 9,5 | - | 9,46 |
| | | B48-14M-55F | 48 | 4FB | 3020 | 75 | N 69 | 213,91 | 211,25 | 226 | 170 | 70 | 51 | 9,5 | - | 11,91 |
| | | B56-14M-55F | 56 | 5WFB | 3020 | 75 | N 75 | 249,56 | 246,90 | 256 | 208 | 70 | 51 | 19 | 170 | 13,84 |
| | | B64-14M-55F | 64 | 5WFB | 3020 | 75 | N 79 | 285,21 | 282,55 | 296 | 240 | 70 | 51 | 19 | 170 | 18,15 |
| SFERO DÖKÜM *CAST IRON* | FLANŞSIZ *W/O FLANGES* | B72-14M-55 | 72 | 9WB | 3020 | 75 | | 320,87 | 318,21 | | 280 | 70 | 51 | 9,5 | 170 | 18,86 |
| | | B80-14M-55 | 80 | 9AB | 3020 | 75 | | 356,52 | 353,86 | | 315 | 70 | 51 | 9,5 | 170 | 17,96 |
| | | B90-14M-55 | 90 | 9AB | 3020 | 75 | | 401,08 | 398,42 | | 360 | 70 | 51 | 9,5 | 170 | 20,04 |
| | | B112-14M-55 | 112 | 9AB | 3020 | 75 | | 499,12 | 496,46 | | 457 | 70 | 51 | 9,5 | 170 | 25,76 |
| | | B144-14M-55 | 144 | 9AB | 3020 | 75 | | 641,73 | 639,07 | | 600 | 70 | 51 | 9,5 | 170 | 35,53 |
| | | B168-14M-55 | 168 | 9AB | 3020 | 75 | | 748,69 | 746,03 | | 706 | 70 | 51 | 9,5 | 170 | 44,14 |
| | | B192-14M-55 | 192 | 9AB | 3020 | 75 | | 855,64 | 852,98 | | 813 | 70 | 51 | 9,5 | 170 | 53,44 |
| | | B216-14M-55 | 216 | 7AB | 3535 | 90 | | 962,60 | 959,94 | | 920 | 70 | 89 | 9,5 | 190 | 68,74 |

# HTD 14M (14 MM) PROFİL BURÇLU TRİGER KASNAKLA
## *HTD 14M (14 MM) PROFILE TIMING BELT PULLEYS FOR TAPER BUSHES*

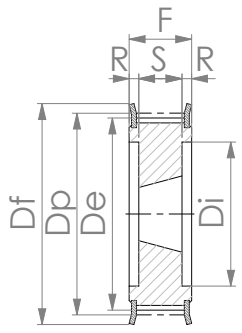


**TİP 4FB**
*TYPE 4FB*

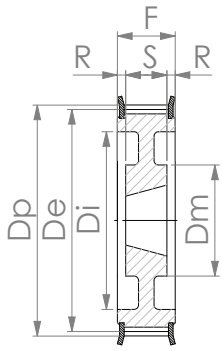


**TİP 9WFB**
*TYPE 9WFB*

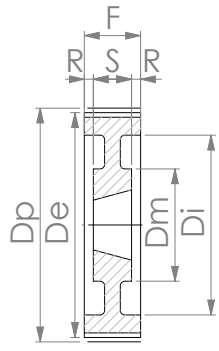


**TİP 9WB**
*TYPE 9WB*

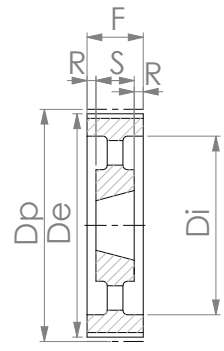


**TİP 9AB**
*TYPE 9AB*

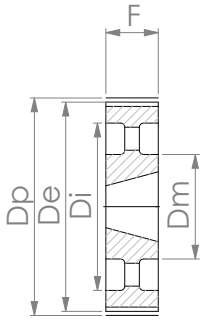


**TİP 3AB**
*TYPE 3AB*

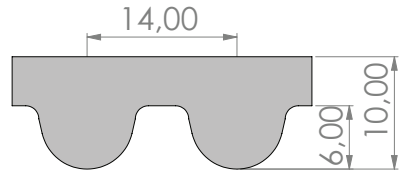


**HTD 14M TİP KAYIŞ PROFİLİ**
*HTD 14M TYPE BELT PROFILE*

## HTD 14M-85

**85 mm ENİNDE KAYIŞ İÇİN (HATVE : 14 mm)**
*FOR BELT WIDTH 85 mm (PITCH : 14 mm)*

| NİTELİKLER *FEATURES* | | KOD *CODE* | DİŞ SAYISI *N. OF TEETH* | TİP *TYPE* | BURÇ *BUSH* | MAKS. DELİK *MAX. BORE* | FLANŞ TİPİ *FLANGE TYPE* | Dp | De | Df | Di | F | S | R | Dm | AĞIRLIK *WEIGHT* Kg |
|---|---|---|---|---|---|---|---|---|---|---|---|---|---|---|---|---|
| ÇELİK *STEEL* | FLANŞLI *WITH FLANGES* | B28-14M-85F | 28 | 4FB | 2517 | 60 | N 43 | 124,78 | 122,12 | 127 | 98 | 102 | 45 | 28,5 | - | 3,22 |
| | | B30-14M-85F | 30 | 4FB | 2517 | 60 | N 47 | 133,69 | 131,03 | 138 | 100 | 102 | 45 | 28,5 | - | 4,44 |
| | | B32-14M-85F | 32 | 4FB | 2517 | 60 | N 53 | 142,61 | 139,95 | 154 | 108 | 102 | 45 | 28,5 | - | 5,41 |
| | | B34-14M-85F | 34 | 4FB | 2517 | 60 | N 55 | 151,52 | 148,86 | 160 | 110 | 102 | 45 | 28,5 | - | 6,80 |
| | | B36-14M-85F | 36 | 4FB | 3020 | 75 | N 56 | 160,43 | 157,77 | 168 | 120 | 102 | 51 | 25,5 | - | 6,82 |
| | | B38-14M-85F | 38 | 4FB | 3020 | 75 | N 59 | 169,35 | 166,69 | 183 | 130 | 102 | 51 | 25,5 | - | 7,88 |
| | | B40-14M-85F | 40 | 4FB | 3020 | 75 | N 61 | 178,26 | 175,60 | 188 | 138 | 102 | 51 | 25,5 | - | 9,06 |
| | | B44-14M-85F | 44 | 4FB | 3020 | 75 | N 68 | 196,08 | 193,42 | 211 | 153 | 102 | 51 | 25,5 | - | 11,81 |
| | | B48-14M-85F | 48 | 4FB | 3020 | 75 | N 69 | 213,91 | 211,25 | 226 | 170 | 102 | 51 | 25,5 | - | 14,48 |
| | | B56-14M-85F | 56 | 4FB | 3525 | 90 | N 75 | 249,56 | 246,90 | 256 | 210 | 102 | 65 | 18,5 | - | 20,84 |
| | | B64-14M-85F | 64 | 9WFB | 3525 | 90 | N 79 | 285,21 | 282,55 | 296 | 240 | 102 | 65 | 18,5 | 190 | 23,14 |
| SFERO DÖKÜM *CAST IRON* | FLANŞSIZ *W/O FLANGES* | B72-14M-85 | 72 | 9WB | 3525 | 90 | | 320,87 | 318,21 | | 280 | 102 | 65 | 18,5 | 190 | 25,43 |
| | | B80-14M-85 | 80 | 9AB | 3525 | 90 | | 356,52 | 353,86 | | 315 | 102 | 65 | 18,5 | 190 | 25,29 |
| | | B90-14M-85 | 90 | 9AB | 3525 | 90 | | 401,08 | 398,42 | | 360 | 102 | 65 | 18,5 | 190 | 28,03 |
| | | B112-14M-85 | 112 | 9AB | 3525 | 90 | | 499,12 | 496,46 | | 457 | 102 | 65 | 18,5 | 190 | 35,63 |
| | | B144-14M-85 | 144 | 9AB | 3525 | 90 | | 641,73 | 639,07 | | 600 | 102 | 65 | 18,5 | 190 | 48,19 |
| | | B168-14M-85 | 168 | 9AB | 3525 | 90 | | 748,69 | 746,03 | | 706 | 102 | 65 | 18,5 | 190 | 58,48 |
| | | B192-14M-85 | 192 | 3AB | 4040 | 100 | | 855,64 | 852,98 | | 813 | 102 | 102 | - | 190 | 75,69 |
| | | B216-14M-85 | 216 | 3AB | 4040 | 100 | | 962,60 | 959,94 | | 920 | 102 | 102 | - | 190 | 91,00 |

# HTD 14M (14 MM) PROFİL BURÇLU TRİGER KASNAKLA
*HTD 14M (14 MM) PROFILE TIMING BELT PULLEYS FOR TAPER BUSHES*

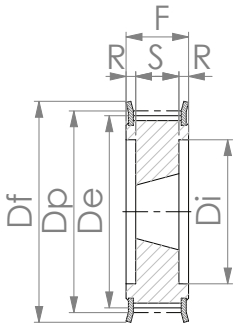


**TİP 4FB**
*TYPE 4FB*

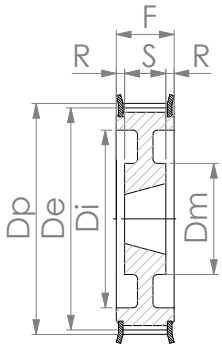


**TİP 9WFB**
*TYPE 9WFB*

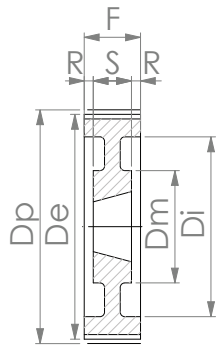


**TİP 9WB**
*TYPE 9WB*

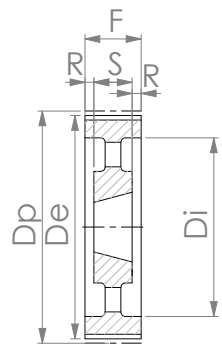


**TİP 9AB**
*TYPE 9AB*

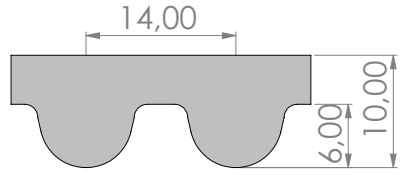


**HTD 14M TİP KAYIŞ PROFİLİ**
*HTD 14M TYPE BELT PROFILE*

## HTD 14M-115

**115 mm ENİNDE KAYIŞ İÇİN (HATVE : 14 mm)**
*FOR BELT WIDTH 115 mm (PITCH : 14 mm)*

| NİTELİKLER *FEATURES* | | KOD *CODE* | DİŞ SAYISI *N. OF TEETH* | TİP *TYPE* | BURÇ *BUSH* | MAKS. DELİK *MAX. BORE* | FLANŞ TİPİ *FLANGE TYPE* | Dp | De | Df | Di | F | S | R | Dm | AĞIRLIK *WEIGHT* Kg |
|---|---|---|---|---|---|---|---|---|---|---|---|---|---|---|---|---|
| ÇELİK *STEEL* | FLANŞLI *WITH FLANGES* | B28-14M-115F | 28 | 4FB | 2517 | 60 | N 43 | 124,78 | 122,12 | 127 | 98 | 133 | 45 | 44 | - | 3,91 |
| | | B30-14M-115F | 30 | 4FB | 2517 | 60 | N 47 | 133,69 | 131,03 | 138 | 100 | 133 | 45 | 44 | - | 5,48 |
| | | B32-14M-115F | 32 | 4FB | 2517 | 60 | N 53 | 142,61 | 139,95 | 154 | 108 | 133 | 45 | 44 | - | 6,57 |
| | | B34-14M-115F | 34 | 4FB | 2517 | 60 | N 55 | 151,52 | 148,86 | 160 | 110 | 133 | 45 | 44 | - | 8,35 |
| | | B36-14M-115F | 36 | 4FB | 3020 | 75 | N 56 | 160,43 | 157,77 | 168 | 125 | 133 | 51 | 41 | - | 7,80 |
| | | B38-14M-115F | 38 | 4FB | 3020 | 75 | N 59 | 169,35 | 166,69 | 183 | 130 | 133 | 51 | 41 | - | 9,55 |
| | | B40-14M-115F | 40 | 4FB | 3020 | 75 | N 61 | 178,26 | 175,60 | 188 | 138 | 133 | 51 | 41 | - | 10,88 |
| | | B44-14M-115F | 44 | 4FB | 3030 | 75 | N 68 | 196,08 | 193,42 | 211 | 155 | 133 | 76 | 28,5 | - | 16,06 |
| | | B48-14M-115F | 48 | 4FB | 3030 | 75 | N 69 | 213,91 | 211,25 | 226 | 170 | 133 | 76 | 28,5 | - | 20,11 |
| | | B56-14M-115F | 56 | 4FB | 3535 | 90 | N 75 | 249,56 | 246,90 | 256 | 208 | 133 | 89 | 22 | - | 28,41 |
| | | B64-14M-115F | 64 | 9WFB | 3535 | 90 | N 79 | 285,21 | 282,55 | 296 | 240 | 133 | 89 | 22 | 190 | 30,22 |
| SFERO DÖKÜM *CAST IRON* | FLANŞSIZ *W/O FLANGES* | B72-14M-115 | 72 | 9WB | 3535 | 90 | | 320,87 | 318,21 | | 280 | 133 | 89 | 22 | 190 | 32,53 |
| | | B80-14M-115 | 80 | 9AB | 3535 | 90 | | 356,52 | 353,86 | | 315 | 133 | 89 | 22 | 190 | 32,90 |
| | | B90-14M-115 | 90 | 9AB | 3535 | 90 | | 401,08 | 398,42 | | 360 | 133 | 89 | 22 | 190 | 36,67 |
| | | B112-14M-115 | 112 | 9AB | 3535 | 90 | | 499,12 | 496,46 | | 457 | 133 | 89 | 22 | 190 | 46,00 |
| | | B144-14M-115 | 144 | 9AB | 4040 | 100 | | 641,73 | 639,07 | | 600 | 133 | 102 | 15,5 | 230 | 72,41 |
| | | B168-14M-115 | 168 | 9AB | 4040 | 100 | | 748,69 | 746,03 | | 706 | 133 | 102 | 15,5 | 230 | 86,20 |
| | | B192-14M-115 | 192 | 9AB | 4040 | 100 | | 855,64 | 852,98 | | 813 | 133 | 102 | 15,5 | 230 | 100,19 |
| | | B216-14M-115 | 216 | 9AB | 4040 | 100 | | 962,60 | 959,94 | | 920 | 133 | 102 | 15,5 | 230 | 118,12 |

# HTD 14M (14 MM) PROFİL BURÇLU TRİGER KASNAKLA
*HTD 14M (14 MM) PROFILE TIMING BELT PULLEYS FOR TAPER BUSHES*

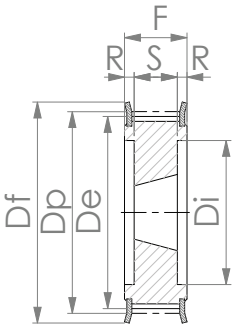


**TİP 4FB**
*TYPE 4FB*

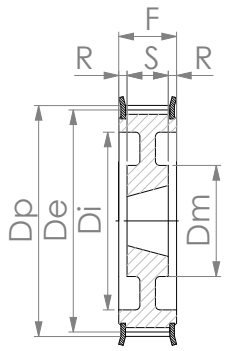


**TİP 9WFB**
*TYPE 9WFB*

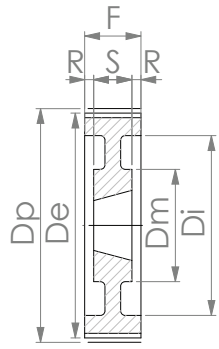


**TİP 9WB**
*TYPE 9WB*

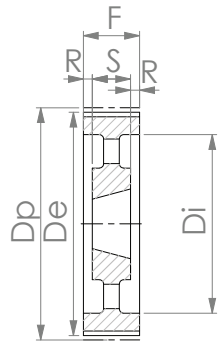


**TİP 9AB**
*TYPE 9AB*

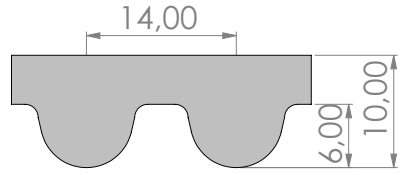


**HTD 14M TİP KAYIŞ PROFİLİ**
*HTD 14M TYPE BELT PROFILE*

## HTD 14M-170

**170 mm ENİNDE KAYIŞ İÇİN (HATVE : 14 mm)**
*FOR BELT WIDTH 170 mm (PITCH : 14 mm)*

| NİTELİKLER *FEATURES* | | KOD *CODE* | DİŞ SAYISI *N. OF TEETH* | TİP *TYPE* | BURÇ *BUSH* | MAKS. DELİK *MAX. BORE* | FLANŞ TİPİ *FLANGE TYPE* | Dp | De | Df | Di | F | S | R | Dm | AĞIRLIK *WEIGHT* Kg |
|---|---|---|---|---|---|---|---|---|---|---|---|---|---|---|---|---|
| ÇELİK *STEEL* | FLANŞLI *WITH FLANGES* | B38-14M-170F | 38 | 4FB | 3030 | 75 | N 59 | 169,35 | 166,69 | 183 | 130 | 187 | 76 | 55,5 | - | 13,69 |
| | | B40-14M-170F | 40 | 4FB | 3030 | 75 | N 61 | 178,26 | 175,60 | 188 | 138 | 187 | 76 | 55,5 | - | 15,63 |
| | | B44-14M-170F | 44 | 4FB | 3535 | 90 | N 68 | 196,08 | 193,42 | 211 | 153 | 187 | 89 | 49 | - | 18,74 |
| | | B48-14M-170F | 48 | 4FB | 3535 | 90 | N 69 | 213,91 | 211,25 | 226 | 170 | 187 | 89 | 49 | - | 23,52 |
| | | B56-14M-170F | 56 | 4FB | 3535 | 90 | N 75 | 249,56 | 246,90 | 256 | 208 | 187 | 89 | 49 | - | 33,25 |
| | | B64-14M-170F | 64 | 4FB | 4040 | 100 | N 79 | 285,21 | 282,55 | 296 | 240 | 187 | 102 | 42,5 | - | 45,93 |
| SFERO DÖKÜM *CAST IRON* | FLANŞSIZ *W/O FLANGES* | B72-14M-170 | 72 | 9WB | 4040 | 100 | | 320,87 | 318,21 | | 280 | 187 | 102 | 42,5 | 230 | 47,58 |
| | | B80-14M-170 | 80 | 9WB | 4040 | 100 | | 356,52 | 353,86 | | 315 | 187 | 102 | 42,5 | 230 | 53,97 |
| | | B90-14M-170 | 90 | 9AB | 4040 | 100 | | 401,08 | 398,42 | | 360 | 187 | 102 | 42,5 | 230 | 56,78 |
| | | B112-14M-170 | 112 | 9AB | 5050 | 125 | | 499,12 | 496,46 | | 457 | 187 | 127 | 30 | 265 | 83,47 |
| | | B144-14M-170 | 144 | 9AB | 5050 | 125 | | 641,73 | 639,07 | | 600 | 187 | 127 | 30 | 265 | 104,67 |
| | | B168-14M-170 | 168 | 9AB | 5050 | 125 | | 748,69 | 746,03 | | 706 | 187 | 127 | 30 | 265 | 126,31 |
| | | B192-14M-170 | 192 | 9AB | 5050 | 125 | | 855,64 | 852,98 | | 813 | 187 | 127 | 30 | 265 | 148,73 |
| | | B216-14M-170 | 216 | 9AB | 5050 | 125 | | 962,60 | 959,94 | | 920 | 187 | 127 | 30 | 265 | 175,12 |

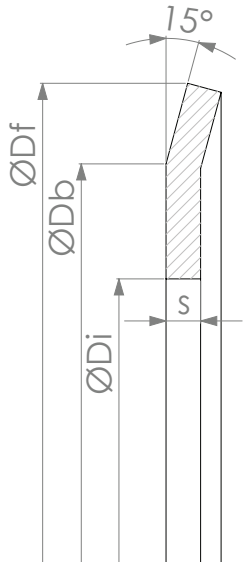


s = { K, 0,5 mm; L, 1 mm; M, 1,5 mm; N, 2,5 mm; P, 4 mm }

| DİŞ SAYISI *N. OF TEETH* | FLANŞ TİPİ *FLANGE TYPE* | | | |
|---|---|---|---|---|
| | HTD 3M s=0,5 mm | HTD 5M s=1 mm | HTD 8M s=1,5 mm | HTD 14M s=2,5 mm |
| 10 | K 01 | | | |
| 12 | K 02 | L 08 | | |
| 14 | K 03 | L 09 | | |
| 15 | K 04 | L 10 | | |
| 16 | K 05 | L 10 | | |
| 18 | K 06 | L 11 | | |
| 20 | K 09 | L 13 | | |
| 21 | K 09 | L 14 | | |
| 22 | K 09 | L 14 | M 24 | |
| 24 | K 09 | L 15 | M 26 | |
| 26 | K 10 | L 16 | M 27 | |
| 28 | K 11 | L 17 | M 28 | N 43 |
| 29 | | | | N 47 |
| 30 | K 11 | L 20 | M 30 | N 47 |
| 32 | K 13 | L 22 | M 31 | N 53 |
| 34 | | | M 32 | N 55 |
| 36 | K 14 | L 24 | M 34 | N 56 |
| 38 | | | M 36 | N 59 |
| 40 | K 15 | L 27 | M 37 | N 61 |
| 44 | K 17 | | M 41 | N 68 |
| 48 | | | M 44 | N 69 |
| 56 | | | M 51 | N 75 |
| 64 | | | M 57 | N 79 |
| 72 | | | M 62 | |

| FLANŞ NO *FLANGE NO* | Df | Db | Di |
|---|---|---|---|
| 01 | 13 | 10 | 6 |
| 02 | 15 | 12 | 8 |
| 03 | 16 | 13 | 9,5 |
| 04 | 17,5 | 14,5 | 10,5 |
| 05 | 18 | 15 | 11,5 |
| 06 | 19,5 | 17,5 | 12 |
| 08 | 23 | 20 | 14 |
| 09 | 25 | 22 | 15 |
| 10 | 28 | 24 | 18 |
| 11 | 32 | 28 | 21,5 |
| 13 | 36 | 31 | 25 |
| 14 | 38 | 34 | 28 |
| 15 | 42 | 38 | 30,5 |
| 16 | 44 | 40 | 33 |
| 17 | 48 | 43,5 | 37 |
| 20 | 51 | 47,5 | 40 |
| 22 | 54 | 50,5 | 43 |
| 24 | 60 | 57 | 47 |
| 26 | 66 | 61,5 | 52 |
| 27 | 71 | 65 | 56 |
| 28 | 75 | 68,5 | 60 |
| 30 | 83 | 76,5 | 68 |
| 31 | 87 | 82,5 | 72 |
| 32 | 91 | 85,5 | 76 |
| 34 | 98,5 | 92 | 79,35 |
| 36 | 103 | 97 | 86 |
| 37 | 106 | 101 | 90 |
| 41 | 119 | 113,5 | 103 |
| 43 | 127 | 120,2 | 104,75 |
| 44 | 127 | 122 | 111 |
| 47 | 138 | 130 | 108 |
| 51 | 148 | 143 | 132 |
| 53 | 154 | 146 | 122 |
| 55 | 160 | 150 | 128 |
| 56 | 168 | 162 | 135 |
| 57 | 168 | 163 | 149,5 |
| 59 | 183 | 170 | 145 |
| 61 | 188 | 180 | 158 |
| 62 | 192 | 187 | 173 |
| 68 | 211 | 198 | 175 |
| 69 | 226 | 214 | 190 |
| 75 | 256 | 246 | 225 |
| 79 | 296 | 287 | 252 |

# Metrik Hatveli Pilot Triger Kasnaklar

*Metric Pitch Pilot Bore Timing Belt Pulleys*




GÜLÖZ

# T 2,5 (2,5 MM) PROFİL PİLOT TRİGER KASNAKLAR
## *T 2,5 (2,5 MM) PROFILE PILOT BORE TIMING BELT PULLEYS*

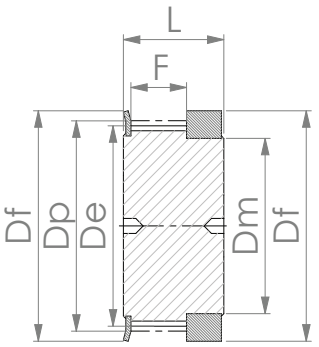


**TİP 1F**
*TYPE 1F*

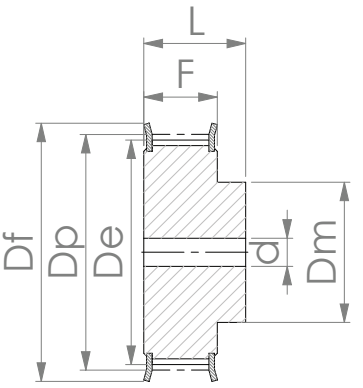


**TİP 2F**
*TYPE 2F*

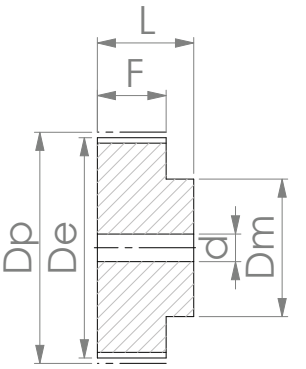


**TİP 2**
*TYPE 2*

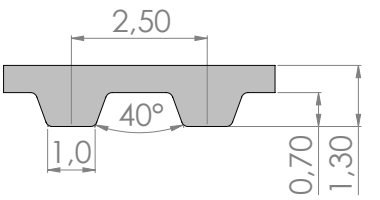


**T 2,5 TİPİ KAYIŞ PROFİLİ**
*T 2,5 TYPE BELT PROFILE*

## T 2,5-B06

**6 mm ENİNDE KAYIŞ İÇİN (HATVE : 2,5 mm)**
*FOR BELT WIDTH 6 mm (PITCH : 2,5 mm)*

| NİTELİKLER *FEATURES* | | KOD *CODE* | DİŞ SAYISI *N. OF TEETH* | TİP *TYPE* | FLANŞ TİPİ *FLANGE TYPE* | d | Dp | De | Df | F | L | Dm | AĞIRLIK *WEIGHT* Kg |
|---|---|---|---|---|---|---|---|---|---|---|---|---|---|
| ALÜMİNYUM *ALUMINIUM* | FLANŞLI *WITH FLANGES* | 12-T2,5-B06F | 12 | 1F | K 01 | | 9,55 | 8,95 | 13 | 9 | 16 | 6 | 0,004 |
| | | 14-T2,5-B06F | 14 | 1F | K 02 | | 11,14 | 10,54 | 15 | 9 | 16 | 8 | 0,006 |
| | | 15-T2,5-B06F | 15 | 1F | K 02 | | 11,94 | 11,34 | 15 | 9 | 16 | 8 | 0,006 |
| | | 16-T2,5-B06F | 16 | 1F | K 03 | | 12,73 | 12,13 | 16 | 9 | 16 | 9,5 | 0,007 |
| | | 18-T2,5-B06F | 18 | 2F | K 04 | 4 | 14,32 | 13,72 | 17,5 | 10 | 16 | 10 | 0,005 |
| | | 19-T2,5-B06F | 19 | 2F | K 05 | 4 | 15,12 | 14,52 | 18 | 10 | 16 | 10 | 0,005 |
| | | 20-T2,5-B06F | 20 | 2F | K 06 | 4 | 15,92 | 15,32 | 19,5 | 10 | 16 | 11 | 0,006 |
| | | 22-T2,5-B06F | 22 | 2F | K 07 | 4 | 17,51 | 16,91 | 23 | 10 | 16 | 11 | 0,008 |
| | | 24-T2,5-B06F | 24 | 2F | K 08 | 4 | 19,10 | 18,50 | 23 | 10 | 16 | 12 | 0,009 |
| | | 25-T2,5-B06F | 25 | 2F | K 08 | 4 | 19,89 | 19,29 | 23 | 10 | 16 | 13 | 0,010 |
| | | 26-T2,5-B06F | 26 | 2F | K 09 | 4 | 20,69 | 20,09 | 25 | 10 | 16 | 14 | 0,011 |
| | | 28-T2,5-B06F | 28 | 2F | K 09 | 4 | 22,28 | 21,68 | 25 | 10 | 16 | 14 | 0,013 |
| | | 30-T2,5-B06F | 30 | 2F | K 10 | 6 | 23,87 | 23,27 | 28 | 10 | 16 | 16 | 0,015 |
| | | 32-T2,5-B06F | 32 | 2F | K 11 | 6 | 25,47 | 24,87 | 32 | 10 | 16 | 16 | 0,017 |
| | | 36-T2,5-B06F | 36 | 2F | K 13 | 6 | 28,65 | 28,05 | 36 | 10 | 16 | 20 | 0,021 |
| | | 40-T2,5-B06F | 40 | 2F | K 14 | 6 | 31,83 | 31,23 | 38 | 10 | 16 | 22 | 0,029 |
| | | 44-T2,5-B06F | 44 | 2F | K 15 | 6 | 35,02 | 34,42 | 42 | 10 | 16 | 24 | 0,035 |
| | FLANŞSIZ *W/O FLANGES* | 48-T2,5-B06 | 48 | 2 | | 6 | 38,20 | 37,60 | | 10 | 16 | 26 | 0,041 |
| | | 60-T2,5-B06 | 60 | 2 | | 6 | 47,75 | 47,15 | | 10 | 16 | 34 | 0,067 |

# T 5 – AT 5 (5 MM) PROFİL PİLOT TRİGER KASNAKLAR
*T 5 – AT 5 (5 MM) PROFILE PILOT BORE TIMING BELT PULLEYS*

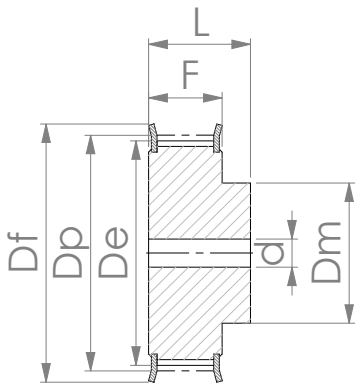


**TİP 2F**
*TYPE 2F*

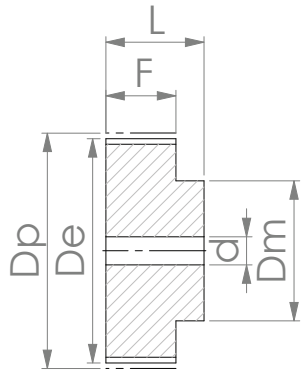


**TİP 2**
*TYPE 2*

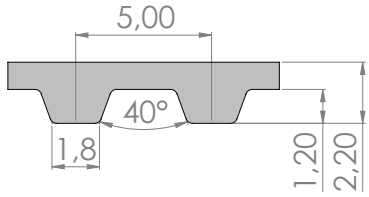


**T 5 TİPİ KAYIŞ PROFİLİ**
*T 5 TYPE BELT PROFILE*

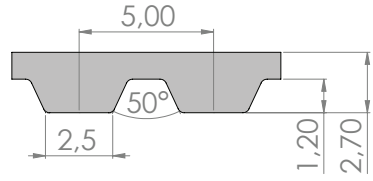


**AT 5 TİPİ KAYIŞ PROFİLİ**
*AT 5 TYPE BELT PROFILE*

## T 5-B10 AT 5-B10

**10 mm ENİNDE KAYIŞ İÇİN (HATVE : 5 mm)**
*FOR BELT WIDTH 10 mm (PITCH : 5 mm)*

| NİTELİKLER *FEATURES* | | KOD *CODE* | DİŞ SAYISI *N. OF TEETH* | TİP *TYPE* | FLANŞ TİPİ *FLANGE TYPE* | d | Dp | De | Df | F | L | Dm | AĞIRLIK *WEIGHT* Kg |
|---|---|---|---|---|---|---|---|---|---|---|---|---|---|
| ALÜMİNYUM *ALUMINIUM* | FLANŞLI *WITH FLANGES* | 10-T5-B10F | 10 | 2F | L 06 | 4 | 15,92 | 15,12 | 19,5 | 15 | 21 | 8 | 0,007 |
| | | 12-T5-B10F | 12 | 2F | L 07 | 4 | 19,10 | 18,30 | 23 | 15 | 21 | 11 | 0,011 |
| | | 14-T5-B10F | 14 | 2F | L 09 | 4 | 22,28 | 21,48 | 25 | 15 | 21 | 13 | 0,016 |
| | | 15-T5-B10F | 15 | 2F | L 10 | 6 | 23,87 | 23,07 | 28 | 15 | 21 | 16 | 0,019 |
| | | 16-T5-B10F | 16 | 2F | L 11 | 6 | 25,47 | 24,67 | 32 | 15 | 21 | 18 | 0,024 |
| | | 18-T5-B10F | 18 | 2F | L 11 | 6 | 28,65 | 27,85 | 32 | 15 | 21 | 20 | 0,029 |
| | | 19-T5-B10F | 19 | 2F | L 13 | 6 | 30,24 | 29,44 | 36 | 15 | 21 | 22 | 0,035 |
| | | 20-T5-B10F | 20 | 2F | L 13 | 6 | 31,83 | 31,03 | 36 | 15 | 21 | 23 | 0,038 |
| | | 22-T5-B10F | 22 | 2F | L 14 | 6 | 35,02 | 34,22 | 38 | 15 | 21 | 24 | 0,045 |
| | | 24-T5-B10F | 24 | 2F | L 15 | 6 | 38,20 | 37,40 | 42 | 15 | 21 | 26 | 0,055 |
| | | 25-T5-B10F | 25 | 2F | L 16 | 6 | 39,79 | 38,99 | 44 | 15 | 21 | 26 | 0,060 |
| | | 26-T5-B10F | 26 | 2F | L 16 | 6 | 41,38 | 40,58 | 44 | 15 | 21 | 26 | 0,063 |
| | | 27-T5-B10F | 27 | 2F | L 17 | 8 | 42,97 | 42,17 | 48 | 15 | 21 | 30 | 0,071 |
| | | 28-T5-B10F | 28 | 2F | L 17 | 8 | 44,56 | 43,76 | 48 | 15 | 21 | 32 | 0,077 |
| | | 30-T5-B10F | 30 | 2F | L 20 | 8 | 47,75 | 46,95 | 51 | 15 | 21 | 34 | 0,088 |
| | | 32-T5-B10F | 32 | 2F | L 22 | 8 | 50,93 | 50,13 | 54 | 15 | 21 | 38 | 0,103 |
| | | 36-T5-B10F | 36 | 2F | L 25 | 8 | 57,30 | 56,50 | 63 | 15 | 21 | 38 | 0,128 |
| | | 40-T5-B10F | 40 | 2F | L 26 | 8 | 63,66 | 62,86 | 66 | 15 | 21 | 40 | 0,154 |
| | | 42-T5-B10F | 42 | 2F | L 27 | 8 | 66,85 | 66,05 | 71 | 15 | 21 | 40 | 0,170 |
| | FLANŞSIZ *W/O FLANGES* | 44-T5-B10 | 44 | 2 | | 8 | 70,03 | 69,23 | | 15 | 21 | 45 | 0,191 |
| | | 48-T5-B10 | 48 | 2 | | 8 | 76,40 | 75,60 | | 15 | 21 | 50 | 0,231 |
| | | 60-T5-B10 | 60 | 2 | | 8 | 95,50 | 94,70 | | 15 | 21 | 65 | 0,372 |

# T 5 – AT 5 (5 MM) PROFİL PİLOT TRİGER KASNAKLAR
## *T 5 – AT 5 (5 MM) PROFILE PILOT BORE TIMING BELT PULLEYS*

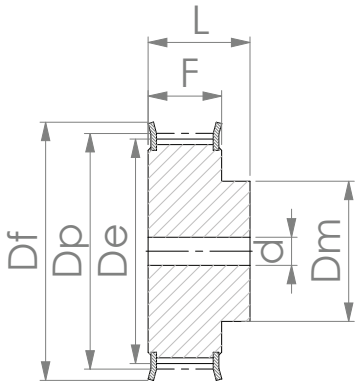


**TİP 2F**
*TYPE 2F*

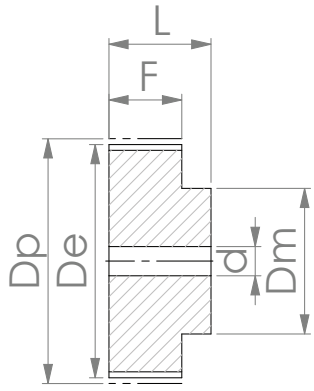


**TİP 2**
*TYPE 2*

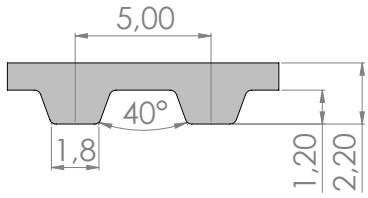


**T 5 TİPİ KAYIŞ PROFİLİ**
*T 5 TYPE BELT PROFILE*

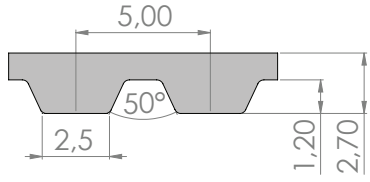


**AT 5 TİPİ KAYIŞ PROFİLİ**
*AT 5 TYPE BELT PROFILE*

## T 5-B16 AT 5-B16

**16 mm ENİNDE KAYIŞ İÇİN (HATVE : 5 mm)**
*FOR BELT WIDTH 16 mm (PITCH : 5 mm)*

| NİTELİKLER *FEATURES* | | KOD *CODE* | DİŞ SAYISI *N. OF TEETH* | TİP *TYPE* | FLANŞ TİPİ *FLANGE TYPE* | d | Dp | De | Df | F | L | Dm | AĞIRLIK *WEIGHT* Kg |
|---|---|---|---|---|---|---|---|---|---|---|---|---|---|
| ALÜMİNYUM *ALUMINIUM* | FLANŞLI *WITH FLANGES* | 10-T5-B16F | 10 | 2F | L 06 | 4 | 15,92 | 15,12 | 19,5 | 21 | 27 | 8 | 0,009 |
| | | 12-T5-B16F | 12 | 2F | L 07 | 4 | 19,10 | 18,30 | 23 | 21 | 27 | 11 | 0,015 |
| | | 14-T5-B16F | 14 | 2F | L 09 | 4 | 22,28 | 21,48 | 25 | 21 | 27 | 13 | 0,021 |
| | | 15-T5-B16F | 15 | 2F | L 10 | 6 | 23,87 | 23,07 | 28 | 21 | 27 | 16 | 0,025 |
| | | 16-T5-B16F | 16 | 2F | L 11 | 6 | 25,47 | 24,67 | 32 | 21 | 27 | 18 | 0,031 |
| | | 18-T5-B16F | 18 | 2F | L 11 | 6 | 28,65 | 27,85 | 32 | 21 | 27 | 20 | 0,038 |
| | | 19-T5-B16F | 19 | 2F | L 13 | 6 | 30,24 | 29,44 | 36 | 21 | 27 | 22 | 0,045 |
| | | 20-T5-B16F | 20 | 2F | L 13 | 6 | 31,83 | 31,03 | 36 | 21 | 27 | 23 | 0,050 |
| | | 22-T5-B16F | 22 | 2F | L 14 | 6 | 35,02 | 34,22 | 38 | 21 | 27 | 24 | 0,060 |
| | | 24-T5-B16F | 24 | 2F | L 15 | 6 | 38,20 | 37,40 | 42 | 21 | 27 | 26 | 0,073 |
| | | 25-T5-B16F | 25 | 2F | L 16 | 6 | 39,79 | 38,99 | 44 | 21 | 27 | 26 | 0,079 |
| | | 26-T5-B16F | 26 | 2F | L 16 | 6 | 41,38 | 40,58 | 44 | 21 | 27 | 26 | 0,084 |
| | | 27-T5-B16F | 27 | 2F | L 17 | 8 | 42,97 | 42,17 | 48 | 21 | 27 | 30 | 0,094 |
| | | 28-T5-B16F | 28 | 2F | L 17 | 8 | 44,56 | 43,76 | 48 | 21 | 27 | 32 | 0,101 |
| | | 30-T5-B16F | 30 | 2F | L 20 | 8 | 47,75 | 46,95 | 51 | 21 | 27 | 34 | 0,117 |
| | | 32-T5-B16F | 32 | 2F | L 22 | 8 | 50,93 | 50,13 | 54 | 21 | 27 | 38 | 0,136 |
| | | 36-T5-B16F | 36 | 2F | L 25 | 8 | 57,30 | 56,50 | 63 | 21 | 27 | 38 | 0,171 |
| | | 40-T5-B16F | 40 | 2F | L 26 | 8 | 63,66 | 62,86 | 66 | 21 | 27 | 40 | 0,207 |
| | | 42-T5-B16F | 42 | 2F | L 27 | 8 | 66,85 | 66,05 | 71 | 21 | 27 | 40 | 0,229 |
| | FLANŞSIZ *W/O FLANGES* | 44-T5-B16 | 44 | 2 | | 8 | 70,03 | 69,23 | | 21 | 27 | 45 | 0,256 |
| | | 48-T5-B16 | 48 | 2 | | 8 | 76,40 | 75,60 | | 21 | 27 | 50 | 0,309 |
| | | 60-T5-B16 | 60 | 2 | | 8 | 95,50 | 94,70 | | 21 | 27 | 65 | 0,496 |

# T 5 – AT 5 (5 MM) PROFİL PİLOT TRİGER KASNAKLAR
*T 5 – AT 5 (5 MM) PROFILE PILOT BORE TIMING BELT PULLEYS*

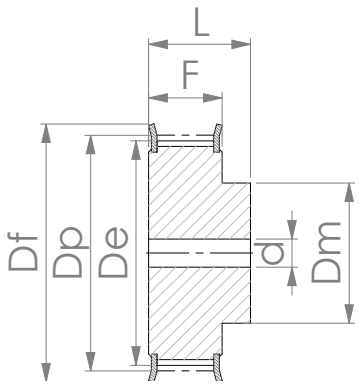


**TİP 2F**
*TYPE 2F*

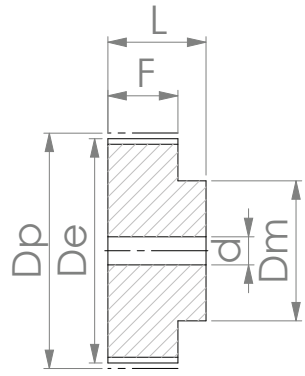


**TİP 2**
*TYPE 2*

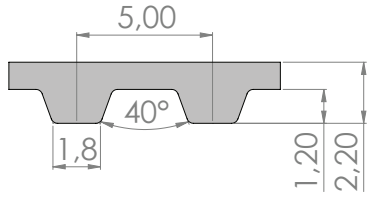


**T 5 TİPİ KAYIŞ PROFİLİ**
*T 5 TYPE BELT PROFILE*

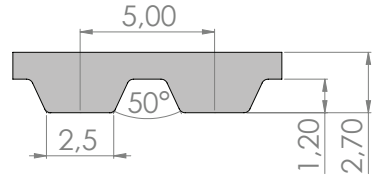


**AT 5 TİPİ KAYIŞ PROFİLİ**
*AT 5 TYPE BELT PROFILE*

## T 5-B25 AT 5-B25

**25 mm ENİNDE KAYIŞ İÇİN (HATVE : 5 mm)**
*FOR BELT WIDTH 25 mm (PITCH : 5 mm)*

| NİTELİKLER *FEATURES* | | KOD *CODE* | DİŞ SAYISI *N. OF TEETH* | TİP *TYPE* | FLANŞ TİPİ *FLANGE TYPE* | d | Dp | De | Df | F | L | Dm | AĞIRLIK *WEIGHT* Kg |
|---|---|---|---|---|---|---|---|---|---|---|---|---|---|
| ALÜMİNYUM *ALUMINIUM* | FLANŞLI *WITH FLANGES* | 10-T5-B25F | 10 | 2F | L 06 | 4 | 15,92 | 15,12 | 19,5 | 30 | 36 | 8 | 0,013 |
| | | 12-T5-B25F | 12 | 2F | L 07 | 4 | 19,10 | 18,30 | 23 | 30 | 36 | 11 | 0,020 |
| | | 14-T5-B25F | 14 | 2F | L 09 | 4 | 22,28 | 21,48 | 25 | 30 | 36 | 13 | 0,029 |
| | | 15-T5-B25F | 15 | 2F | L 10 | 6 | 23,87 | 23,07 | 28 | 30 | 36 | 16 | 0,034 |
| | | 16-T5-B25F | 16 | 2F | L 11 | 6 | 25,47 | 24,67 | 32 | 30 | 36 | 18 | 0,041 |
| | | 18-T5-B25F | 18 | 2F | L 11 | 6 | 28,65 | 27,85 | 32 | 30 | 36 | 20 | 0,052 |
| | | 19-T5-B25F | 19 | 2F | L 13 | 6 | 30,24 | 29,44 | 36 | 30 | 36 | 22 | 0,061 |
| | | 20-T5-B25F | 20 | 2F | L 13 | 6 | 31,83 | 31,03 | 36 | 30 | 36 | 23 | 0,067 |
| | | 22-T5-B25F | 22 | 2F | L 14 | 6 | 35,02 | 34,22 | 38 | 30 | 36 | 24 | 0,082 |
| | | 24-T5-B25F | 24 | 2F | L 15 | 8 | 38,20 | 37,40 | 42 | 30 | 36 | 26 | 0,097 |
| | | 25-T5-B25F | 25 | 2F | L 16 | 8 | 39,79 | 38,99 | 44 | 30 | 36 | 26 | 0,106 |
| | | 26-T5-B25F | 26 | 2F | L 16 | 8 | 41,38 | 40,58 | 44 | 30 | 36 | 26 | 0,113 |
| | | 27-T5-B25F | 27 | 2F | L 17 | 8 | 42,97 | 42,17 | 48 | 30 | 36 | 30 | 0,128 |
| | | 28-T5-B25F | 28 | 2F | L 17 | 8 | 44,56 | 43,76 | 48 | 30 | 36 | 32 | 0,138 |
| | | 30-T5-B25F | 30 | 2F | L 20 | 8 | 47,75 | 46,95 | 51 | 30 | 36 | 34 | 0,160 |
| | | 32-T5-B25F | 32 | 2F | L 22 | 8 | 50,93 | 50,13 | 54 | 30 | 36 | 38 | 0,186 |
| | | 36-T5-B25F | 36 | 2F | L 25 | 8 | 57,30 | 56,50 | 63 | 30 | 36 | 38 | 0,234 |
| | | 40-T5-B25F | 40 | 2F | L 26 | 8 | 63,66 | 62,86 | 66 | 30 | 36 | 40 | 0,287 |
| | | 42-T5-B25F | 42 | 2F | L 27 | 8 | 66,85 | 66,05 | 71 | 30 | 36 | 40 | 0,317 |
| | FLANŞSIZ *W/O FLANGES* | 44-T5-B25 | 44 | 2 | | 8 | 70,03 | 69,23 | | 30 | 36 | 45 | 0,354 |
| | | 48-T5-B25 | 48 | 2 | | 8 | 76,40 | 75,60 | | 30 | 36 | 50 | 0,426 |
| | | 60-T5-B25 | 60 | 2 | | 8 | 95,50 | 94,70 | | 30 | 36 | 65 | 0,683 |

# T 10 – AT 10 (10 MM) PROFİL PİLOT TRİGER KASNAKLAR
*T 10 – AT 10 (10 MM) PROFILE PILOT BORE TIMING BELT PULLEYS*

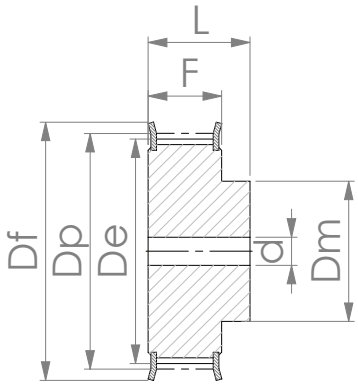


**TİP 2F**
*TYPE 2F*

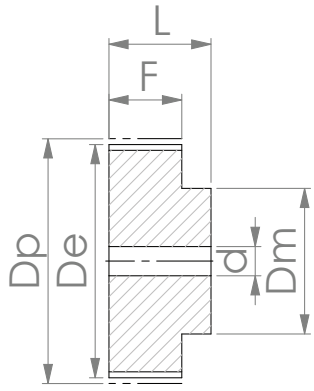


**TİP 2**
*TYPE 2*

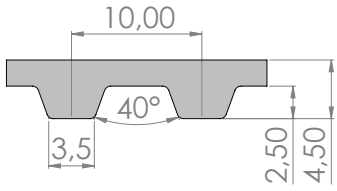


**T 10 TİPİ KAYIŞ PROFİLİ**
*T 10 TYPE BELT PROFILE*

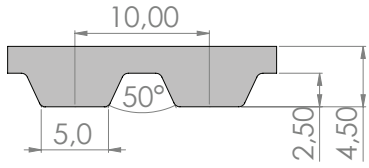


**AT 10 TİPİ KAYIŞ PROFİLİ**
*AT 10 TYPE BELT PROFILE*

## T 10-B16 AT 10-B16
**16 mm ENİNDE KAYIŞ İÇİN (HATVE : 10 mm)**
*FOR BELT WIDTH 16 mm (PITCH : 10 mm)*

| NİTELİKLER *FEATURES* | | KOD *CODE* | DİŞ SAYISI *N. OF TEETH* | TİP *TYPE* | FLANŞ TİPİ *FLANGE TYPE* | d | Dp | De | Df | F | L | Dm | AĞIRLIK *WEIGHT* Kg |
|---|---|---|---|---|---|---|---|---|---|---|---|---|---|
| ALÜMİNYUM *ALUMINIUM* | FLANŞLI *WITH FLANGES* | 12-T10-B16F | 12 | 2F | L 15 | 6 | 38,20 | 36,34 | 42 | 21 | 31 | 28 | 0,074 |
| | | 14-T10-B16F | 14 | 2F | L 17 | 8 | 44,56 | 42,70 | 48 | 21 | 31 | 32 | 0,101 |
| | | 15-T10-B16F | 15 | 2F | L 20 | 8 | 47,75 | 45,89 | 51 | 21 | 31 | 32 | 0,114 |
| | | 16-T10-B16F | 16 | 2F | L 22 | 8 | 50,93 | 49,07 | 54 | 21 | 31 | 35 | 0,134 |
| | | 18-T10-B16F | 18 | 2F | L 24 | 8 | 57,30 | 55,44 | 60 | 21 | 31 | 40 | 0,174 |
| | | 19-T10-B16F | 19 | 2F | L 26 | 8 | 60,48 | 58,62 | 66 | 21 | 31 | 44 | 0,202 |
| | | 20-T10-B16F | 20 | 2F | L 26 | 8 | 63,66 | 61,80 | 66 | 21 | 31 | 46 | 0,221 |
| | | 22-T10-B16F | 22 | 2F | L 28 | 8 | 70,03 | 68,17 | 75 | 21 | 31 | 52 | 0,279 |
| | | 24-T10-B16F | 24 | 2F | L 30 | 8 | 76,40 | 74,54 | 83 | 21 | 31 | 58 | 0,341 |
| | | 25-T10-B16F | 25 | 2F | L 30 | 8 | 79,58 | 77,72 | 83 | 21 | 31 | 60 | 0,366 |
| | | 26-T10-B16F | 26 | 2F | L 31 | 8 | 82,76 | 80,90 | 87 | 21 | 31 | 60 | 0,392 |
| | | 27-T10-B16F | 27 | 2F | L 32 | 8 | 85,95 | 84,09 | 91 | 21 | 31 | 60 | 0,420 |
| | | 28-T10-B16F | 28 | 2F | L 33 | 8 | 89,13 | 87,27 | 93 | 21 | 31 | 60 | 0,446 |
| | | 30-T10-B16F | 30 | 2F | L 35 | 8 | 95,50 | 93,64 | 97 | 21 | 31 | 60 | 0,498 |
| | | 32-T10-B16F | 32 | 2F | L 37 | 10 | 101,86 | 100,00 | 106 | 21 | 31 | 65 | 0,574 |
| | | 36-T10-B16F | 36 | 2F | L 41 | 10 | 114,59 | 112,73 | 119 | 21 | 31 | 70 | 0,725 |
| | | 40-T10-B16F | 40 | 2F | L 45 | 10 | 127,33 | 125,47 | 131 | 21 | 31 | 80 | 0,911 |
| | FLANŞSIZ *W/O FLANGES* | 44-T10-B16 | 44 | 2 | | 10 | 140,06 | 138,20 | | 21 | 31 | 88 | 1,106 |
| | | 48-T10-B16 | 48 | 2 | | 16 | 152,79 | 150,93 | | 21 | 31 | 95 | 1,309 |
| | | 60-T10-B16 | 60 | 2 | | 16 | 190,99 | 189,13 | | 21 | 31 | 110 | 2,032 |

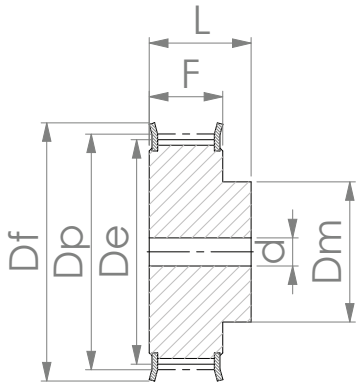


**TİP 2F**
*TYPE 2F*

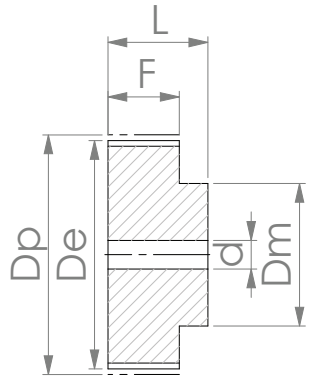


**TİP 2**
*TYPE 2*

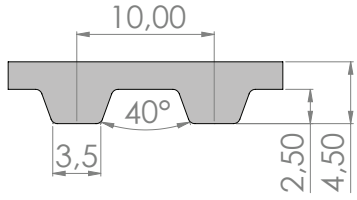


**T 10 TİPİ KAYIŞ PROFİLİ**
*T 10 TYPE BELT PROFILE*

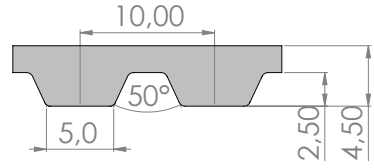


**AT 10 TİPİ KAYIŞ PROFİLİ**
*AT 10 TYPE BELT PROFILE*

## T 10-B25 AT 10-B25

**25 mm ENİNDE KAYIŞ İÇİN (HATVE : 10 mm)**
*FOR BELT WIDTH 25 mm (PITCH : 10 mm)*

| NİTELİKLER *FEATURES* | | KOD *CODE* | DİŞ SAYISI *N. OF TEETH* | TİP *TYPE* | FLANŞ TİPİ *FLANGE TYPE* | d | Dp | De | Df | F | L | Dm | AĞIRLIK *WEIGHT* Kg |
|---|---|---|---|---|---|---|---|---|---|---|---|---|---|
| ALÜMİNYUM *ALUMINIUM* | FLANŞLI *WITH FLANGES* | 12-T10-B25F | 12 | 2F | L 15 | 6 | 38,20 | 36,34 | 42 | 30 | 40 | 28 | 0,096 |
| | | 14-T10-B25F | 14 | 2F | L 17 | 8 | 44,56 | 42,70 | 48 | 30 | 40 | 32 | 0,133 |
| | | 15-T10-B25F | 15 | 2F | L 20 | 8 | 47,75 | 45,89 | 51 | 30 | 40 | 32 | 0,152 |
| | | 16-T10-B25F | 16 | 2F | L 22 | 8 | 50,93 | 49,07 | 54 | 30 | 40 | 35 | 0,177 |
| | | 18-T10-B25F | 18 | 2F | L 24 | 8 | 57,30 | 55,44 | 60 | 30 | 40 | 40 | 0,231 |
| | | 19-T10-B25F | 19 | 2F | L 26 | 8 | 60,48 | 58,62 | 66 | 30 | 40 | 44 | 0,267 |
| | | 20-T10-B25F | 20 | 2F | L 26 | 8 | 63,66 | 61,80 | 66 | 30 | 40 | 46 | 0,294 |
| | | 22-T10-B25F | 22 | 2F | L 28 | 8 | 70,03 | 68,17 | 75 | 30 | 40 | 52 | 0,369 |
| | | 24-T10-B25F | 24 | 2F | L 30 | 8 | 76,40 | 74,54 | 83 | 30 | 40 | 58 | 0,450 |
| | | 25-T10-B25F | 25 | 2F | L 30 | 8 | 79,58 | 77,72 | 83 | 30 | 40 | 60 | 0,485 |
| | | 26-T10-B25F | 26 | 2F | L 31 | 8 | 82,76 | 80,90 | 87 | 30 | 40 | 60 | 0,522 |
| | | 27-T10-B25F | 27 | 2F | L 32 | 8 | 85,95 | 84,09 | 91 | 30 | 40 | 60 | 0,560 |
| | | 28-T10-B25F | 28 | 2F | L 33 | 8 | 89,13 | 87,27 | 93 | 30 | 40 | 60 | 0,598 |
| | | 30-T10-B25F | 30 | 2F | L 35 | 8 | 95,50 | 93,64 | 97 | 30 | 40 | 60 | 0,674 |
| | | 32-T10-B25F | 32 | 2F | L 37 | 10 | 101,86 | 100,00 | 106 | 30 | 40 | 65 | 0,776 |
| | | 36-T10-B25F | 36 | 2F | L 41 | 10 | 114,59 | 112,73 | 119 | 30 | 40 | 70 | 0,984 |
| | | 40-T10-B25F | 40 | 2F | L 45 | 10 | 127,33 | 125,47 | 131 | 30 | 40 | 80 | 1,234 |
| | FLANŞSIZ *W/O FLANGES* | 44-T10-B25 | 44 | 2 | | 10 | 140,06 | 138,20 | | 30 | 40 | 88 | 1,501 |
| | | 48-T10-B25 | 48 | 2 | | 16 | 152,79 | 150,93 | | 30 | 40 | 95 | 1,778 |
| | | 60-T10-B25 | 60 | 2 | | 16 | 190,99 | 189,13 | | 30 | 40 | 110 | 2,780 |

## T 10-B32 AT 10-B32

**32 mm ENİNDE KAYIŞ İÇİN (HATVE : 10 mm)**
*FOR BELT WIDTH 32 mm (PITCH : 10 mm)*

| NİTELİKLER *FEATURES* | | KOD *CODE* | DİŞ SAYISI *N. OF TEETH* | TİP *TYPE* | FLANŞ TİPİ *FLANGE TYPE* | d | Dp | De | Df | F | L | Dm | AĞIRLIK *WEIGHT* Kg |
|---|---|---|---|---|---|---|---|---|---|---|---|---|---|
| ALÜMİNYUM *ALUMINIUM* | FLANŞLI *WITH FLANGES* | 18-T10-B32F | 18 | 2F | L 24 | 10 | 57,30 | 55,44 | 60 | 37 | 47 | 40 | 0,272 |
| | | 19-T10-B32F | 19 | 2F | L 26 | 10 | 60,48 | 58,62 | 66 | 37 | 47 | 44 | 0,313 |
| | | 20-T10-B32F | 20 | 2F | L 26 | 12 | 63,66 | 61,80 | 66 | 37 | 47 | 46 | 0,342 |
| | | 22-T10-B32F | 22 | 2F | L 28 | 12 | 70,03 | 68,17 | 75 | 37 | 47 | 52 | 0,429 |
| | | 24-T10-B32F | 24 | 2F | L 30 | 12 | 76,40 | 74,54 | 83 | 37 | 47 | 58 | 0,526 |
| | | 25-T10-B32F | 25 | 2F | L 30 | 12 | 79,58 | 77,72 | 83 | 37 | 47 | 60 | 0,569 |
| | | 26-T10-B32F | 26 | 2F | L 31 | 12 | 82,76 | 80,90 | 87 | 37 | 47 | 60 | 0,613 |
| | | 27-T10-B32F | 27 | 2F | L 32 | 12 | 85,95 | 84,09 | 91 | 37 | 47 | 60 | 0,660 |
| | | 28-T10-B32F | 28 | 2F | L 33 | 12 | 89,13 | 87,27 | 93 | 37 | 47 | 60 | 0,707 |
| | | 30-T10-B32F | 30 | 2F | L 35 | 12 | 95,50 | 93,64 | 97 | 37 | 47 | 60 | 0,802 |
| | | 32-T10-B32F | 32 | 2F | L 37 | 12 | 101,86 | 100,00 | 106 | 37 | 47 | 65 | 0,927 |
| | | 36-T10-B32F | 36 | 2F | L 41 | 16 | 114,59 | 112,73 | 119 | 37 | 47 | 70 | 1,167 |
| | | 40-T10-B32F | 40 | 2F | L 45 | 16 | 127,33 | 125,47 | 131 | 37 | 47 | 80 | 1,467 |
| | FLANŞSIZ *W/O FLANGES* | 44-T10-B32 | 44 | 2 | | 16 | 140,06 | 138,20 | | 37 | 47 | 88 | 1,790 |
| | | 48-T10-B32 | 48 | 2 | | 16 | 152,79 | 150,93 | | 37 | 47 | 95 | 2,144 |
| | | 60-T10-B32 | 60 | 2 | | 16 | 190,99 | 189,13 | | 37 | 47 | 110 | 3,362 |

## T 10-B50 AT 10-B50

**50 mm ENİNDE KAYIŞ İÇİN (HATVE : 10 mm)**
*FOR BELT WIDTH 50 mm (PITCH : 10 mm)*

| NİTELİKLER *FEATURES* | | KOD *CODE* | DİŞ SAYISI *N. OF TEETH* | TİP *TYPE* | FLANŞ TİPİ *FLANGE TYPE* | d | Dp | De | Df | F | L | Dm | AĞIRLIK WEIGHT Kg |
|---|---|---|---|---|---|---|---|---|---|---|---|---|---|
| ALÜMİNYUM *ALUMINIUM* | FLANŞLI *WITH FLANGES* | 18-T10-B50F | 18 | 2F | L 24 | 10 | 57,30 | 55,44 | 60 | 56 | 66 | 40 | 0,391 |
| | | 19-T10-B50F | 19 | 2F | L 26 | 10 | 60,48 | 58,62 | 66 | 56 | 66 | 44 | 0,449 |
| | | 20-T10-B50F | 20 | 2F | L 26 | 12 | 63,66 | 61,80 | 66 | 56 | 66 | 46 | 0,492 |
| | | 22-T10-B50F | 22 | 2F | L 28 | 12 | 70,03 | 68,17 | 75 | 56 | 66 | 52 | 0,616 |
| | | 24-T10-B50F | 24 | 2F | L 30 | 12 | 76,40 | 74,54 | 83 | 56 | 66 | 58 | 0,752 |
| | | 25-T10-B50F | 25 | 2F | L 30 | 12 | 79,58 | 77,72 | 83 | 56 | 66 | 60 | 0,816 |
| | | 26-T10-B50F | 26 | 2F | L 31 | 12 | 82,76 | 80,90 | 87 | 56 | 66 | 60 | 0,883 |
| | | 27-T10-B50F | 27 | 2F | L 32 | 12 | 85,95 | 84,09 | 91 | 56 | 66 | 60 | 0,957 |
| | | 28-T10-B50F | 28 | 2F | L 33 | 12 | 89,13 | 87,27 | 93 | 56 | 66 | 60 | 1,023 |
| | | 30-T10-B50F | 30 | 2F | L 35 | 12 | 95,50 | 93,64 | 97 | 56 | 66 | 60 | 1,166 |
| | | 32-T10-B50F | 32 | 2F | L 37 | 12 | 101,86 | 100,00 | 106 | 56 | 66 | 65 | 1,353 |
| | | 36-T10-B50F | 36 | 2F | L 41 | 16 | 114,59 | 112,73 | 119 | 56 | 66 | 70 | 1,705 |
| | | 40-T10-B50F | 40 | 2F | L 45 | 16 | 127,33 | 125,47 | 131 | 56 | 66 | 80 | 2,145 |
| | FLANŞSIZ *W/O FLANGES* | 44-T10-B50 | 44 | 2 | | 16 | 140,06 | 138,20 | | 56 | 66 | 88 | 2,615 |
| | | 48-T10-B50 | 48 | 2 | | 16 | 152,79 | 150,93 | | 56 | 66 | 95 | 3,135 |
| | | 60-T10-B50 | 60 | 2 | | 16 | 190,99 | 189,13 | | 56 | 66 | 110 | 4,940 |

# T 20 – AT 20 (20 MM) PROFİL PİLOT TRİGER KASNAKLAR
*T 20 – AT 20 (20 MM) PROFILE PILOT BORE TIMING BELT PULLEYS*

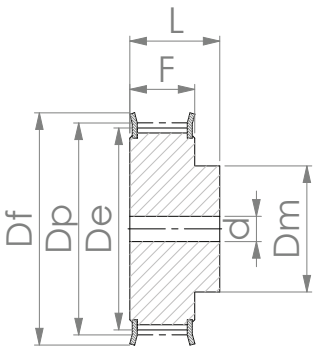


**TİP 2F**
*TYPE 2F*

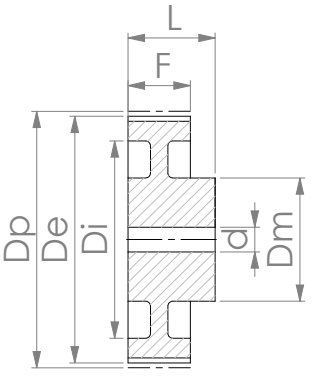


**TİP 4W**
*TYPE 4W*

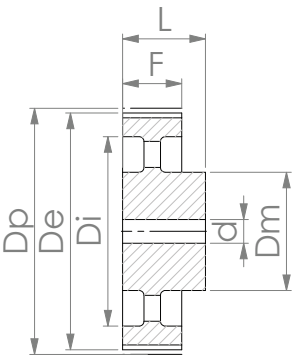


**TİP 4A**
*TYPE 4A*

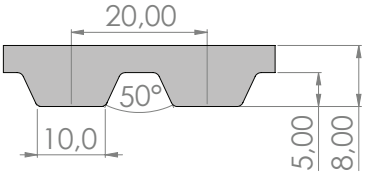


**AT 20 TİPİ KAYIŞ PROFİLİ**
*AT 20 TYPE BELT PROFILE*

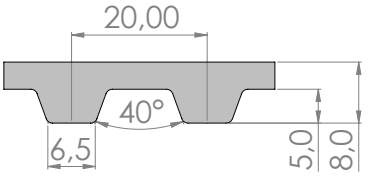


**T 20 TİPİ KAYIŞ PROFİLİ**
*T 20 TYPE BELT PROFILE*

## T 20-B32 AT 20-B32

**32 mm ENİNDE KAYIŞ İÇİN (HATVE : 20 mm)**
*FOR BELT WIDTH 32 mm (PITCH : 20 mm)*

| NİTELİKLER *FEATURES* | | KOD *CODE* | DİŞ SAYISI *N. OF TEETH* | TİP *TYPE* | FLANŞ TİPİ *FLANGE TYPE* | d | Dp | De | Df | Di | F | L | Dm | AĞIRLIK *WEIGHT* Kg |
|---|---|---|---|---|---|---|---|---|---|---|---|---|---|---|
| ÇELİK *STEEL* | FLANŞLI *WITH FLANGES* | 18-T20-B32F | 18 | 2F | M 40 | 15 | 114,59 | 111,77 | 119 | | 38 | 53 | 80 | 3,23 |
| | | 20-T20-B32F | 20 | 2F | M 47 | 15 | 127,33 | 124,51 | 138 | | 38 | 53 | 90 | 4,10 |
| | | 22-T20-B32F | 22 | 2F | M 50 | 15 | 140,06 | 137,24 | 146 | | 38 | 53 | 90 | 4,83 |
| | | 24-T20-B32F | 24 | 2F | M 55 | 15 | 152,79 | 149,97 | 160 | | 38 | 53 | 95 | 5,76 |
| | | 25-T20-B32F | 25 | 2F | M 56 | 15 | 159,16 | 156,34 | 168 | | 38 | 53 | 95 | 6,23 |
| | | 30-T20-B32F | 30 | 2F | M 65 | 15 | 190,99 | 188,17 | 200 | | 38 | 53 | 110 | 9,08 |
| | FLANSSIZ *W/O FLANGES* | 32-T20-B32 | 32 | 4W | | 18 | 203,72 | 200,90 | | 170 | 38 | 53 | 110 | 7,35 |
| | | 36-T20-B32 | 36 | 4W | | 18 | 229,19 | 226,37 | | 195 | 38 | 53 | 110 | 8,39 |
| | | 40-T20-B32 | 40 | 4A | | 20 | 254,66 | 251,84 | | 220 | 38 | 53 | 110 | 8,06 |
| | | 48-T20-B32 | 48 | 4A | | 20 | 305,59 | 302,77 | | 270 | 38 | 53 | 130 | 10,95 |
| | | 60-T20-B32 | 60 | 4A | | 20 | 381,98 | 379,16 | | 340 | 38 | 53 | 130 | 14,04 |

## T 20-B50 AT 20-B50

**50 mm ENİNDE KAYIŞ İÇİN (HATVE : 20 mm)**
*FOR BELT WIDTH 50 mm (PITCH : 20 mm)*

| NİTELİKLER *FEATURES* | | KOD *CODE* | DİŞ SAYISI *N. OF TEETH* | TİP *TYPE* | FLANŞ TİPİ *FLANGE TYPE* | d | Dp | De | Df | Di | F | L | Dm | AĞIRLIK WEIGHT Kg |
|---|---|---|---|---|---|---|---|---|---|---|---|---|---|---|
| ÇELİK *STEEL* | FLANŞLI *WITH FLANGES* | 18-T20-B50F | 18 | 2F | M 40 | 18 | 114,59 | 111,77 | 119 | | 56 | 71 | 80 | 4,42 |
| | | 20-T20-B50F | 20 | 2F | M 47 | 18 | 127,33 | 124,51 | 138 | | 56 | 71 | 90 | 5,62 |
| | | 22-T20-B50F | 22 | 2F | M 50 | 18 | 140,06 | 137,24 | 146 | | 56 | 71 | 90 | 6,70 |
| | | 24-T20-B50F | 24 | 2F | M 55 | 18 | 152,79 | 149,97 | 160 | | 56 | 71 | 95 | 8,04 |
| | | 25-T20-B50F | 25 | 2F | M 56 | 18 | 159,16 | 156,34 | 168 | | 56 | 71 | 95 | 8,71 |
| | | 30-T20-B50F | 30 | 2F | M 65 | 18 | 190,99 | 188,17 | 200 | | 56 | 71 | 110 | 12,77 |
| | FLANŞSIZ *W/O FLANGES* | 32-T20-B50 | 32 | 4W | | 20 | 203,72 | 200,90 | | 170 | 56 | 71 | 110 | 9,99 |
| | | 36-T20-B50 | 36 | 4W | | 20 | 229,19 | 226,37 | | 195 | 56 | 71 | 110 | 10,87 |
| | | 40-T20-B50 | 40 | 4A | | 20 | 254,66 | 251,84 | | 220 | 56 | 71 | 110 | 11,06 |
| | | 48-T20-B50 | 48 | 4A | | 24 | 305,59 | 302,77 | | 270 | 56 | 71 | 130 | 14,98 |
| | | 60-T20-B50 | 60 | 4A | | 24 | 381,98 | 379,16 | | 340 | 56 | 71 | 130 | 19,30 |

## T 20-B100 AT 20-B100

**100 mm ENİNDE KAYIŞ İÇİN (HATVE : 20 mm)**
*FOR BELT WIDTH 100 mm (PITCH : 20 mm)*

| NİTELİKLER *FEATURES* | | KOD *CODE* | DİŞ SAYISI *N. OF TEETH* | TİP *TYPE* | FLANŞ TİPİ *FLANGE TYPE* | d | Dp | De | Df | Di | F | L | Dm | AĞIRLIK WEIGHT Kg |
|---|---|---|---|---|---|---|---|---|---|---|---|---|---|---|
| ÇELİK *STEEL* | FLANŞLI *WITH FLANGES* | 18-T20-B100F | 18 | 2F | M 40 | 24 | 114,59 | 111,77 | 119 | | 108 | 123 | 80 | 7,76 |
| | | 20-T20-B100F | 20 | 2F | M 47 | 24 | 127,33 | 124,51 | 138 | | 108 | 123 | 90 | 9,89 |
| | | 22-T20-B100F | 22 | 2F | M 50 | 24 | 140,06 | 137,24 | 146 | | 108 | 123 | 90 | 12,02 |
| | | 24-T20-B100F | 24 | 2F | M 55 | 24 | 152,79 | 149,97 | 160 | | 108 | 123 | 95 | 14,50 |
| | | 25-T20-B100F | 25 | 2F | M 56 | 24 | 159,16 | 156,34 | 168 | | 108 | 123 | 95 | 15,78 |
| | | 30-T20-B100F | 30 | 2F | M 65 | 24 | 190,99 | 188,17 | 200 | | 108 | 123 | 110 | 23,31 |
| | FLANŞSIZ *W/O FLANGES* | 32-T20-B100 | 32 | 4W | | 32 | 203,72 | 200,90 | | 170 | 108 | 123 | 110 | 16,60 |
| | | 36-T20-B100 | 36 | 4W | | 32 | 229,19 | 226,37 | | 195 | 108 | 123 | 110 | 18,61 |
| | | 40-T20-B100 | 40 | 4A | | 32 | 254,66 | 251,84 | | 220 | 108 | 123 | 110 | 19,33 |
| | | 48-T20-B100 | 48 | 4A | | 32 | 305,59 | 302,77 | | 270 | 108 | 123 | 130 | 26,05 |
| | | 60-T20-B100 | 60 | 4A | | 32 | 381,98 | 379,16 | | 340 | 108 | 123 | 130 | 33,62 |

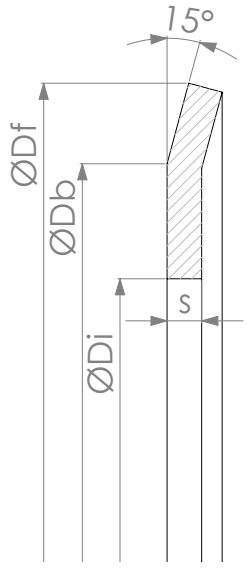


s= { K, 0,5 mm; L, 1 mm; M, 1,5 mm; N, 2,5 mm; P, 4 mm }

| DİŞ SAYISI *N. OF TEETH* | FLANŞ TİPİ *FLANGE TYPE* | | | |
|---|---|---|---|---|
| | T 2,5 s=0,5 mm | T/AT 5 s=1 mm | T/AT 10 s=1 mm | T/AT 20 s=1,5 mm |
| 10 | | L 06 | | |
| 12 | K 01 | L 07 | L 15 | |
| 14 | K 02 | L 09 | L 17 | |
| 15 | K 02 | L 10 | L 20 | |
| 16 | K 03 | L 11 | L 22 | |
| 18 | K 04 | L 11 | L 24 | M 40 |
| 19 | K 05 | L 13 | L 26 | |
| 20 | K 06 | L 13 | L 26 | M 47 |
| 22 | K 07 | L 14 | L 28 | M 50 |
| 24 | K 08 | L 15 | L 30 | M 55 |
| 25 | K 08 | L 16 | L 30 | M 56 |
| 26 | K 09 | L 16 | L 31 | |
| 27 | | L 17 | L 32 | |
| 28 | K 09 | L 17 | L 33 | |
| 30 | K 10 | L 20 | L 35 | M 65 |
| 32 | K 11 | L 22 | L 37 | |
| 36 | K 13 | L 25 | L 41 | |
| 40 | K 14 | L 26 | L 45 | |
| 42 | | L 27 | | |
| 44 | K 15 | | | |

| FLANŞ NO *FLANGE NO* | Df | Db | Di |
|---|---|---|---|
| 01 | 13 | 10 | 6 |
| 02 | 15 | 12 | 8 |
| 03 | 16 | 13 | 9,5 |
| 04 | 17,5 | 14,5 | 10,5 |
| 05 | 18 | 15 | 11,5 |
| 06 | 19,5 | 17,5 | 12 |
| 07 | 23 | 20 | 12 |
| 08 | 23 | 20 | 14 |
| 09 | 25 | 22 | 15 |
| 10 | 28 | 24 | 18 |
| 11 | 32 | 28 | 21,5 |
| 13 | 36 | 31 | 25 |
| 14 | 38 | 34 | 28 |
| 15 | 42 | 38 | 30,5 |
| 16 | 44 | 40 | 33 |
| 17 | 48 | 43,5 | 37 |
| 20 | 51 | 47,5 | 40 |
| 22 | 54 | 50,5 | 43 |
| 24 | 60 | 57 | 47 |
| 25 | 63 | 57 | 48 |
| 26 | 66 | 61,5 | 52 |
| 27 | 71 | 65 | 56 |
| 28 | 75 | 68,5 | 60 |
| 30 | 83 | 76,5 | 68 |
| 31 | 87 | 82,5 | 72 |
| 32 | 91 | 85,5 | 76 |
| 33 | 93 | 89 | 80 |
| 35 | 97 | 93 | 83 |
| 37 | 106 | 101 | 90 |
| 40 | 119 | 113,5 | 99 |
| 41 | 119 | 113,5 | 103 |
| 45 | 131 | 125,5 | 115 |
| 47 | 138 | 130 | 108 |
| 50 | 146 | 138 | 116 |
| 55 | 160 | 150 | 128 |
| 56 | 168 | 162 | 135 |
| 65 | 200 | 193 | 172 |

# Whitworth Hatveli Pilot Triger Kasnaklar

*Withworth Pitch Pilot Bore Timing Belt Pulleys*




GÜLÖZ

# MXL (2,032 MM - 0,080'') PROFİL PİLOT TRİGER KASNAKLAR
*MXL (2,032 MM - 0,080'') PROFILE PILOT BORE TIMING BELT PULLEYS*

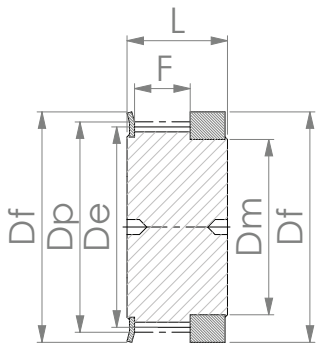


**TİP 1F**
*TYPE 1F*

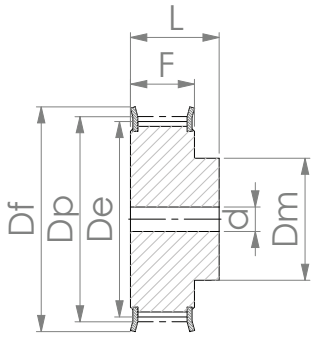


**TİP 2F**
*TYPE 2F*

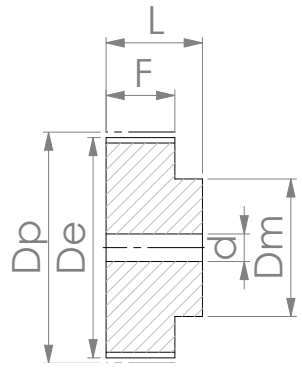


**TİP 2**
*TYPE 2*

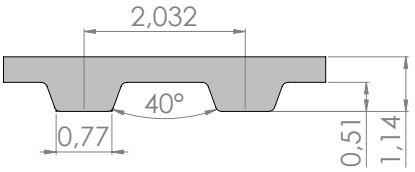


**MXL TİPİ KAYIŞ PROFİLİ**
*MXL TYPE BELT PROFILE*

## MXL 025

**0,25" (6,35 mm) ENİNDE KAYIŞ İÇİN (HATVE : 0,080" - 2,032 mm)**
*FOR BELT WIDTH 0,25" (6,35 mm) (PITCH : 0,080" - 2,032 mm)*

| NİTELİKLER *FEATURES* | | KOD *CODE* | DİŞ SAYISI *N. OF TEETH* | TİP *TYPE* | FLANŞ TİPİ *FLANGE TYPE* | d | Dp | De | Df | F | L | Dm | AĞIRLIK *WEIGHT* Kg |
|---|---|---|---|---|---|---|---|---|---|---|---|---|---|
| ALÜMİNYUM *ALUMINIUM* | FLANŞLI *WITH FLANGES* | 16-MXL-025F | 16 | 1F | K 01 | | 10,35 | 9,84 | 13 | 8,5 | 16 | 8 | 0,004 |
| | | 18-MXL-025F | 18 | 1F | K 02 | | 11,64 | 11,13 | 15 | 8,5 | 16 | 9,5 | 0,005 |
| | | 20-MXL-025F | 20 | 1F | K 03 | | 12,94 | 12,43 | 16 | 8,5 | 16 | 9,5 | 0,006 |
| | | 22-MXL-025F | 22 | 2F | K 04 | 3 | 14,23 | 13,72 | 17,5 | 11 | 16 | 10 | 0,005 |
| | | 24-MXL-025F | 24 | 2F | K 06 | 3 | 15,52 | 15,01 | 19,5 | 11 | 16 | 10 | 0,006 |
| | | 28-MXL-025F | 28 | 2F | K 07 | 3 | 18,11 | 17,60 | 23 | 11 | 16 | 11 | 0,008 |
| | | 30-MXL-025F | 30 | 2F | K 09 | 4 | 19,40 | 18,89 | 25 | 11 | 16 | 12 | 0,010 |
| | | 32-MXL-025F | 32 | 2F | K 09 | 4 | 20,70 | 20,19 | 25 | 11 | 16 | 14 | 0,011 |
| | | 36-MXL-025F | 36 | 2F | K 10 | 4 | 23,29 | 22,78 | 28 | 11 | 16 | 16 | 0,015 |
| | | 40-MXL-025F | 40 | 2F | K 11 | 4 | 25,87 | 25,36 | 32 | 11 | 16 | 18 | 0,019 |
| | | 42-MXL-025F | 42 | 2F | K 11 | 5 | 27,17 | 26,66 | 32 | 11 | 16 | 18 | 0,020 |
| | | 44-MXL-025F | 44 | 2F | K 11 | 5 | 28,46 | 27,95 | 32 | 11 | 16 | 18 | 0,021 |
| | FLANŞSIZ *W/O FLANGES* | 48-MXL-025 | 48 | 2 | | 5 | 31,05 | 30,54 | | 11 | 16 | 20 | 0,026 |
| | | 60-MXL-025 | 60 | 2 | | 5 | 38,81 | 38,30 | | 11 | 16 | 24 | 0,041 |
| | | 72-MXL-025 | 72 | 2 | | 6 | 46,57 | 46,06 | | 11 | 16 | 25 | 0,057 |

# XL (5,08 MM – 1/5'') PROFİL PİLOT TRİGER KASNAKLAR
## *XL (5,08 MM – 1/5'') PROFILE PILOT BORE TIMING BELT PULLEYS*

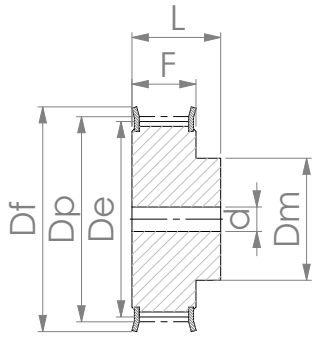


**TİP 2F**
*TYPE 2F*

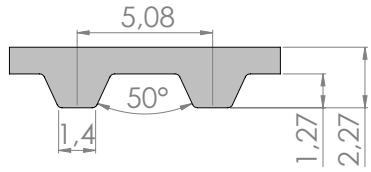


**XL TİPİ KAYIŞ PROFİLİ**
*XL TYPE BELT PROFILE*

## XL 037

**0,37" (9,40 mm) ENİNDE KAYIŞ İÇİN (HATVE : 1/5" - 5,08 mm)**
*FOR BELT WIDTH 0,37" (9,40 mm) (PITCH : 1/5" - 5,08 mm)*

| NİTELİKLER *FEATURES* | | KOD *CODE* ALÜMİNYUM *ALUMINIUM* | KOD *CODE* ÇELİK *STEEL* | DİŞ SAYISI *N. OF TEETH* | TİP *TYPE* | FLANŞ TİPİ *FLANGE TYPE* | d | Dp | De | Df | Di | F | L | Dm | AĞIRLIK *WEIGHT* Kg ALÜMİNYUM *ALUMINIUM* | AĞIRLIK *WEIGHT* Kg ÇELİK *STEEL* |
|---|---|---|---|---|---|---|---|---|---|---|---|---|---|---|---|---|
| ALÜMİNYUM VE ÇELİK *ALUMINIUM AND STEEL* | FLANŞLI *WITH FLANGES* | 10-XL-037-AF | 10-XL-037-SF | 10 | 2F | L 07 | 4,00 | 16,17 | 15,66 | 23 | | 14,3 | 20,000 | 9,5 | 0,009 | 0,023 |
| | | 11-XL-037-AF | 11-XL-037-SF | 11 | 2F | L 07 | 4,00 | 17,79 | 17,28 | 23 | | 14,3 | 20,000 | 9,5 | 0,010 | 0,026 |
| | | 12-XL-037-AF | 12-XL-037-SF | 12 | 2F | L 09 | 4,00 | 19,40 | 18,89 | 25 | | 14,3 | 20,000 | 10 | 0,012 | 0,032 |
| | | 13-XL-037-AF | 13-XL-037-SF | 13 | 2F | L 09 | 4,00 | 21,02 | 20,51 | 25 | | 14,3 | 20,000 | 10 | 0,014 | 0,036 |
| | | 14-XL-037-AF | 14-XL-037-SF | 14 | 2F | L 10 | 4,00 | 22,64 | 22,13 | 28 | | 14,3 | 20,000 | 15 | 0,019 | 0,048 |
| | | 15-XL-037-AF | 15-XL-037-SF | 15 | 2F | L 10 | 6,00 | 24,26 | 23,75 | 28 | | 14,3 | 20,000 | 15 | 0,019 | 0,050 |
| | | 16-XL-037-AF | 16-XL-037-SF | 16 | 2F | L 11 | 6,00 | 25,87 | 25,36 | 32 | | 14,3 | 20,000 | 16 | 0,024 | 0,061 |
| | | 17-XL-037-AF | 17-XL-037-SF | 17 | 2F | L 11 | 6,00 | 27,49 | 26,98 | 32 | | 14,3 | 20,000 | 20 | 0,028 | 0,072 |
| | | 18-XL-037-AF | 18-XL-037-SF | 18 | 2F | L 13 | 6,00 | 29,11 | 28,60 | 36 | | 14,3 | 20,000 | 20 | 0,032 | 0,083 |
| | | 19-XL-037-AF | 19-XL-037-SF | 19 | 2F | L 13 | 6,00 | 30,72 | 30,21 | 36 | | 14,3 | 22,000 | 20 | 0,036 | 0,093 |
| | | 20-XL-037-AF | 20-XL-037-SF | 20 | 2F | L 14 | 6,00 | 32,34 | 31,83 | 38 | | 14,3 | 22,000 | 23,5 | 0,043 | 0,111 |
| | | 21-XL-037-AF | 21-XL-037-SF | 21 | 2F | L 14 | 6,00 | 33,96 | 33,45 | 38 | | 14,3 | 22,000 | 23,5 | 0,045 | 0,117 |
| | | 22-XL-037-AF | 22-XL-037-SF | 22 | 2F | L 15 | 6,00 | 35,58 | 35,07 | 42 | | 14,3 | 22,000 | 25 | 0,051 | 0,134 |
| | | 24-XL-037-AF | 24-XL-037-SF | 24 | 2F | L 16 | 6,00 | 38,81 | 38,30 | 44 | | 14,3 | 22,000 | 30 | 0,064 | 0,166 |
| | | 26-XL-037-AF | 26-XL-037-SF | 26 | 2F | L 17 | 8,00 | 42,04 | 41,53 | 48 | | 14,3 | 22,000 | 30 | 0,072 | 0,187 |
| | | 27-XL-037-AF | 27-XL-037-SF | 27 | 2F | L 17 | 8,00 | 43,66 | 43,15 | 48 | | 14,3 | 22,000 | 34 | 0,080 | 0,208 |
| | | 28-XL-037-AF | 28-XL-037-SF | 28 | 2F | L 20 | 8,00 | 45,28 | 44,77 | 51 | | 14,3 | 22,000 | 34 | 0,086 | 0,223 |
| | | 29-XL-037-AF | 29-XL-037-SF | 29 | 2F | L 20 | 8,00 | 46,89 | 46,38 | 51 | | 14,3 | 22,000 | 34 | 0,090 | 0,233 |
| | | 30-XL-037-AF | 30 XL-037-SF | 30 | 2F | L 22 | 8,00 | 48,51 | 48,00 | 54 | | 14,3 | 22,000 | 38 | 0,101 | 0,263 |
| | | 32-XL-037-AF | 32-XL-037-SF | 32 | 2F | L 23 | 8,00 | 51,75 | 51,24 | 57 | | 14,3 | 25,000 | 38 | 0,122 | 0,318 |

# XL (5,08 MM – 1/5'') PROFİL PİLOT TRİGER KASNAKLAR
*XL (5,08 MM – 1/5'') PROFILE PILOT BORE TIMING BELT PULLEYS*

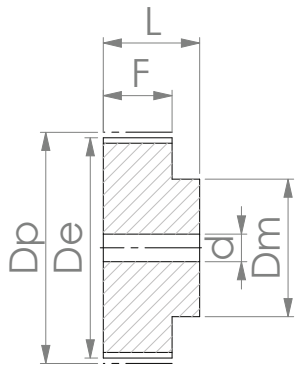


**TİP 2**
*TYPE 2*

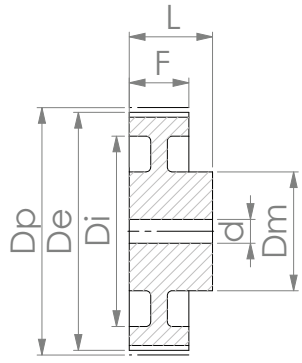


**TİP 4W**
*TYPE 4W*

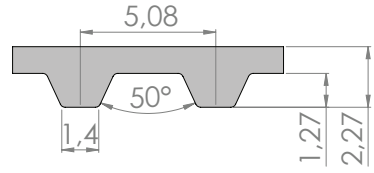


**XL TİPİ KAYIŞ PROFİLİ**
*XL TYPE BELT PROFILE*

## XL 037

**0,37" (9,40 mm) ENİNDE KAYIŞ İÇİN (HATVE : 1/5" - 5,08 mm)**
*FOR BELT WIDTH 0,37" (9,40 mm) (PITCH : 1/5" - 5,08 mm)*

| NİTELİKLER *FEATURES* | | KOD *CODE* ALÜMİNYUM *ALUMINIUM* | KOD *CODE* ÇELİK *STEEL* | DİŞ SAYISI *N. OF TEETH* | TİP *TYPE* | FLANŞ TİPİ *FLANGE TYPE* | d | Dp | De | Df | Di | F | L | Dm | AĞIRLIK *WEIGHT* Kg ALÜMİNYUM *ALUMINIUM* | AĞIRLIK *WEIGHT* Kg ÇELİK *STEEL* |
|---|---|---|---|---|---|---|---|---|---|---|---|---|---|---|---|---|
| ALÜMİNYUM VE ÇELİK *ALUMINIUM AND STEEL* | FLANSSIZ *W/O FLANGES* | 34-XL-037-A | 34-XL-037-S | 34 | 2 | | 8,00 | 54,98 | 54,47 | | | 14,3 | 25,000 | 45 | 0,147 | 0,381 |
| | | 35-XL-037-A | 35-XL-037-S | 35 | 2 | | 8,00 | 56,60 | 56,09 | | | 14,3 | 25,000 | 45 | 0,153 | 0,397 |
| | | 36-XL-037-A | 36-XL-037-S | 36 | 2 | | 8,00 | 58,21 | 57,70 | | | 14,3 | 25,000 | 45 | 0,159 | 0,413 |
| | | 38-XL-037-A | 38-XL-037-S | 38 | 2 | | 8,00 | 61,45 | 60,94 | | | 14,3 | 25,000 | 45 | 0,172 | 0,447 |
| | | 39-XL-037-A | 39-XL-037-S | 39 | 2 | | 8,00 | 63,07 | 62,56 | | | 14,3 | 25,000 | 45 | 0,179 | 0,464 |
| | | 40-XL-037-A | 40-XL-037-S | 40 | 2 | | 8,00 | 64,68 | 64,17 | | | 14,3 | 25,000 | 45 | 0,186 | 0,482 |
| | | 41-XL-037-A | 41-XL-037-S | 41 | 2 | | 8,00 | 66,30 | 65,79 | | | 14,3 | 25,000 | 45 | 0,193 | 0,501 |
| | | 42-XL-037-A | 42-XL-037-S | 42 | 2 | | 8,00 | 67,92 | 67,41 | | | 14,3 | 25,000 | 45 | 0,200 | 0,520 |
| | | 43-XL-037-A | 43-XL-037-S | 43 | 2 | | 8,00 | 69,53 | 69,02 | | | 14,3 | 25,000 | 45 | 0,208 | 0,539 |
| | | 44-XL-037-A | 44-XL-037-S | 44 | 2 | | 8,00 | 71,15 | 70,64 | | | 14,3 | 25,000 | 45 | 0,215 | 0,559 |
| | | 45-XL-037-A | 45-XL-037-S | 45 | 4W | | 10,00 | 72,77 | 72,26 | | 61 | 14,3 | 25,000 | 45 | 0,203 | 0,528 |
| | | 46-XL-037-A | 46-XL-037-S | 46 | 4W | | 10,00 | 74,38 | 73,87 | | 61 | 14,3 | 25,000 | 45 | 0,211 | 0,549 |
| | | 47-XL-037-A | 47-XL-037-S | 47 | 4W | | 10,00 | 76,00 | 75,49 | | 61 | 14,3 | 25,000 | 45 | 0,219 | 0,570 |
| | | 48-XL-037-A | 48-XL-037-S | 48 | 4W | | 10,00 | 77,62 | 77,11 | | 61 | 14,3 | 25,000 | 45 | 0,228 | 0,592 |
| | | 49-XL-037-A | 49-XL-037-S | 49 | 4W | | 10,00 | 79,24 | 78,73 | | 61 | 14,3 | 25,000 | 45 | 0,236 | 0,615 |
| | | 52-XL-037-A | 52-XL-037-S | 52 | 4W | | 10,00 | 84,09 | 83,58 | | 67 | 14,3 | 25,000 | 45 | 0,255 | 0,664 |
| | | 56-XL-037-A | 56-XL-037-S | 56 | 4W | | 10,00 | 90,56 | 90,05 | | 80 | 14,3 | 25,000 | 45 | 0,274 | 0,712 |
| | | 57-XL-037-A | 57-XL-037-S | 57 | 4W | | 10,00 | 92,17 | 91,66 | | 80 | 14,3 | 25,000 | 45 | 0,284 | 0,738 |
| | | 58-XL-037-A | 58-XL-037-S | 58 | 4W | | 10,00 | 93,79 | 93,28 | | 80 | 14,3 | 25,000 | 45 | 0,294 | 0,764 |
| | | 59-XL-037-A | 59-XL-037-S | 59 | 4W | | 10,00 | 95,41 | 94,90 | | 80 | 14,3 | 25,000 | 45 | 0,304 | 0,791 |
| | | 60-XL-037-A | 60-XL-037-S | 60 | 4W | | 10,00 | 97,02 | 96,51 | | 80 | 14,3 | 25,000 | 45 | 0,315 | 0,819 |
| | | 68-XL-037-A | 68-XL-037-S | 68 | 4W | | 10,00 | 109,96 | 109,45 | | 100 | 14,3 | 25,000 | 45 | 0,369 | 0,958 |
| | | 69-XL-037-A | 69-XL-037-S | 69 | 4W | | 10,00 | 111,58 | 111,07 | | 100 | 14,3 | 25,000 | 45 | 0,381 | 0,990 |
| | | 70-XL-037-A | 70-XL-037-S | 70 | 4W | | 10,00 | 113,19 | 112,68 | | 100 | 14,3 | 25,000 | 45 | 0,393 | 1,022 |
| | | 71-XL-037-A | 71-XL-037-S | 71 | 4W | | 10,00 | 114,81 | 114,30 | | 100 | 14,3 | 25,000 | 45 | 0,406 | 1,055 |
| | | 72-XL-037-A | 72-XL-037-S | 72 | 4W | | 10,00 | 116,43 | 115,92 | | 100 | 14,3 | 25,000 | 45 | 0,419 | 1,088 |

# L (9,525 MM – 3/8'') PROFİL PİLOT TRİGER KASNAKLAR
## *L (9,525 MM – 3/8'') PROFILE PILOT BORE TIMING BELT PULLEYS*

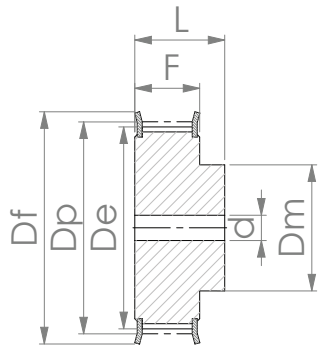


**TİP 2F**
*TYPE 2F*

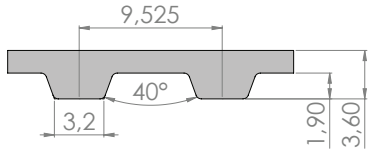


**L TİPİ KAYIŞ PROFİLİ**
*L TYPE BELT PROFILE*

## L 050

**0,50" (12,7 mm) ENİNDE KAYIŞ İÇİN (HATVE : 3/8" - 9,525 mm)**
*FOR BELT WIDTH 0,50" (12,7 mm) (PITCH : 3/8" - 9,525 mm)*

| NİTELİKLER *FEATURES* | | KOD *CODE* | DİŞ SAYISI *N. OF TEETH* | TİP *TYPE* | FLANŞ TİPİ *FLANGE TYPE* | d | Dp | De | Df | Di | F | L | Dm | AĞIRLIK *WEIGHT* Kg |
|---|---|---|---|---|---|---|---|---|---|---|---|---|---|---|
| ÇELİK *STEEL* | FLANŞLI *WITH FLANGES* | 10-L-050F | 10 | 2F | M 12 | 8 | 30,32 | 29,56 | 35 | | 19 | 28 | 20 | 0,11 |
| | | 11-L-050F | 11 | 2F | M 14 | 8 | 33,35 | 32,59 | 38 | | 19 | 30 | 22 | 0,14 |
| | | 12-L-050F | 12 | 2F | M 15 | 8 | 36,38 | 35,62 | 42 | | 19 | 30 | 24 | 0,17 |
| | | 13-L-050F | 13 | 2F | M 16 | 8 | 39,42 | 38,66 | 44 | | 19 | 30 | 28 | 0,21 |
| | | 14-L-050F | 14 | 2F | M 18 | 8 | 42,45 | 41,69 | 49 | | 19 | 30 | 28 | 0,24 |
| | | 15-L-050F | 15 | 2F | M 19 | 8 | 45,48 | 44,72 | 51 | | 19 | 30 | 34 | 0,29 |
| | | 16-L-050F | 16 | 2F | M 21 | 8 | 48,51 | 47,75 | 54 | | 19 | 32 | 36 | 0,35 |
| | | 17-L-050F | 17 | 2F | M 23 | 10 | 51,54 | 50,78 | 57 | | 19 | 32 | 36 | 0,38 |
| | | 18-L-050F | 18 | 2F | M 24 | 10 | 54,58 | 53,82 | 60 | | 19 | 32 | 40 | 0,44 |
| | | 19-L-050F | 19 | 2F | M 24 | 10 | 57,61 | 56,85 | 60 | | 19 | 32 | 40 | 0,47 |
| | | 20-L-050F | 20 | 2F | M 26 | 10 | 60,64 | 59,88 | 66 | | 19 | 32 | 40 | 0,52 |
| | | 21-L-050F | 21 | 2F | M 27 | 10 | 63,67 | 62,91 | 71 | | 19 | 32 | 45 | 0,61 |
| | | 22-L-050F | 22 | 2F | M 28 | 10 | 66,70 | 65,94 | 75 | | 19 | 32 | 45 | 0,66 |
| | | 23-L-050F | 23 | 2F | M 28 | 10 | 69,74 | 68,98 | 75 | | 19 | 32 | 55 | 0,77 |
| | | 24-L-050F | 24 | 2F | M 29 | 10 | 72,77 | 72,01 | 79 | | 19 | 32 | 55 | 0,83 |
| | | 25-L-050F | 25 | 2F | M 30 | 10 | 75,80 | 75,04 | 83 | | 19 | 32 | 58 | 0,91 |
| | | 26-L-050F | 26 | 2F | M 31 | 11 | 78,83 | 78,07 | 87 | | 19 | 32 | 58 | 0,97 |
| | | 27-L-050F | 27 | 2F | M 31 | 11 | 81,86 | 81,10 | 87 | | 19 | 32 | 58 | 1,01 |
| | | 28-L-050F | 28 | 2F | M 32 | 11 | 84,90 | 84,14 | 91 | | 19 | 32 | 58 | 1,07 |
| | | 29-L-050F | 29 | 2F | M 33 | 11 | 87,93 | 87,17 | 93 | | 19 | 32 | 58 | 1,13 |
| | | 30-L-050F | 30 | 2F | M 35 | 11 | 90,96 | 90,20 | 97 | | 19 | 32 | 70 | 1,33 |
| | | 32-L-050F | 32 | 2F | M 36 | 11 | 97,02 | 96,26 | 103 | | 19 | 32 | 70 | 1,45 |

# L (9,525 MM – 3/8'') PROFİL PİLOT TRİGER KASNAKLAR
## *L (9,525 MM – 3/8'') PROFILE PILOT BORE TIMING BELT PULLEYS*

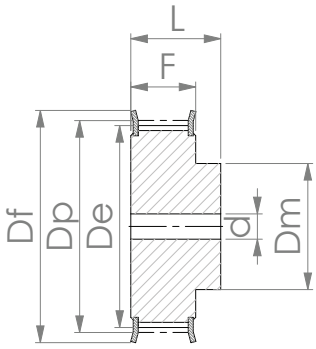


**TİP 2F**
*TYPE 2F*

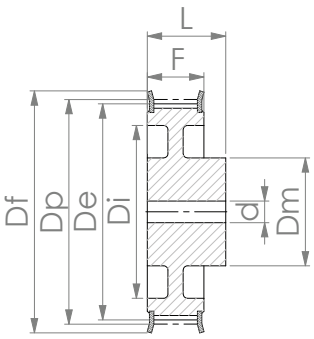


**TİP 4WF**
*TYPE 4WF*

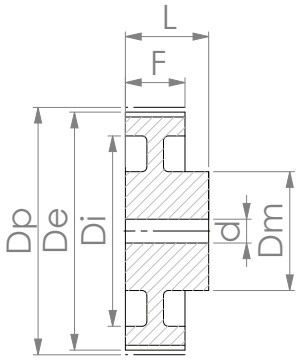


**TİP 4W**
*TYPE 4W*

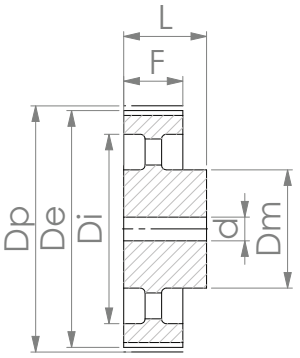


**TİP 4A**
*TYPE 4A*

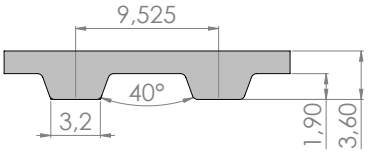


**L TİPİ KAYIŞ PROFİLİ**
*L TYPE BELT PROFILE*

## L 050

**0,50" (12,7 mm) ENİNDE KAYIŞ İÇİN (HATVE : 3/8" - 9,525 mm)**
*FOR BELT WIDTH 0,50" (12,7 mm) (PITCH : 3/8" - 9,525 mm)*

| NİTELİKLER *FEATURES* | | KOD *CODE* | DİŞ SAYISI *N. OF TEETH* | TİP *TYPE* | FLANŞ TİPİ *FLANGE TYPE* | d | Dp | De | Df | Di | F | L | Dm | AĞIRLIK *WEIGHT* Kg |
|---|---|---|---|---|---|---|---|---|---|---|---|---|---|---|
| ÇELİK *STEEL* | FLANŞLI *WITH FLANGES* | 33-L-050F | 33 | 2F | M 37 | 11 | 100,06 | 99,30 | 106 | | 19 | 32 | 70 | 1,53 |
| | | 34-L-050F | 34 | 2F | M 38 | 11 | 103,09 | 102,33 | 111 | | 19 | 32 | 70 | 1,61 |
| | | 35-L-050F | 35 | 2F | M 38 | 11 | 106,12 | 105,36 | 111 | | 19 | 32 | 70 | 1,66 |
| | | 36-L-050F | 36 | 2F | M 39 | 11 | 109,15 | 108,39 | 115 | | 19 | 32 | 70 | 1,75 |
| | | 40-L-050F | 40 | 4WF | M 44 | 11 | 121,28 | 120,52 | 127 | 100 | 19 | 32 | 70 | 1,85 |
| | | 41-L-050F | 41 | 4WF | M 45 | 11 | 124,31 | 123,55 | 131 | 103 | 19 | 32 | 70 | 1,92 |
| | | 42-L-050F | 42 | 4WF | M 46 | 11 | 127,34 | 126,58 | 135 | 106 | 19 | 32 | 70 | 1,99 |
| | | 44-L-050F | 44 | 4WF | M 48 | 11 | 133,41 | 132,65 | 140 | 112 | 19 | 32 | 70 | 2,11 |
| | | 45-L-050F | 45 | 4WF | M 49 | 11 | 136,44 | 135,68 | 143 | 115 | 19 | 32 | 70 | 2,17 |
| | | 47-L-050F | 47 | 4WF | M 51 | 11 | 142,50 | 141,74 | 148 | 121 | 19 | 32 | 70 | 2,30 |
| | | 48-L-050F | 48 | 4WF | M 52 | 11 | 145,54 | 144,78 | 152 | 124 | 19 | 32 | 70 | 2,38 |
| SFERO DÖKÜM *CAST IRON* | FLANŞSIZ *W/O FLANGES* | 49-L-050 | 49 | 4W | | 14 | 148,57 | 147,81 | | 127 | 19 | 32 | 70 | 2,40 |
| | | 50-L-050 | 50 | 4W | | 14 | 151,60 | 150,84 | | 130 | 19 | 32 | 70 | 2,48 |
| | | 52-L-050 | 52 | 4W | | 14 | 157,66 | 156,90 | | 136 | 19 | 32 | 70 | 2,63 |
| | | 56-L-050 | 56 | 4W | | 14 | 169,79 | 169,03 | | 149 | 19 | 32 | 70 | 2,93 |
| | | 57-L-050 | 57 | 4W | | 14 | 172,82 | 172,06 | | 152 | 19 | 32 | 70 | 3,01 |
| | | 60-L-050 | 60 | 4W | | 14 | 181,92 | 181,16 | | 160 | 19 | 42 | 75 | 3,72 |
| | | 65-L-050 | 65 | 4A | | 14 | 197,08 | 196,32 | | 176 | 19 | 42 | 75 | 3,12 |
| | | 66-L-050 | 66 | 4A | | 14 | 200,11 | 199,35 | | 179 | 19 | 42 | 75 | 3,15 |
| | | 72-L-050 | 72 | 4A | | 14 | 218,30 | 217,54 | | 197 | 19 | 42 | 75 | 3,35 |
| | | 84-L-050 | 84 | 4A | | 14 | 254,69 | 253,93 | | 233 | 19 | 42 | 75 | 3,97 |
| | | 90-L-050 | 90 | 4A | | 14 | 272,88 | 272,12 | | 252 | 19 | 42 | 75 | 4,18 |
| | | 96-L-050 | 96 | 4A | | 14 | 291,07 | 290,31 | | 269 | 19 | 42 | 75 | 4,71 |
| | | 120-L-050 | 120 | 4A | | 14 | 363,84 | 363,08 | | 342 | 19 | 42 | 75 | 6,45 |

# L (9,525 MM – 3/8'') PROFİL PİLOT TRİGER KASNAKLAR
## *L (9,525 MM – 3/8'') PROFILE PILOT BORE TIMING BELT PULLEYS*

### L 075

**0,75" (19,05 mm) ENİNDE KAYIŞ İÇİN (HATVE : 3/8" - 9,525 mm)**
*FOR BELT WIDTH 0,75" (19,05 mm) (PITCH : 3/8" - 9,525 mm)*

| NİTELİKLER *FEATURES* | | KOD *CODE* | DİŞ SAYISI *N. OF TEETH* | TİP *TYPE* | FLANŞ TİPİ *FLANGE TYPE* | d | Dp | De | Df | Di | F | L | Dm | AĞIRLIK *WEIGHT* Kg |
|---|---|---|---|---|---|---|---|---|---|---|---|---|---|---|
| ÇELİK *STEEL* | FLANŞLI *WITH FLANGES* | 10-L-075F | 10 | 2F | M 12 | 8 | 30,32 | 29,56 | 35 | | 25,4 | 38 | 20 | 0,14 |
| | | 11-L-075F | 11 | 2F | M 14 | 8 | 33,35 | 32,59 | 38 | | 25,4 | 38 | 22 | 0,18 |
| | | 12-L-075F | 12 | 2F | M 15 | 8 | 36,38 | 35,62 | 42 | | 25,4 | 38 | 24 | 0,22 |
| | | 13-L-075F | 13 | 2F | M 16 | 8 | 39,42 | 38,66 | 44 | | 25,4 | 38 | 28 | 0,27 |
| | | 14-L-075F | 14 | 2F | M 18 | 11 | 42,45 | 41,69 | 49 | | 25,4 | 38 | 28 | 0,31 |
| | | 15-L-075F | 15 | 2F | M 19 | 11 | 45,48 | 44,72 | 51 | | 25,4 | 38 | 34 | 0,38 |
| | | 16-L-075F | 16 | 2F | M 21 | 11 | 48,51 | 47,75 | 54 | | 25,4 | 38 | 36 | 0,43 |
| | | 17-L-075F | 17 | 2F | M 23 | 11 | 51,54 | 50,78 | 57 | | 25,4 | 38 | 36 | 0,47 |
| | | 18-L-075F | 18 | 2F | M 24 | 11 | 54,58 | 53,82 | 60 | | 25,4 | 38 | 40 | 0,54 |
| | | 19-L-075F | 19 | 2F | M 24 | 11 | 57,61 | 56,85 | 60 | | 25,4 | 38 | 40 | 0,58 |
| | | 20-L-075F | 20 | 2F | M 26 | 11 | 60,64 | 59,88 | 66 | | 25,4 | 38 | 40 | 0,64 |
| | | 21-L-075F | 21 | 2F | M 27 | 11 | 63,67 | 62,91 | 71 | | 25,4 | 38 | 45 | 0,74 |
| | | 22-L-075F | 22 | 2F | M 28 | 11 | 66,70 | 65,94 | 75 | | 25,4 | 38 | 45 | 0,81 |
| | | 23-L-075F | 23 | 2F | M 28 | 11 | 69,74 | 68,98 | 75 | | 25,4 | 38 | 55 | 0,94 |
| | | 24-L-075F | 24 | 2F | M 29 | 11 | 72,77 | 72,01 | 79 | | 25,4 | 38 | 55 | 1,01 |
| | | 25-L-075F | 25 | 2F | M 30 | 11 | 75,80 | 75,04 | 83 | | 25,4 | 38 | 58 | 1,11 |
| | | 26-L-075F | 26 | 2F | M 31 | 11 | 78,83 | 78,07 | 87 | | 25,4 | 38 | 58 | 1,19 |
| | | 27-L-075F | 27 | 2F | M 31 | 11 | 81,86 | 81,10 | 87 | | 25,4 | 38 | 58 | 1,25 |
| | | 28-L-075F | 28 | 2F | M 32 | 11 | 84,90 | 84,14 | 91 | | 25,4 | 38 | 58 | 1,33 |
| | | 29-L-075F | 29 | 2F | M 33 | 11 | 87,93 | 87,17 | 93 | | 25,4 | 38 | 58 | 1,41 |
| | | 30-L-075F | 30 | 2F | M 35 | 11 | 90,96 | 90,20 | 97 | | 25,4 | 38 | 70 | 1,62 |
| | | 32-L-075F | 32 | 2F | M 36 | 11 | 97,02 | 96,26 | 103 | | 25,4 | 38 | 70 | 1,79 |
| | | 33-L-075F | 33 | 2F | M 37 | 11 | 100,06 | 99,30 | 106 | | 25,4 | 38 | 70 | 1,89 |
| | | 34-L-075F | 34 | 2F | M 38 | 11 | 103,09 | 102,33 | 111 | | 25,4 | 38 | 70 | 2,00 |
| | | 35-L-075F | 35 | 2F | M 38 | 11 | 106,12 | 105,36 | 111 | | 25,4 | 38 | 70 | 2,07 |
| | | 36-L-075F | 36 | 2F | M 39 | 11 | 109,15 | 108,39 | 115 | | 25,4 | 38 | 70 | 2,19 |
| | | 40-L-075F | 40 | 4WF | M 44 | 11 | 121,28 | 120,52 | 127 | 100 | 25,4 | 38 | 70 | 2,19 |
| | | 41-L-075F | 41 | 4WF | M 45 | 11 | 124,31 | 123,55 | 131 | 103 | 25,4 | 38 | 70 | 2,26 |
| | | 42-L-075F | 42 | 4WF | M 46 | 11 | 127,34 | 126,58 | 135 | 106 | 25,4 | 38 | 70 | 2,34 |
| | | 44-L-075F | 44 | 4WF | M 48 | 11 | 133,41 | 132,65 | 140 | 112 | 25,4 | 38 | 70 | 2,47 |
| | | 45-L-075F | 45 | 4WF | M 49 | 11 | 136,44 | 135,68 | 143 | 115 | 25,4 | 38 | 70 | 2,54 |
| | | 47-L-075F | 47 | 4WF | M 51 | 11 | 142,50 | 141,74 | 148 | 121 | 25,4 | 38 | 70 | 2,68 |
| | | 48-L-075F | 48 | 4WF | M 52 | 11 | 145,54 | 144,78 | 152 | 124 | 25,4 | 38 | 70 | 2,76 |
| SFERO DÖKÜM *CAST IRON* | FLANŞSIZ *W/O FLANGES* | 49-L-075 | 49 | 4W | | 14 | 148,57 | 147,81 | | 127 | 25,4 | 38 | 70 | 2,79 |
| | | 50-L-075 | 50 | 4W | | 14 | 151,60 | 150,84 | | 130 | 25,4 | 38 | 70 | 2,86 |
| | | 52-L-075 | 52 | 4W | | 14 | 157,66 | 156,90 | | 136 | 25,4 | 38 | 70 | 3,02 |
| | | 56-L-075 | 56 | 4W | | 14 | 169,79 | 169,03 | | 149 | 25,4 | 38 | 70 | 3,34 |
| | | 57-L-075 | 57 | 4W | | 14 | 172,82 | 172,06 | | 152 | 25,4 | 38 | 70 | 3,42 |
| | | 60-L-075 | 60 | 4W | | 14 | 181,92 | 181,16 | | 160 | 25,4 | 45 | 75 | 4,08 |
| | | 65-L-075 | 65 | 4A | | 14 | 197,08 | 196,32 | | 176 | 25,4 | 45 | 75 | 3,49 |
| | | 66-L-075 | 66 | 4A | | 14 | 200,11 | 199,35 | | 179 | 25,4 | 45 | 75 | 3,53 |
| | | 72-L-075 | 72 | 4A | | 14 | 218,30 | 217,54 | | 197 | 25,4 | 45 | 75 | 3,76 |
| | | 84-L-075 | 84 | 4A | | 14 | 254,69 | 253,93 | | 233 | 25,4 | 45 | 75 | 4,44 |
| | | 90-L-075 | 90 | 4A | | 14 | 272,88 | 272,12 | | 252 | 25,4 | 45 | 75 | 4,86 |
| | | 96-L-075 | 96 | 4A | | 14 | 291,07 | 290,31 | | 269 | 25,4 | 45 | 75 | 5,24 |
| | | 120-L-075 | 120 | 4A | | 14 | 363,84 | 363,08 | | 342 | 25,4 | 45 | 75 | 7,65 |

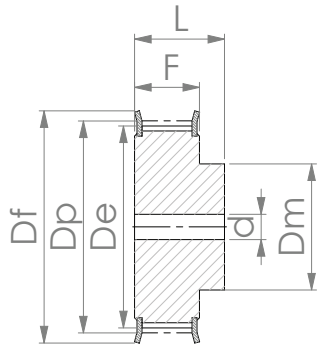


**TİP 2F**
*TYPE 2F*

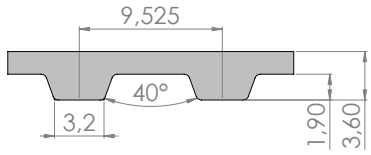


**L TİPİ KAYIŞ PROFİLİ**
*L TYPE BELT PROFILE*

## L 100

**1,00" (25,4 mm) ENİNDE KAYIŞ İÇİN (HATVE : 3/8" - 9,525 mm)**
*FOR BELT WIDTH 1,00" (25,4 mm) (PITCH : 3/8" - 9,525 mm)*

| NİTELİKLER *FEATURES* | | KOD *CODE* | DİŞ SAYISI *N. OF TEETH* | TİP *TYPE* | FLANŞ TİPİ *FLANGE TYPE* | d | Dp | De | Df | Di | F | L | Dm | AĞIRLIK *WEIGHT* Kg |
|---|---|---|---|---|---|---|---|---|---|---|---|---|---|---|
| ÇELİK *STEEL* | FLANŞLI *WITH FLANGES* | 10-L-100F | 10 | 2F | M 12 | 8 | 30,32 | 29,56 | 35 | | 31,8 | 45 | 20 | 0,17 |
| | | 11-L-100F | 11 | 2F | M 14 | 8 | 33,35 | 32,59 | 38 | | 31,8 | 45 | 22 | 0,21 |
| | | 12-L-100F | 12 | 2F | M 15 | 8 | 36,38 | 35,62 | 42 | | 31,8 | 45 | 24 | 0,26 |
| | | 13-L-100F | 13 | 2F | M 16 | 8 | 39,42 | 38,66 | 44 | | 31,8 | 45 | 28 | 0,32 |
| | | 14-L-100F | 14 | 2F | M 18 | 11 | 42,45 | 41,69 | 49 | | 31,8 | 45 | 28 | 0,35 |
| | | 15-L-100F | 15 | 2F | M 19 | 11 | 45,48 | 44,72 | 51 | | 31,8 | 45 | 34 | 0,43 |
| | | 16-L-100F | 16 | 2F | M 21 | 11 | 48,51 | 47,75 | 54 | | 31,8 | 45 | 36 | 0,50 |
| | | 17-L-100F | 17 | 2F | M 23 | 11 | 51,54 | 50,78 | 57 | | 31,8 | 45 | 36 | 0,56 |
| | | 18-L-100F | 18 | 2F | M 24 | 11 | 54,58 | 53,82 | 60 | | 31,8 | 45 | 40 | 0,64 |
| | | 19-L-100F | 19 | 2F | M 24 | 11 | 57,61 | 56,85 | 60 | | 31,8 | 45 | 40 | 0,70 |
| | | 20-L-100F | 20 | 2F | M 26 | 11 | 60,64 | 59,88 | 66 | | 31,8 | 45 | 40 | 0,78 |
| | | 21-L-100F | 21 | 2F | M 27 | 11 | 63,67 | 62,91 | 71 | | 31,8 | 45 | 45 | 0,89 |
| | | 22-L-100F | 22 | 2F | M 28 | 11 | 66,70 | 65,94 | 75 | | 31,8 | 45 | 45 | 0,97 |
| | | 23-L-100F | 23 | 2F | M 28 | 11 | 69,74 | 68,98 | 75 | | 31,8 | 45 | 55 | 1,12 |
| | | 24-L-100F | 24 | 2F | M 29 | 11 | 72,77 | 72,01 | 79 | | 31,8 | 45 | 55 | 1,21 |
| | | 25-L-100F | 25 | 2F | M 30 | 11 | 75,80 | 75,04 | 83 | | 31,8 | 45 | 58 | 1,33 |
| | | 26-L-100F | 26 | 2F | M 31 | 11 | 78,83 | 78,07 | 87 | | 31,8 | 45 | 58 | 1,43 |
| | | 27-L-100F | 27 | 2F | M 31 | 11 | 81,86 | 81,10 | 87 | | 31,8 | 45 | 58 | 1,51 |
| | | 28-L-100F | 28 | 2F | M 32 | 11 | 84,90 | 84,14 | 91 | | 31,8 | 45 | 58 | 1,61 |
| | | 29-L-100F | 29 | 2F | M 33 | 11 | 87,93 | 87,17 | 93 | | 31,8 | 45 | 58 | 1,71 |
| | | 30-L-100F | 30 | 2F | M 35 | 11 | 90,96 | 90,20 | 97 | | 31,8 | 45 | 70 | 1,95 |

# L (9,525 MM – 3/8'') PROFİL PİLOT TRİGER KASNAKLAR
## *L (9,525 MM – 3/8'') PROFILE PILOT BORE TIMING BELT PULLEY*

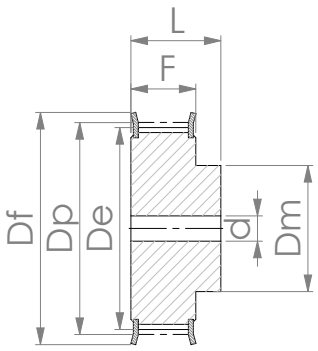


**TİP 2F**
*TYPE 2F*

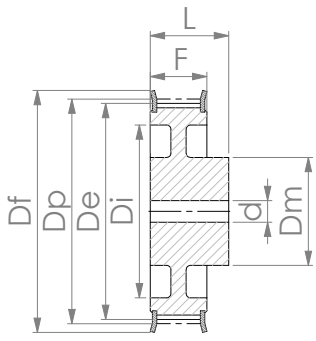


**TİP 4WF**
*TYPE 4WF*

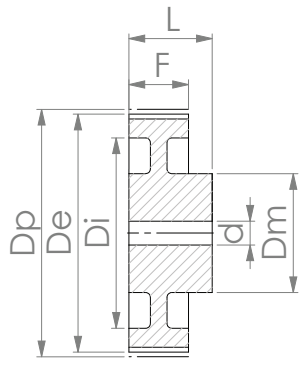


**TİP 4W**
*TYPE 4W*

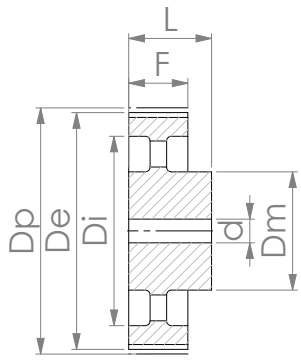


**TİP 4A**
*TYPE 4A*

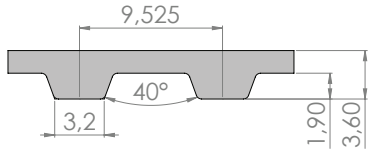


**L TİPİ KAYIŞ PROFİLİ**
*L TYPE BELT PROFILE*

## L 100

**1,00'' (25,4 mm) ENİNDE KAYIŞ İÇİN (HATVE : 3/8'' - 9,525 mm)**
*FOR BELT WIDTH 1,00'' (25,4 mm) (PITCH : 3/8'' - 9,525 mm)*

| NİTELİKLER *FEATURES* | | KOD *CODE* | DİŞ SAYISI *N. OF TEETH* | TİP *TYPE* | FLANŞ TİPİ *FLANGE TYPE* | d | Dp | De | Df | Di | F | L | Dm | AĞIRLIK *WEIGHT* Kg |
|---|---|---|---|---|---|---|---|---|---|---|---|---|---|---|
| ÇELİK *STEEL* | FLANŞLI *WITH FLANGES* | 32-L-100F | 32 | 2F | M 36 | 11 | 97,02 | 96,26 | 103 | | 31,8 | 45 | 70 | 2,16 |
| | | 33-L-100F | 33 | 2F | M 37 | 11 | 100,06 | 99,30 | 106 | | 31,8 | 45 | 70 | 2,28 |
| | | 34-L-100F | 34 | 2F | M 38 | 11 | 103,09 | 102,33 | 111 | | 31,8 | 45 | 70 | 2,41 |
| | | 35-L-100F | 35 | 2F | M 38 | 11 | 106,12 | 105,36 | 111 | | 31,8 | 45 | 70 | 2,52 |
| | | 36-L-100F | 36 | 2F | M 39 | 11 | 109,15 | 108,39 | 115 | | 31,8 | 45 | 70 | 2,65 |
| | | 40-L-100F | 40 | 4WF | M 44 | 11 | 121,28 | 120,52 | 127 | 100 | 31,8 | 45 | 70 | 2,63 |
| | | 41-L-100F | 41 | 4WF | M 45 | 11 | 124,31 | 123,55 | 131 | 103 | 31,8 | 45 | 70 | 2,71 |
| | | 42-L-100F | 42 | 4WF | M 46 | 11 | 127,34 | 126,58 | 135 | 106 | 31,8 | 45 | 70 | 2,80 |
| | | 44-L-100F | 44 | 4WF | M 48 | 11 | 133,41 | 132,65 | 140 | 112 | 31,8 | 45 | 70 | 2,95 |
| | | 45-L-100F | 45 | 4WF | M 49 | 11 | 136,44 | 135,68 | 143 | 115 | 31,8 | 45 | 70 | 3,04 |
| | | 47-L-100F | 47 | 4WF | M 51 | 11 | 142,50 | 141,74 | 148 | 121 | 31,8 | 45 | 70 | 3,21 |
| | | 48-L-100F | 48 | 4WF | M 52 | 11 | 145,54 | 144,78 | 152 | 124 | 31,8 | 45 | 70 | 3,30 |
| SFERO DÖKÜM *CAST IRON* | FLANŞSIZ *W/O FLANGES* | 49-L-100 | 49 | 4W | | 14 | 148,57 | 147,81 | | 127 | 31,8 | 45 | 70 | 3,34 |
| | | 50-L-100 | 50 | 4W | | 14 | 151,60 | 150,84 | | 130 | 31,8 | 45 | 70 | 3,43 |
| | | 52-L-100 | 52 | 4W | | 14 | 157,66 | 156,90 | | 136 | 31,8 | 45 | 70 | 3,62 |
| | | 56-L-100 | 56 | 4W | | 14 | 169,79 | 169,03 | | 149 | 31,8 | 45 | 70 | 3,99 |
| | | 57-L-100 | 57 | 4W | | 14 | 172,82 | 172,06 | | 152 | 31,8 | 45 | 70 | 4,09 |
| | | 60-L-100 | 60 | 4W | | 14 | 181,92 | 181,16 | | 160 | 31,8 | 50 | 75 | 4,76 |
| | | 65-L-100 | 65 | 4A | | 14 | 197,08 | 196,32 | | 176 | 31,8 | 50 | 75 | 4,08 |
| | | 66-L-100 | 66 | 4A | | 14 | 200,11 | 199,35 | | 179 | 31,8 | 50 | 75 | 4,12 |
| | | 72-L-100 | 72 | 4A | | 14 | 218,30 | 217,54 | | 197 | 31,8 | 50 | 75 | 4,41 |
| | | 84-L-100 | 84 | 4A | | 14 | 254,69 | 253,93 | | 233 | 31,8 | 50 | 75 | 5,23 |
| | | 90-L-100 | 90 | 4A | | 14 | 272,88 | 272,12 | | 252 | 31,8 | 50 | 75 | 5,47 |
| | | 96-L-100 | 96 | 4A | | 14 | 291,07 | 290,31 | | 269 | 31,8 | 50 | 75 | 6,17 |
| | | 120-L-100 | 120 | 4A | | 14 | 363,84 | 363,08 | | 342 | 31,8 | 50 | 75 | 8,35 |

# H (12,70 MM – 1/2'') PROFİL PİLOT TRİGER KASNAKLAR
## *H (12,70 MM – 1/2'') PROFILE PILOT BORE TIMING BELT PULLEYS*

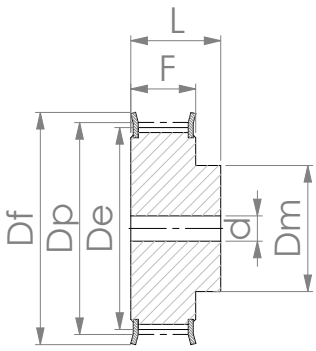


**TİP 2F**
*TYPE 2F*

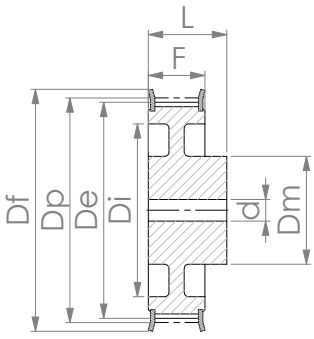


**TİP 4WF**
*TYPE 4WF*

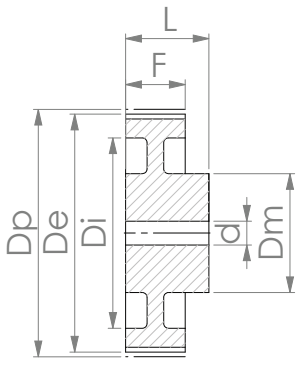


**TİP 4W**
*TYPE 4W*

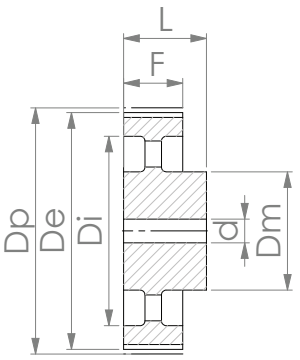


**TİP 4A**
*TYPE 4A*

## H 075

**0,75" (19,05 mm) ENİNDE KAYIŞ İÇİN (HATVE : 1/2" - 12,7 mm)**
*FOR BELT WIDTH 0,75" (19,05 mm) (PITCH : 1/2" - 12,7 mm)*

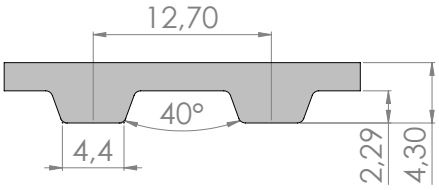


**H TİPİ KAYIŞ PROFİLİ**
*H TYPE BELT PROFILE*

| NİTELİKLER *FEATURES* | | KOD *CODE* | DİŞ SAYISI *N. OF TEETH* | TİP *TYPE* | FLANŞ TİPİ *FLANGE TYPE* | d | Dp | De | Df | Di | F | L | Dm | AĞIRLIK *WEIGHT* Kg |
|---|---|---|---|---|---|---|---|---|---|---|---|---|---|---|
| ÇELİK *STEEL* | FLANŞLI *WITH FLANGES* | 14-H-075F | 14 | 2F | M 25 | 8 | 56,60 | 55,24 | 63 | | 26,4 | 40 | 40 | 0,60 |
| | | 15-H-075F | 15 | 2F | M 26 | 8 | 60,64 | 59,28 | 66 | | 26,4 | 40 | 45 | 0,71 |
| | | 16-H-075F | 16 | 2F | M 27 | 8 | 64,68 | 63,32 | 71 | | 26,4 | 40 | 45 | 0,79 |
| | | 17-H-075F | 17 | 2F | M 28 | 8 | 68,73 | 67,37 | 75 | | 26,4 | 40 | 45 | 0,88 |
| | | 18-H-075F | 18 | 2F | M 29 | 11 | 72,77 | 71,41 | 79 | | 26,4 | 40 | 55 | 1,04 |
| | | 19-H-075F | 19 | 2F | M 30 | 11 | 76,81 | 75,45 | 83 | | 26,4 | 40 | 60 | 1,18 |
| | | 20-H-075F | 20 | 2F | M 31 | 11 | 80,85 | 79,49 | 87 | | 26,4 | 40 | 62 | 1,31 |
| | | 21-H-075F | 21 | 2F | M 32 | 11 | 84,90 | 83,54 | 91 | | 26,4 | 40 | 65 | 1,45 |
| | | 22-H-075F | 22 | 2F | M 33 | 11 | 88,94 | 87,58 | 93 | | 26,4 | 40 | 68 | 1,59 |
| | | 23-H-075F | 23 | 2F | M 35 | 11 | 92,98 | 91,62 | 97 | | 26,4 | 40 | 72 | 1,75 |
| | | 24-H-075F | 24 | 2F | M 36 | 11 | 97,02 | 95,66 | 103 | | 26,4 | 40 | 72 | 1,88 |
| | | 25-H-075F | 25 | 2F | M 37 | 11 | 101,07 | 99,71 | 106 | | 26,4 | 40 | 72 | 2,00 |
| | | 26-H-075F | 26 | 2F | M 38 | 11 | 105,11 | 103,75 | 111 | | 26,4 | 40 | 80 | 2,25 |
| | | 27-H-075F | 27 | 2F | M 39 | 11 | 109,15 | 107,79 | 115 | | 26,4 | 40 | 80 | 2,39 |
| | | 28-H-075F | 28 | 2F | M 41 | 11 | 113,19 | 111,83 | 119 | | 26,4 | 40 | 80 | 2,53 |
| | | 29-H-075F | 29 | 2F | M 42 | 11 | 117,24 | 115,88 | 123 | | 26,4 | 40 | 80 | 2,68 |
| | | 30-H-075F | 30 | 2F | M 44 | 11 | 121,28 | 119,92 | 127 | | 26,4 | 40 | 80 | 2,84 |
| | | 32-H-075F | 32 | 2F | M 46 | 11 | 129,36 | 128,00 | 135 | | 26,4 | 40 | 80 | 3,17 |
| | | 33-H-075F | 33 | 2F | M 48 | 11 | 133,41 | 132,05 | 140 | | 26,4 | 40 | 80 | 3,35 |
| | | 34-H-075F | 34 | 2F | M 49 | 11 | 137,45 | 136,09 | 143 | | 26,4 | 40 | 80 | 3,52 |
| | | 35-H-075F | 35 | 2F | M 51 | 11 | 141,49 | 140,13 | 148 | | 26,4 | 40 | 80 | 3,71 |
| | | 36-H-075F | 36 | 4WF | M 52 | 11 | 145,54 | 144,18 | 142 | 118 | 26,4 | 40 | 80 | 3,22 |
| | | 38-H-075F | 38 | 4WF | M 54 | 11 | 153,62 | 152,26 | 158 | 126 | 26,4 | 40 | 80 | 3,41 |
| | | 40-H-075F | 40 | 4WF | M 57 | 11 | 161,71 | 160,35 | 168 | 134 | 26,4 | 40 | 80 | 3,65 |
| | | 42-H-075F | 42 | 4WF | M 58 | 11 | 169,79 | 168,43 | 175 | 140 | 26,4 | 40 | 80 | 3,93 |
| | | 44-H-075F | 44 | 4WF | M 60 | 14 | 177,88 | 176,52 | 184 | 150 | 26,4 | 40 | 80 | 4,11 |
| | | 45-H-075F | 45 | 4WF | M 62 | 14 | 181,92 | 180,56 | 192 | 154 | 26,4 | 40 | 80 | 4,28 |
| | | 48-H-075F | 48 | 4WF | M 66 | 14 | 194,05 | 192,69 | 200 | 166 | 26,4 | 45 | 90 | 5,18 |
| SFERO DÖKÜM *CAST IRON* | FLANŞSIZ *W/O FLANGES* | 49-H-075 | 49 | 4W | | 14 | 198,09 | 196,73 | | 170 | 26,4 | 45 | 90 | 5,28 |
| | | 50-H-075 | 50 | 4W | | 14 | 202,13 | 200,77 | | 174 | 26,4 | 45 | 90 | 5,42 |

# H (12,70 MM – 1/2'') PROFİL PİLOT TRİGER KASNAKLAR
*H (12,70 MM – 1/2'') PROFILE PILOT BORE TIMING BELT PULLEYS*

## H 100

**1,00" (25,4 mm) ENİNDE KAYIŞ İÇİN (HATVE : 1/2" - 12,7 mm)**
*FOR BELT WIDTH 1,00" (25,4 mm) (PITCH : 1/2" - 12,7 mm)*

| NİTELİKLER *FEATURES* | | KOD *CODE* | DİŞ SAYISI *N. OF TEETH* | TİP *TYPE* | FLANŞ TİPİ *FLANGE TYPE* | d | Dp | De | Df | Di | F | L | Dm | AĞIRLIK *WEIGHT* Kg |
|---|---|---|---|---|---|---|---|---|---|---|---|---|---|---|
| ÇELİK *STEEL* | FLANŞLI *WITH FLANGES* | 14-H-100F | 14 | 2F | M 25 | 11 | 56,60 | 55,24 | 63 | | 31,8 | 45 | 45 | 0,71 |
| | | 15-H-100F | 15 | 2F | M 26 | 11 | 60,64 | 59,28 | 66 | | 31,8 | 45 | 45 | 0,79 |
| | | 16-H-100F | 16 | 2F | M 27 | 11 | 64,68 | 63,32 | 71 | | 31,8 | 45 | 45 | 0,89 |
| | | 17-H-100F | 17 | 2F | M 28 | 11 | 68,73 | 67,37 | 75 | | 31,8 | 45 | 45 | 1,00 |
| | | 18-H-100F | 18 | 2F | M 29 | 14 | 72,77 | 71,41 | 79 | | 31,8 | 45 | 55 | 1,17 |
| | | 19-H-100F | 19 | 2F | M 30 | 14 | 76,81 | 75,45 | 83 | | 31,8 | 45 | 60 | 1,33 |
| | | 20-H-100F | 20 | 2F | M 31 | 14 | 80,85 | 79,49 | 87 | | 31,8 | 45 | 62 | 1,47 |
| | | 21-H-100F | 21 | 2F | M 32 | 14 | 84,90 | 83,54 | 91 | | 31,8 | 45 | 65 | 1,63 |
| | | 22-H-100F | 22 | 2F | M 33 | 14 | 88,94 | 87,58 | 93 | | 31,8 | 45 | 68 | 1,80 |
| | | 23-H-100F | 23 | 2F | M 35 | 14 | 92,98 | 91,62 | 97 | | 31,8 | 45 | 72 | 1,98 |
| | | 24-H-100F | 24 | 2F | M 36 | 14 | 97,02 | 95,66 | 103 | | 31,8 | 45 | 72 | 2,14 |
| | | 25-H-100F | 25 | 2F | M 37 | 14 | 101,07 | 99,71 | 106 | | 31,8 | 45 | 72 | 2,29 |
| | | 26-H-100F | 26 | 2F | M 38 | 14 | 105,11 | 103,75 | 111 | | 31,8 | 45 | 80 | 2,55 |
| | | 27-H-100F | 27 | 2F | M 39 | 14 | 109,15 | 107,79 | 115 | | 31,8 | 45 | 80 | 2,72 |
| | | 28-H-100F | 28 | 2F | M 41 | 14 | 113,19 | 111,83 | 119 | | 31,8 | 45 | 80 | 2,90 |
| | | 29-H-100F | 29 | 2F | M 42 | 14 | 117,24 | 115,88 | 123 | | 31,8 | 45 | 80 | 3,08 |
| | | 30-H-100F | 30 | 2F | M 44 | 14 | 121,28 | 119,92 | 127 | | 31,8 | 45 | 80 | 3,27 |
| | | 32-H-100F | 32 | 2F | M 46 | 14 | 129,36 | 128,00 | 135 | | 31,8 | 45 | 80 | 3,66 |
| | | 33-H-100F | 33 | 2F | M 48 | 14 | 133,41 | 132,05 | 140 | | 31,8 | 45 | 80 | 3,88 |
| | | 34-H-100F | 34 | 2F | M 49 | 14 | 137,45 | 136,09 | 143 | | 31,8 | 45 | 80 | 4,08 |
| | | 35-H-100F | 35 | 2F | M 51 | 14 | 141,49 | 140,13 | 148 | | 31,8 | 45 | 80 | 4,31 |
| | | 36-H-100F | 36 | 4WF | M 52 | 14 | 145,54 | 144,18 | 142 | 118 | 31,8 | 45 | 80 | 3,74 |
| | | 38-H-100F | 38 | 4WF | M 54 | 14 | 153,62 | 152,26 | 158 | 126 | 31,8 | 45 | 80 | 3,99 |
| | | 40-H-100F | 40 | 4WF | M 57 | 14 | 161,71 | 160,35 | 168 | 134 | 31,8 | 45 | 80 | 4,28 |
| | | 42-H-100F | 42 | 4WF | M 58 | 14 | 169,79 | 168,43 | 175 | 140 | 31,8 | 45 | 80 | 4,62 |
| | | 44-H-100F | 44 | 4WF | M 60 | 14 | 177,88 | 176,52 | 184 | 150 | 31,8 | 50 | 80 | 5,07 |
| | | 45-H-100F | 45 | 4WF | M 62 | 14 | 181,92 | 180,56 | 192 | 154 | 31,8 | 50 | 80 | 5,27 |
| | | 48-H-100F | 48 | 4WF | M 66 | 14 | 194,05 | 192,69 | 200 | 166 | 31,8 | 50 | 90 | 6,09 |
| SFERO DÖKÜM *CAST IRON* | FLANŞSIZ *W/O FLANGES* | 49-H-100 | 49 | 4W | | 19 | 198,09 | 196,73 | | 170 | 31,8 | 50 | 90 | 6,17 |
| | | 50-H-100 | 50 | 4W | | 19 | 202,13 | 200,77 | | 174 | 31,8 | 50 | 90 | 6,34 |
| | | 52-H-100 | 52 | 4W | | 19 | 210,22 | 208,86 | | 182 | 31,8 | 50 | 90 | 6,70 |
| | | 58-H-100 | 58 | 4A | | 19 | 234,47 | 233,11 | | 207 | 31,8 | 50 | 90 | 6,00 |
| | | 60-H-100 | 60 | 4A | | 19 | 242,56 | 241,20 | | 215 | 31,8 | 50 | 90 | 6,16 |
| | | 70-H-100 | 70 | 4A | | 19 | 282,99 | 281,63 | | 255 | 31,8 | 55 | 100 | 8,20 |
| | | 72-H-100 | 72 | 4A | | 19 | 291,07 | 289,71 | | 263 | 31,8 | 55 | 100 | 8,40 |
| | | 82-H-100 | 82 | 4A | | 19 | 331,50 | 330,14 | | 304 | 31,8 | 55 | 100 | 9,87 |
| | | 84-H-100 | 84 | 4A | | 19 | 339,58 | 338,22 | | 312 | 31,8 | 55 | 100 | 10,10 |
| | | 94-H-100 | 94 | 4A | | 19 | 380,01 | 378,65 | | 352 | 31,8 | 60 | 120 | 13,65 |
| | | 96-H-100 | 96 | 4A | | 19 | 388,09 | 386,73 | | 360 | 31,8 | 60 | 120 | 13,92 |
| | | 106-H-100 | 106 | 4A | | 19 | 428,52 | 427,16 | | 401 | 31,8 | 60 | 120 | 15,49 |
| | | 116-H-100 | 116 | 4A | | 19 | 468,95 | 467,59 | | 441 | 31,8 | 60 | 120 | 16,89 |
| | | 118-H-100 | 118 | 4A | | 19 | 477,03 | 475,67 | | 449 | 31,8 | 60 | 120 | 17,18 |
| | | 120-H-100 | 120 | 4A | | 19 | 485,12 | 483,76 | | 458 | 31,8 | 60 | 120 | 17,30 |

# H (12,70 MM – 1/2'') PROFİL PİLOT TRİGER KASNAKLAR
## *H (12,70 MM – 1/2'') PROFILE PILOT BORE TIMING BELT PULLEYS*

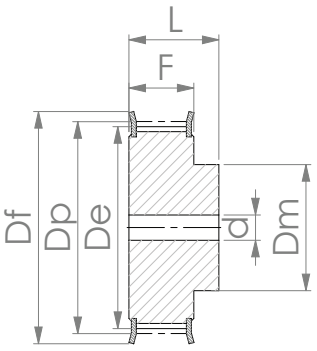


**TİP 2F**
*TYPE 2F*

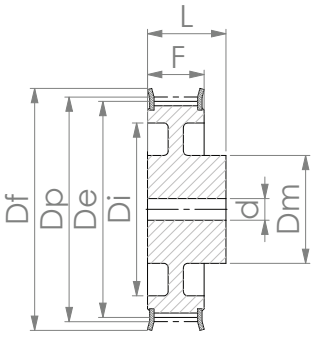


**TİP 4WF**
*TYPE 4WF*

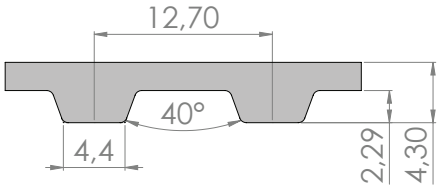


**H TİPİ KAYIŞ PROFİLİ**
*H TYPE BELT PROFILE*

## H 150

**1,50'' (38,1 mm) ENİNDE KAYIŞ İÇİN (HATVE : 1/2'' - 12,7 mm)**
*FOR BELT WIDTH 1,50'' (38,1 mm) (PITCH : 1/2'' - 12,7 mm)*

| NİTELİKLER *FEATURES* | | KOD *CODE* | DİŞ SAYISI *N. OF TEETH* | TİP *TYPE* | FLANŞ TİPİ *FLANGE TYPE* | d | Dp | De | Df | Di | F | L | Dm | AĞIRLIK *WEIGHT* Kg |
|---|---|---|---|---|---|---|---|---|---|---|---|---|---|---|
| ÇELİK *STEEL* | FLANŞLI *WITH FLANGES* | 14-H-150F | 14 | 2F | M 25 | 11 | 56,60 | 55,24 | 63 | | 46 | 58 | 42 | 0,91 |
| | | 15-H-150F | 15 | 2F | M 26 | 11 | 60,64 | 59,28 | 66 | | 46 | 58 | 45 | 1,06 |
| | | 16-H-150F | 16 | 2F | M 27 | 11 | 64,68 | 63,32 | 71 | | 46 | 58 | 45 | 1,20 |
| | | 17-H-150F | 17 | 2F | M 28 | 11 | 68,73 | 67,37 | 75 | | 46 | 58 | 45 | 1,35 |
| | | 18-H-150F | 18 | 2F | M 29 | 14 | 72,77 | 71,41 | 79 | | 46 | 58 | 55 | 1,55 |
| | | 19-H-150F | 19 | 2F | M 30 | 14 | 76,81 | 75,45 | 83 | | 46 | 58 | 60 | 1,76 |
| | | 20-H-150F | 20 | 2F | M 31 | 14 | 80,85 | 79,49 | 87 | | 46 | 58 | 62 | 1,96 |
| | | 21-H-150F | 21 | 2F | M 32 | 14 | 84,90 | 83,54 | 91 | | 46 | 58 | 65 | 2,17 |
| | | 22-H-150F | 22 | 2F | M 33 | 14 | 88,94 | 87,58 | 93 | | 46 | 58 | 68 | 2,39 |
| | | 23-H-150F | 23 | 2F | M 35 | 14 | 92,98 | 91,62 | 97 | | 46 | 58 | 72 | 2,64 |
| | | 24-H-150F | 24 | 2F | M 36 | 14 | 97,02 | 95,66 | 103 | | 46 | 58 | 72 | 2,86 |
| | | 25-H-150F | 25 | 2F | M 37 | 14 | 101,07 | 99,71 | 106 | | 46 | 58 | 72 | 3,08 |
| | | 26-H-150F | 26 | 2F | M 38 | 14 | 105,11 | 103,75 | 111 | | 46 | 58 | 80 | 3,41 |
| | | 27-H-150F | 27 | 2F | M 39 | 14 | 109,15 | 107,79 | 115 | | 46 | 58 | 80 | 3,65 |
| | | 28-H-150F | 28 | 2F | M 41 | 14 | 113,19 | 111,83 | 119 | | 46 | 58 | 80 | 3,90 |
| | | 29-H-150F | 29 | 2F | M 42 | 14 | 117,24 | 115,88 | 123 | | 46 | 58 | 80 | 4,17 |
| | | 30-H-150F | 30 | 2F | M 44 | 14 | 121,28 | 119,92 | 127 | | 46 | 58 | 80 | 4,44 |
| | | 32-H-150F | 32 | 2F | M 46 | 14 | 129,36 | 128,00 | 135 | | 46 | 58 | 80 | 5,01 |
| | | 33-H-150F | 33 | 2F | M 48 | 14 | 133,41 | 132,05 | 140 | | 46 | 58 | 80 | 5,31 |
| | | 34-H-150F | 34 | 2F | M 49 | 14 | 137,45 | 136,09 | 143 | | 46 | 58 | 80 | 5,62 |
| | | 35-H-150F | 35 | 2F | M 51 | 14 | 141,49 | 140,13 | 148 | | 46 | 58 | 80 | 5,94 |
| | | 36-H-150F | 36 | 4WF | M 52 | 14 | 145,54 | 144,18 | 142 | 118 | 46 | 58 | 80 | 4,94 |
| | | 38-H-150F | 38 | 4WF | M 54 | 14 | 153,62 | 152,26 | 158 | 126 | 46 | 58 | 80 | 5,26 |
| | | 40-H-150F | 40 | 4WF | M 57 | 14 | 161,71 | 160,35 | 168 | 134 | 46 | 58 | 80 | 5,63 |
| | | 42-H-150F | 42 | 4WF | M 58 | 19 | 169,79 | 168,43 | 175 | 140 | 46 | 58 | 80 | 6,03 |

# H (12,70 MM – 1/2'') PROFİL PİLOT TRİGER KASNAKLAR
## *H (12,70 MM – 1/2'') PROFILE PILOT BORE TIMING BELT PULLEYS*

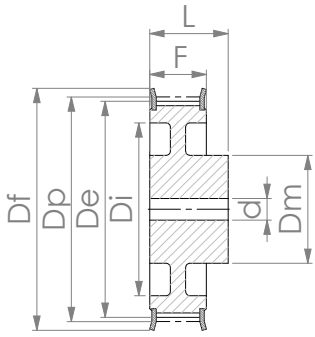


**TİP 4WF**
*TYPE 4WF*

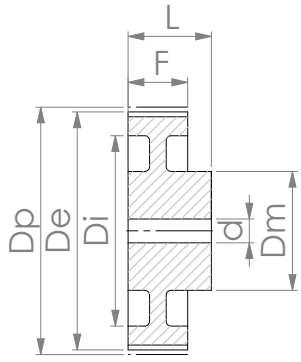


**TİP 4W**
*TYPE 4W*

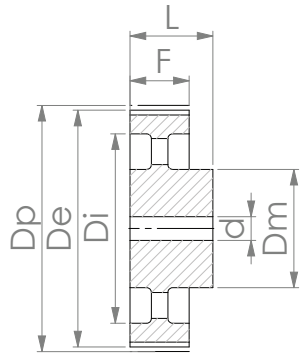


**TİP 4A**
*TYPE 4A*

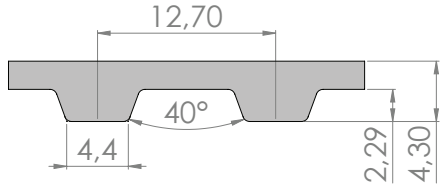


**H TİPİ KAYIŞ PROFİLİ**
*H TYPE BELT PROFILE*

## H 150

**1,50'' (38,1 mm) ENİNDE KAYIŞ İÇİN (HATVE : 1/2'' - 12,7 mm)**
*FOR BELT WIDTH 1,50'' (38,1 mm) (PITCH : 1/2'' - 12,7 mm)*

| NİTELİKLER *FEATURES* | | KOD *CODE* | DİŞ SAYISI *N. OF TEETH* | TİP *TYPE* | FLANŞ TİPİ *FLANGE TYPE* | d | Dp | De | Df | Di | F | L | Dm | AĞIRLIK *WEIGHT* Kg |
|---|---|---|---|---|---|---|---|---|---|---|---|---|---|---|
| SFERO DÖKÜM *CAST IRON* | | 44-H-150F | 44 | 4WF | M 60 | 19 | 177,88 | 176,52 | 184 | 150 | 46 | 58 | 80 | 6,32 |
| | | 45-H-150F | 45 | 4WF | M 62 | 19 | 181,92 | 180,56 | 192 | 154 | 46 | 58 | 80 | 6,56 |
| | | 48-H-150F | 48 | 4WF | M 66 | 19 | 194,05 | 192,69 | 200 | 166 | 46 | 65 | 90 | 7,91 |
| | FLANŞSIZ *W/O FLANGES* | 49-H-150 | 49 | 4W | | 19 | 198,09 | 196,73 | | 170 | 46 | 65 | 90 | 8,09 |
| | | 50-H-150 | 50 | 4W | | 19 | 202,13 | 200,77 | | 174 | 46 | 65 | 90 | 8,30 |
| | | 52-H-150 | 52 | 4W | | 19 | 210,22 | 208,86 | | 182 | 46 | 65 | 90 | 8,75 |
| | | 58-H-150 | 58 | 4A | | 19 | 234,47 | 233,11 | | 207 | 46 | 65 | 90 | 7,79 |
| | | 60-H-150 | 60 | 4A | | 19 | 242,56 | 241,20 | | 215 | 46 | 65 | 90 | 8,21 |
| | | 70-H-150 | 70 | 4A | | 24 | 282,99 | 281,63 | | 255 | 46 | 65 | 100 | 10,37 |
| | | 72-H-150 | 72 | 4A | | 24 | 291,07 | 289,71 | | 263 | 46 | 65 | 100 | 10,64 |
| | | 82-H-150 | 82 | 4A | | 24 | 331,50 | 330,14 | | 304 | 46 | 65 | 100 | 12,47 |
| | | 84-H-150 | 84 | 4A | | 24 | 339,58 | 338,22 | | 312 | 46 | 65 | 100 | 12,77 |
| | | 94-H-150 | 94 | 4A | | 24 | 380,01 | 378,65 | | 352 | 46 | 65 | 120 | 16,60 |
| | | 96-H-150 | 96 | 4A | | 24 | 388,09 | 386,73 | | 360 | 46 | 65 | 120 | 16,93 |
| | | 106-H-150 | 106 | 4A | | 24 | 428,52 | 427,16 | | 401 | 46 | 65 | 120 | 18,90 |
| | | 116-H-150 | 116 | 4A | | 24 | 468,95 | 467,59 | | 441 | 46 | 65 | 120 | 20,71 |
| | | 118-H-150 | 118 | 4A | | 24 | 477,03 | 475,67 | | 449 | 46 | 65 | 120 | 21,07 |
| | | 120-H-150 | 120 | 4A | | 24 | 485,12 | 483,76 | | 458 | 46 | 65 | 120 | 21,20 |

# H (12,70 MM – 1/2'') PROFİL PİLOT TRİGER KASNAKLAR
## *H (12,70 MM – 1/2'') PROFILE PILOT BORE TIMING BELT PULLEYS*

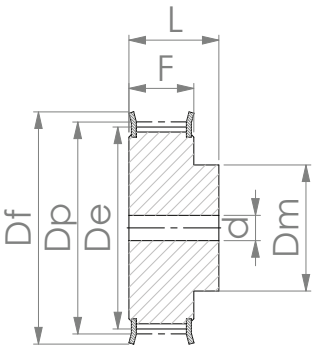


**TİP 2F**
*TYPE 2F*

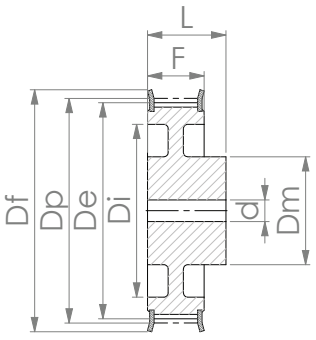


**TİP 4WF**
*TYPE 4WF*

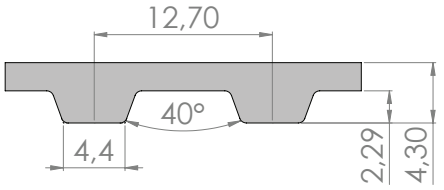


**H TİPİ KAYIŞ PROFİLİ**
*H TYPE BELT PROFILE*

## H 200

**2,00'' (50,8 mm) ENİNDE KAYIŞ İÇİN (HATVE : 1/2'' - 12,7 mm)**
*FOR BELT WIDTH 2,00'' (50,8 mm) (PITCH : 1/2'' - 12,7 mm)*

| NİTELİKLER *FEATURES* | | KOD *CODE* | DİŞ SAYISI *N. OF TEETH* | TİP *TYPE* | FLANŞ TİPİ *FLANGE TYPE* | d | Dp | De | Df | Di | F | L | Dm | AĞIRLIK *WEIGHT* Kg |
|---|---|---|---|---|---|---|---|---|---|---|---|---|---|---|
| ÇELİK *STEEL* | FLANŞLI *WITH FLANGES* | 14-H-200F | 14 | 2F | M 25 | 11 | 56,60 | 55,24 | 63 | | 58,7 | 70 | 42 | 1,11 |
| | | 15-H-200F | 15 | 2F | M 26 | 11 | 60,64 | 59,28 | 66 | | 58,7 | 70 | 45 | 1,30 |
| | | 16-H-200F | 16 | 2F | M 27 | 11 | 64,68 | 63,32 | 71 | | 58,7 | 70 | 45 | 1,48 |
| | | 17-H-200F | 17 | 2F | M 28 | 11 | 68,73 | 67,37 | 75 | | 58,7 | 70 | 45 | 1,66 |
| | | 18-H-200F | 18 | 2F | M 29 | 14 | 72,77 | 71,41 | 79 | | 58,7 | 70 | 55 | 1,90 |
| | | 19-H-200F | 19 | 2F | M 30 | 14 | 76,81 | 75,45 | 83 | | 58,7 | 70 | 60 | 2,16 |
| | | 20-H-200F | 20 | 2F | M 31 | 14 | 80,85 | 79,49 | 87 | | 58,7 | 70 | 62 | 2,40 |
| | | 21-H-200F | 21 | 2F | M 32 | 14 | 84,90 | 83,54 | 91 | | 58,7 | 70 | 65 | 2,66 |
| | | 22-H-200F | 22 | 2F | M 33 | 14 | 88,94 | 87,58 | 93 | | 58,7 | 70 | 68 | 2,94 |
| | | 23-H-200F | 23 | 2F | M 35 | 14 | 92,98 | 91,62 | 97 | | 58,7 | 70 | 72 | 3,23 |
| | | 24-H-200F | 24 | 2F | M 36 | 14 | 97,02 | 95,66 | 103 | | 58,7 | 70 | 72 | 3,51 |
| | | 25-H-200F | 25 | 2F | M 37 | 14 | 101,07 | 99,71 | 106 | | 58,7 | 70 | 72 | 3,79 |
| | | 26-H-200F | 26 | 2F | M 38 | 14 | 105,11 | 103,75 | 111 | | 58,7 | 70 | 80 | 4,18 |
| | | 27-H-200F | 27 | 2F | M 39 | 14 | 109,15 | 107,79 | 115 | | 58,7 | 70 | 80 | 4,50 |
| | | 28-H-200F | 28 | 2F | M 41 | 14 | 113,19 | 111,83 | 119 | | 58,7 | 70 | 80 | 4,82 |
| | | 29-H-200F | 29 | 2F | M 42 | 14 | 117,24 | 115,88 | 123 | | 58,7 | 70 | 80 | 5,15 |
| | | 30-H-200F | 30 | 2F | M 44 | 14 | 121,28 | 119,92 | 127 | | 58,7 | 70 | 80 | 5,50 |
| | | 32-H-200F | 32 | 2F | M 46 | 14 | 129,36 | 128,00 | 135 | | 58,7 | 70 | 80 | 6,23 |
| | | 33-H-200F | 33 | 2F | M 48 | 14 | 133,41 | 132,05 | 140 | | 58,7 | 70 | 80 | 6,61 |
| | | 34-H-200F | 34 | 2F | M 49 | 14 | 137,45 | 136,09 | 143 | | 58,7 | 70 | 80 | 7,00 |
| | | 35-H-200F | 35 | 2F | M 51 | 14 | 141,49 | 140,13 | 148 | | 58,7 | 70 | 80 | 7,42 |
| | | 36-H-200F | 36 | 4WF | M 52 | 14 | 145,54 | 144,18 | 142 | 118 | 58,7 | 70 | 80 | 6,05 |
| | | 38-H-200F | 38 | 4WF | M 54 | 14 | 153,62 | 152,26 | 158 | 126 | 58,7 | 70 | 80 | 6,44 |
| | | 40-H-200F | 40 | 4WF | M 57 | 14 | 161,71 | 160,35 | 168 | 134 | 58,7 | 70 | 80 | 6,87 |
| | | 42-H-200F | 42 | 4WF | M 58 | 19 | 169,79 | 168,43 | 175 | 140 | 58,7 | 70 | 80 | 7,37 |

# H (12,70 MM – 1/2'') PROFİL PİLOT TRİGER KASNAKLAR
*H (12,70 MM – 1/2'') PROFILE PILOT BORE TIMING BELT PULLEYS*

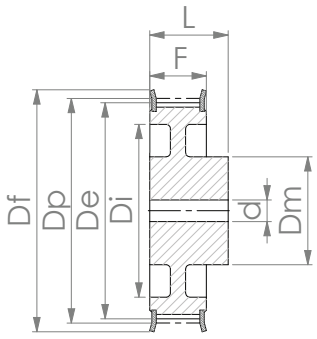


**TİP 4WF**
*TYPE 4WF*

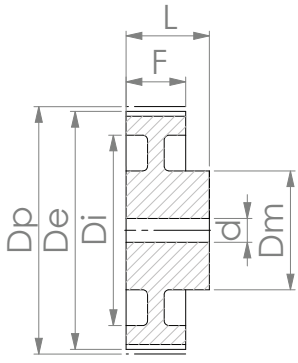


**TİP 4W**
*TYPE 4W*

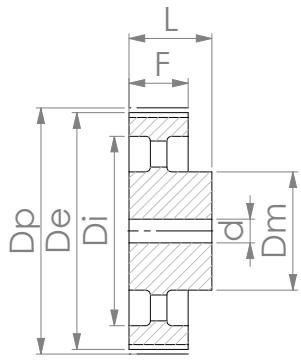


**TİP 4A**
*TYPE 4A*

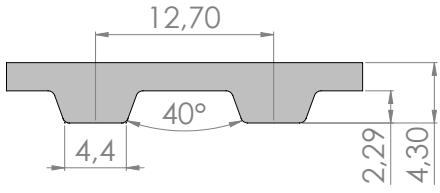


**H TİPİ KAYIŞ PROFİLİ**
*H TYPE BELT PROFILE*

## H 200

**2,00" (50,8 mm) ENİNDE KAYIŞ İÇİN (HATVE : 1/2" - 12,7 mm)**
*FOR BELT WIDTH 2,00" (50,8 mm) (PITCH : 1/2" - 12,7 mm)*

| NİTELİKLER *FEATURES* | | KOD *CODE* | DİŞ SAYISI *N. OF TEETH* | TİP *TYPE* | FLANŞ TİPİ *FLANGE TYPE* | d | Dp | De | Df | Di | F | L | Dm | AĞIRLIK *WEIGHT* Kg |
|---|---|---|---|---|---|---|---|---|---|---|---|---|---|---|
| SFERO DÖKÜM *CAST IRON* | | 44-H-200F | 44 | 4WF | M 60 | 19 | 177,88 | 176,52 | 184 | 150 | 58,7 | 70 | 80 | 7,70 |
| | | 45-H-200F | 45 | 4WF | M 62 | 19 | 181,92 | 180,56 | 192 | 154 | 58,7 | 70 | 80 | 7,99 |
| | | 48-H-200F | 48 | 4WF | M 66 | 24 | 194,05 | 192,69 | 200 | 166 | 58,7 | 75 | 90 | 9,35 |
| | FLANŞSIZ *W/O FLANGES* | 49-H-200 | 49 | 4W | | 24 | 198,09 | 196,73 | | 170 | 58,7 | 75 | 90 | 9,57 |
| | | 50-H-200 | 50 | 4W | | 24 | 202,13 | 200,77 | | 174 | 58,7 | 75 | 90 | 9,83 |
| | | 52-H-200 | 52 | 4W | | 24 | 210,22 | 208,86 | | 182 | 58,7 | 75 | 90 | 10,36 |
| | | 58-H-200 | 58 | 4A | | 24 | 234,47 | 233,11 | | 207 | 58,7 | 75 | 90 | 9,28 |
| | | 60-H-200 | 60 | 4A | | 24 | 242,56 | 241,20 | | 215 | 58,7 | 75 | 90 | 9,79 |
| | | 70-H-200 | 70 | 4A | | 28 | 282,99 | 281,63 | | 255 | 58,7 | 75 | 100 | 12,39 |
| | | 72-H-200 | 72 | 4A | | 28 | 291,07 | 289,71 | | 263 | 58,7 | 75 | 100 | 12,71 |
| | | 82-H-200 | 82 | 4A | | 28 | 331,50 | 330,14 | | 304 | 58,7 | 75 | 100 | 14,91 |
| | | 84-H-200 | 84 | 4A | | 28 | 339,58 | 338,22 | | 312 | 58,7 | 75 | 100 | 15,27 |
| | | 94-H-200 | 94 | 4A | | 28 | 380,01 | 378,65 | | 352 | 58,7 | 75 | 120 | 19,78 |
| | | 96-H-200 | 96 | 4A | | 28 | 388,09 | 386,73 | | 360 | 58,7 | 75 | 120 | 20,20 |
| | | 106-H-200 | 106 | 4A | | 28 | 428,52 | 427,16 | | 401 | 58,7 | 75 | 120 | 22,54 |
| | | 116-H-200 | 116 | 4A | | 28 | 468,95 | 467,59 | | 441 | 58,7 | 75 | 120 | 24,72 |
| | | 118-H-200 | 118 | 4A | | 28 | 477,03 | 475,67 | | 449 | 58,7 | 75 | 120 | 25,16 |
| | | 120-H-200 | 120 | 4A | | 28 | 485,12 | 483,76 | | 458 | 58,7 | 75 | 120 | 25,30 |

# H (12,70 MM – 1/2'') PROFİL PİLOT TRİGER KASNAKLAR
## *H (12,70 MM – 1/2'') PROFILE PILOT BORE TIMING BELT PULLEYS*

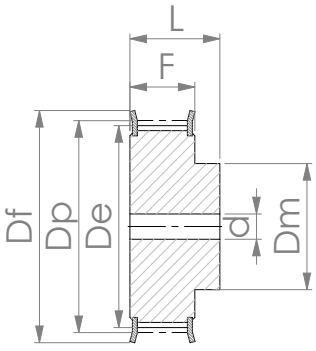


**TİP 2F**
*TYPE 2F*

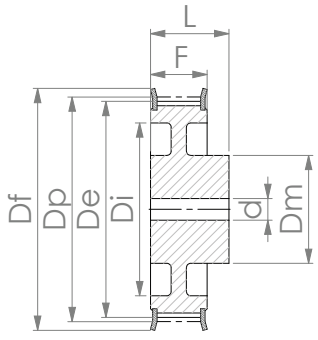


**TİP 4WF**
*TYPE 4WF*

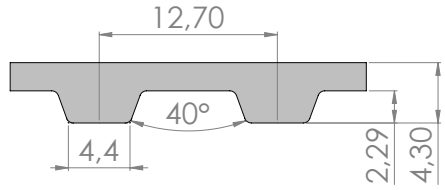


**H TİPİ KAYIŞ PROFİLİ**
*H TYPE BELT PROFILE*

## H 300

**3,00" (76,2 mm) ENİNDE KAYIŞ İÇİN (HATVE : 1/2" - 12,7 mm)**
*FOR BELT WIDTH 3,00" (76,2 mm) (PITCH : 1/2" - 12,7 mm)*

| NİTELİKLER *FEATURES* | | KOD *CODE* | DİŞ SAYISI *N. OF TEETH* | TİP *TYPE* | FLANŞ TİPİ *FLANGE TYPE* | d | Dp | De | Df | Di | F | L | Dm | AĞIRLIK *WEIGHT* Kg |
|---|---|---|---|---|---|---|---|---|---|---|---|---|---|---|
| ÇELİK *STEEL* | FLANŞLI *WITH FLANGES* | 14-H-300F | 14 | 2F | M 25 | 11 | 56,60 | 55,24 | 63 | | 85,7 | 100 | 42 | 1,60 |
| | | 15-H-300F | 15 | 2F | M 26 | 11 | 60,64 | 59,28 | 66 | | 85,7 | 100 | 45 | 1,86 |
| | | 16-H-300F | 16 | 2F | M 27 | 11 | 64,68 | 63,32 | 71 | | 85,7 | 100 | 45 | 2,12 |
| | | 17-H-300F | 17 | 2F | M 28 | 11 | 68,73 | 67,37 | 75 | | 85,7 | 100 | 45 | 2,39 |
| | | 18-H-300F | 18 | 2F | M 29 | 19 | 72,77 | 71,41 | 79 | | 85,7 | 100 | 55 | 2,63 |
| | | 19-H-300F | 19 | 2F | M 30 | 19 | 76,81 | 75,45 | 83 | | 85,7 | 100 | 60 | 2,99 |
| | | 20-H-300F | 20 | 2F | M 31 | 19 | 80,85 | 79,49 | 87 | | 85,7 | 100 | 62 | 3,34 |
| | | 21-H-300F | 21 | 2F | M 32 | 19 | 84,90 | 83,54 | 91 | | 85,7 | 100 | 65 | 3,72 |
| | | 22-H-300F | 22 | 2F | M 33 | 19 | 88,94 | 87,58 | 93 | | 85,7 | 100 | 68 | 4,11 |
| | | 23-H-300F | 23 | 2F | M 35 | 19 | 92,98 | 91,62 | 97 | | 85,7 | 100 | 72 | 4,54 |
| | | 24-H-300F | 24 | 2F | M 36 | 19 | 97,02 | 95,66 | 103 | | 85,7 | 100 | 72 | 4,95 |
| | | 25-H-300F | 25 | 2F | M 37 | 19 | 101,07 | 99,71 | 106 | | 85,7 | 100 | 72 | 5,36 |
| | | 26-H-300F | 26 | 2F | M 38 | 19 | 105,11 | 103,75 | 111 | | 85,7 | 100 | 80 | 5,91 |
| | | 27-H-300F | 27 | 2F | M 39 | 19 | 109,15 | 107,79 | 115 | | 85,7 | 100 | 80 | 6,36 |
| | | 28-H-300F | 28 | 2F | M 41 | 19 | 113,19 | 111,83 | 119 | | 85,7 | 100 | 80 | 6,83 |
| | | 29-H-300F | 29 | 2F | M 42 | 19 | 117,24 | 115,88 | 123 | | 85,7 | 100 | 80 | 7,32 |
| | | 30-H-300F | 30 | 2F | M 44 | 19 | 121,28 | 119,92 | 127 | | 85,7 | 100 | 80 | 7,82 |
| | | 32-H-300F | 32 | 2F | M 46 | 19 | 129,36 | 128,00 | 135 | | 85,7 | 100 | 80 | 8,89 |
| | | 33-H-300F | 33 | 2F | M 48 | 19 | 133,41 | 132,05 | 140 | | 85,7 | 100 | 80 | 9,45 |
| | | 34-H-300F | 34 | 2F | M 49 | 19 | 137,45 | 136,09 | 143 | | 85,7 | 100 | 80 | 10,02 |
| | | 35-H-300F | 35 | 2F | M 51 | 19 | 141,49 | 140,13 | 148 | | 85,7 | 100 | 80 | 10,62 |
| | | 36-H-300F | 36 | 4WF | M 52 | 19 | 145,54 | 144,18 | 142 | 118 | 85,7 | 100 | 80 | 8,30 |
| | | 38-H-300F | 38 | 4WF | M 54 | 19 | 153,62 | 152,26 | 158 | 126 | 85,7 | 100 | 80 | 8,80 |
| | | 40-H-300F | 40 | 4WF | M 57 | 19 | 161,71 | 160,35 | 168 | 134 | 85,7 | 100 | 80 | 9,34 |
| | | 42-H-300F | 42 | 4WF | M 58 | 24 | 169,79 | 168,43 | 175 | 140 | 85,7 | 100 | 80 | 9,98 |

# H (12,70 MM – 1/2'') PROFİL PİLOT TRİGER KASNAKLAR
*H (12,70 MM – 1/2'') PROFILE PILOT BORE TIMING BELT PULLEYS*

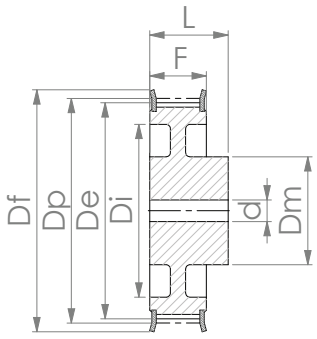


**TİP 4WF**
*TYPE 4WF*

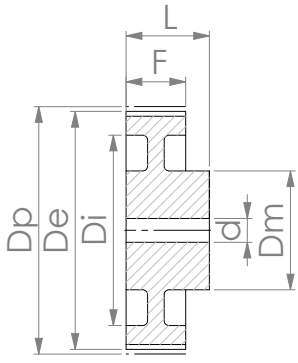


**TİP 4W**
*TYPE 4W*

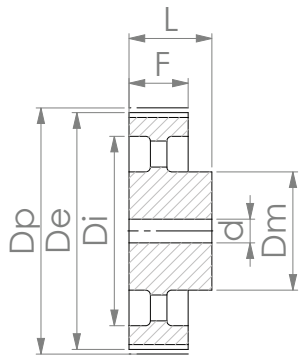


**TİP 4A**
*TYPE 4A*

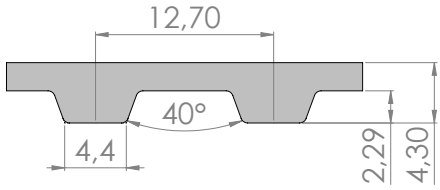


**H TİPİ KAYIŞ PROFİLİ**
*H TYPE BELT PROFILE*

## H 300

**3,00" (76,2 mm) ENİNDE KAYIŞ İÇİN (HATVE : 1/2" - 12,7 mm)**
*FOR BELT WIDTH 3,00" (76,2 mm) (PITCH : 1/2" - 12,7 mm)*

| NİTELİKLER *FEATURES* | | KOD *CODE* | DİŞ SAYISI *N. OF TEETH* | TİP *TYPE* | FLANŞ TİPİ *FLANGE TYPE* | d | Dp | De | Df | Di | F | L | Dm | AĞIRLIK *WEIGHT* Kg |
|---|---|---|---|---|---|---|---|---|---|---|---|---|---|---|
| SFERO DÖKÜM *CAST IRON* | | 44-H-300F | 44 | 4WF | M 60 | 24 | 177,88 | 176,52 | 184 | 150 | 85,7 | 100 | 80 | 10,33 |
| | | 45-H-300F | 45 | 4WF | M 62 | 24 | 181,92 | 180,56 | 192 | 154 | 85,7 | 100 | 80 | 10,68 |
| | | 48-H-300F | 48 | 4WF | M 66 | 24 | 194,05 | 192,69 | 200 | 166 | 85,7 | 100 | 90 | 12,37 |
| | FLANŞSIZ *W/O FLANGES* | 49-H-300 | 49 | 4W | | 24 | 198,09 | 196,73 | | 170 | 85,7 | 100 | 90 | 12,65 |
| | | 50-H-300 | 50 | 4W | | 24 | 202,13 | 200,77 | | 174 | 85,7 | 100 | 90 | 12,97 |
| | | 52-H-300 | 52 | 4W | | 24 | 210,22 | 208,86 | | 182 | 85,7 | 100 | 90 | 13,63 |
| | | 58-H-300 | 58 | 4A | | 24 | 234,47 | 233,11 | | 207 | 85,7 | 100 | 90 | 12,57 |
| | | 60-H-300 | 60 | 4A | | 24 | 242,56 | 241,20 | | 215 | 85,7 | 100 | 90 | 13,21 |
| | | 70-H-300 | 70 | 4A | | 28 | 282,99 | 281,63 | | 255 | 85,7 | 100 | 100 | 16,59 |
| | | 72-H-300 | 72 | 4A | | 28 | 291,07 | 289,71 | | 263 | 85,7 | 100 | 100 | 17,01 |
| | | 82-H-300 | 82 | 4A | | 28 | 331,50 | 330,14 | | 304 | 85,7 | 100 | 100 | 19,73 |
| | | 84-H-300 | 84 | 4A | | 28 | 339,58 | 338,22 | | 312 | 85,7 | 100 | 100 | 20,20 |
| | | 94-H-300 | 94 | 4A | | 28 | 380,01 | 378,65 | | 352 | 85,7 | 100 | 120 | 26,02 |
| | | 96-H-300 | 96 | 4A | | 28 | 388,09 | 386,73 | | 360 | 85,7 | 100 | 120 | 26,54 |
| | | 106-H-300 | 106 | 4A | | 28 | 428,52 | 427,16 | | 401 | 85,7 | 100 | 120 | 29,42 |
| | | 116-H-300 | 116 | 4A | | 28 | 468,95 | 467,59 | | 441 | 85,7 | 100 | 120 | 32,19 |
| | | 118-H-300 | 118 | 4A | | 28 | 477,03 | 475,67 | | 449 | 85,7 | 100 | 120 | 32,76 |
| | | 120-H-300 | 120 | 4A | | 28 | 485,12 | 483,76 | | 458 | 85,7 | 100 | 120 | 32,87 |

# XH (22,225 MM – 7/8'') PROFİL PİLOT TRİGER KASNAKLAR
## *XH (22,225 MM – 7/8'') PROFILE PILOT BORE TIMING BELT PULLEYS*

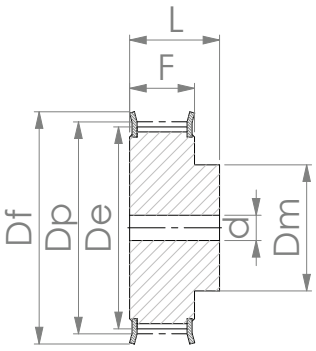


**TİP 2F**
*TYPE 2F*

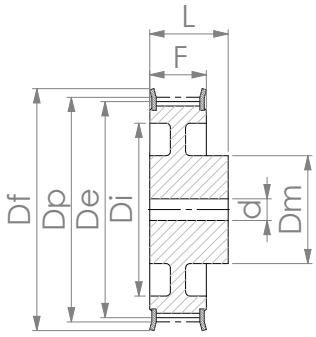


**TİP 4WF**
*TYPE 4WF*

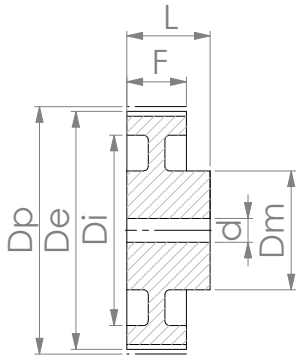


**TİP 4W**
*TYPE 4W*

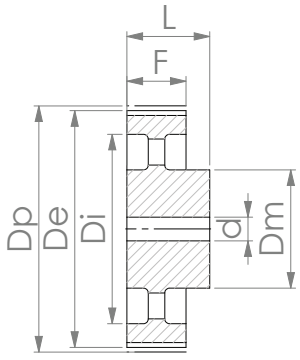


**TİP 4A**
*TYPE 4A*

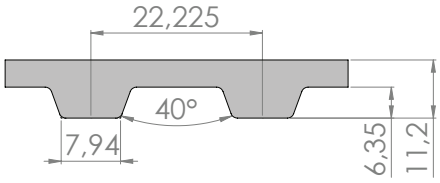


**XH TİPİ KAYIŞ PROFİLİ**
*XH TYPE BELT PROFILE*

## XH 200

**2,00" (50,8 mm) ENİNDE KAYIŞ İÇİN (HATVE : 7/8" - 22,225 mm)**
*FOR BELT WIDTH 2,00" (50,8 mm) (PITCH : 7/8" - 22,225 mm)*

| NİTELİKLER *FEATURES* | | KOD *CODE* | DİŞ SAYISI *N. OF TEETH* | TİP *TYPE* | FLANŞ TİPİ *FLANGE TYPE* | d | Dp | De | Df | Di | F | L | Dm | AĞIRLIK *WEIGHT* Kg |
|---|---|---|---|---|---|---|---|---|---|---|---|---|---|---|
| ÇELİK *STEEL* | FLANŞLI *WITH FLANGES* | 18-XH-200F | 18 | 2F | N 47 | 24 | 127,34 | 124,59 | 138 | | 65 | 80 | 100 | 6,45 |
| | | 19-XH-200F | 19 | 2F | N 50 | 24 | 134,42 | 131,67 | 146 | | 65 | 80 | 100 | 7,18 |
| | | 20-XH-200F | 20 | 2F | N 53 | 24 | 141,49 | 138,74 | 154 | | 65 | 80 | 100 | 7,93 |
| | | 21-XH-200F | 21 | 2F | N 55 | 24 | 148,57 | 145,82 | 160 | | 65 | 80 | 110 | 8,91 |
| | | 22-XH-200F | 22 | 2F | N 56 | 24 | 155,64 | 152,89 | 168 | | 65 | 80 | 110 | 9,75 |
| | | 24-XH-200F | 24 | 2F | N 59 | 24 | 169,79 | 167,04 | 183 | | 65 | 80 | 120 | 11,75 |
| | | 25-XH-200F | 25 | 2F | N 61 | 24 | 176,87 | 174,12 | 188 | | 65 | 80 | 120 | 12,72 |
| | | 26-XH-200F | 26 | 2F | N 64 | 24 | 183,94 | 181,19 | 198 | | 65 | 80 | 120 | 13,75 |
| | | 27-XH-200F | 27 | 2F | N 65 | 24 | 191,02 | 188,27 | 200 | | 65 | 80 | 120 | 14,72 |
| | | 28-XH-200F | 28 | 2F | N 68 | 24 | 198,09 | 195,34 | 211 | | 65 | 80 | 150 | 16,60 |
| | | 30-XH-200F | 30 | 2F | N 69 | 24 | 212,24 | 209,49 | 226 | | 65 | 80 | 150 | 18,90 |
| | | 32-XH-200F | 32 | 4WF | N 72 | 24 | 226,39 | 223,64 | 240 | 184 | 65 | 80 | 150 | 17,58 |
| | | 34-XH-200F | 34 | 4WF | N 74 | 24 | 240,54 | 237,79 | 256 | 198 | 65 | 80 | 150 | 18,32 |
| SFERO DÖKÜM *CAST IRON* | | 38-XH-200F | 38 | 4WF | N 78 | 28 | 268,84 | 266,09 | 286 | 227 | 65 | 100 | 150 | 22,62 |
| | | 40-XH-200F | 40 | 4WF | N 79 | 28 | 282,99 | 280,24 | 296 | 241 | 65 | 100 | 150 | 23,41 |
| | FLANŞSIZ *W/O FLANGES* | 46-XH-200 | 46 | 4W | | 28 | 325,43 | 322,68 | | 283 | 65 | 100 | 150 | 26,11 |
| | | 48-XH-200 | 48 | 4W | | 28 | 339,58 | 336,83 | | 297 | 65 | 100 | 150 | 27,14 |
| | | 50-XH-200 | 50 | 4W | | 28 | 353,73 | 350,98 | | 300 | 65 | 100 | 150 | 30,46 |
| | | 60-XH-200 | 60 | 4W | | 28 | 424,48 | 421,73 | | 382 | 65 | 100 | 150 | 33,78 |
| | | 70-XH-200 | 70 | 4A | | 28 | 495,23 | 492,48 | | 453 | 65 | 100 | 190 | 41,38 |
| | | 72-XH-200 | 72 | 4A | | 28 | 509,37 | 506,62 | | 467 | 65 | 100 | 190 | 42,17 |
| | | 78-XH-200 | 78 | 4A | | 28 | 551,82 | 549,07 | | 510 | 65 | 100 | 190 | 45,08 |
| | | 80-XH-200 | 80 | 4A | | 28 | 565,97 | 563,22 | | 524 | 65 | 100 | 190 | 45,93 |

# XH (22,225 MM – 7/8'') PROFİL PİLOT TRİGER KASNAKLAR*XH (22,225 MM – 7/8'') PROFILE PILOT BORE TIMING BELT PULLEYS*

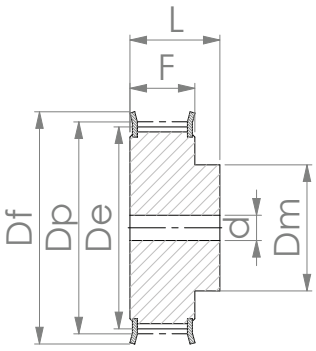


**TİP 2F**
*TYPE 2F*

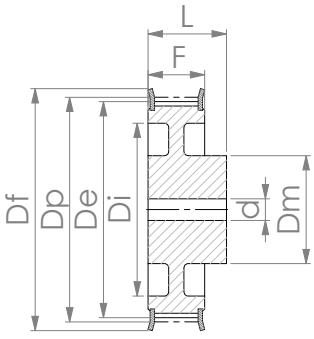


**TİP 4WF**
*TYPE 4WF*

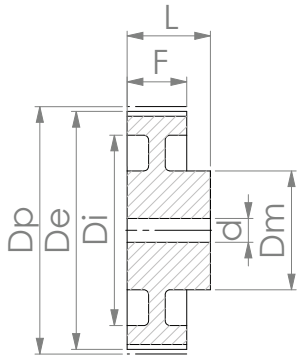


**TİP 4W**
*TYPE 4W*

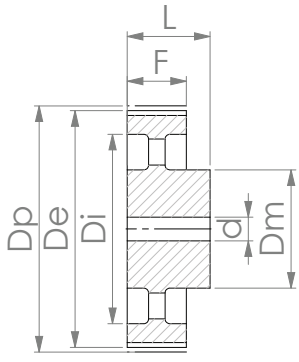


**TİP 4A**
*TYPE 4A*

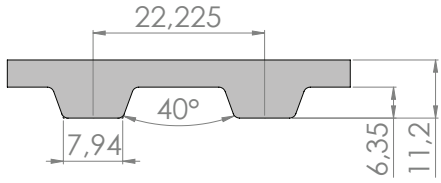


**XH TİPİ KAYIŞ PROFİLİ**
*XH TYPE BELT PROFILE*

## XH 300

**3,00" (76,2 mm) ENİNDE KAYIŞ İÇİN (HATVE : 7/8" - 22,225 mm)**
*FOR BELT WIDTH 3,00" (76,2 mm) (PITCH : 7/8" - 22,225 mm)*

| NİTELİKLER *FEATURES* | | KOD *CODE* | DİŞ SAYISI *N. OF TEETH* | TİP *TYPE* | FLANŞ TİPİ *FLANGE TYPE* | d | Dp | De | Df | Di | F | L | Dm | AĞIRLIK *WEIGHT* Kg |
|---|---|---|---|---|---|---|---|---|---|---|---|---|---|---|
| ÇELİK *STEEL* | FLANŞLI *WITH FLANGES* | 18-XH-300F | 18 | 2F | N 47 | 28 | 127,34 | 124,59 | 138 | | 90,5 | 110 | 100 | 8,71 |
| | | 19-XH-300F | 19 | 2F | N 50 | 28 | 134,42 | 131,67 | 146 | | 90,5 | 110 | 100 | 9,71 |
| | | 20-XH-300F | 20 | 2F | N 53 | 28 | 141,49 | 138,74 | 154 | | 90,5 | 110 | 100 | 10,76 |
| | | 21-XH-300F | 21 | 2F | N 55 | 28 | 148,57 | 145,82 | 160 | | 90,5 | 110 | 110 | 12,10 |
| | | 22-XH-300F | 22 | 2F | N 56 | 28 | 155,64 | 152,89 | 168 | | 90,5 | 110 | 110 | 13,27 |
| | | 24-XH-300F | 24 | 2F | N 59 | 28 | 169,79 | 167,04 | 183 | | 90,5 | 110 | 120 | 16,03 |
| | | 25-XH-300F | 25 | 2F | N 61 | 28 | 176,87 | 174,12 | 188 | | 90,5 | 110 | 120 | 17,37 |
| | | 26-XH-300F | 26 | 2F | N 64 | 28 | 183,94 | 181,19 | 198 | | 90,5 | 110 | 120 | 18,79 |
| | | 27-XH-300F | 27 | 2F | N 65 | 28 | 191,02 | 188,27 | 200 | | 90,5 | 110 | 120 | 20,17 |
| | | 28-XH-300F | 28 | 2F | N 68 | 28 | 198,09 | 195,34 | 211 | | 90,5 | 110 | 150 | 22,70 |
| | | 30-XH-300F | 30 | 2F | N 69 | 28 | 212,24 | 209,49 | 226 | | 90,5 | 110 | 150 | 25,89 |
| | | 32-XH-300F | 32 | 4WF | N 72 | 28 | 226,39 | 223,64 | 240 | 184 | 90,5 | 110 | 150 | 23,91 |
| | | 34-XH-300F | 34 | 4WF | N 74 | 28 | 240,54 | 237,79 | 256 | 198 | 90,5 | 110 | 150 | 24,91 |
| | | 38-XH-300F | 38 | 4WF | N 78 | 32 | 268,84 | 266,09 | 286 | 227 | 90,5 | 120 | 150 | 28,24 |
| | | 40-XH-300F | 40 | 4WF | N 79 | 32 | 282,99 | 280,24 | 296 | 241 | 90,5 | 120 | 150 | 29,32 |
| SFERO DÖKÜM *CAST IRON* | FLANŞSIZ *W/O FLANGES* | 46-XH-300 | 46 | 4W | | 32 | 325,43 | 322,68 | | 283 | 90,5 | 120 | 175 | 38,30 |
| | | 48-XH-300 | 48 | 4W | | 32 | 339,58 | 336,83 | | 297 | 90,5 | 120 | 175 | 39,65 |
| | | 50-XH-300 | 50 | 4W | | 32 | 353,73 | 350,98 | | 300 | 90,5 | 120 | 175 | 44,24 |
| | | 60-XH-300 | 60 | 4W | | 32 | 424,48 | 421,73 | | 382 | 90,5 | 120 | 175 | 48,27 |
| | | 70-XH-300 | 70 | 4A | | 32 | 495,23 | 492,48 | | 453 | 90,5 | 120 | 175 | 51,21 |
| | | 72-XH-300 | 72 | 4A | | 32 | 509,37 | 506,62 | | 467 | 90,5 | 120 | 175 | 52,40 |
| | | 78-XH-300 | 78 | 4A | | 32 | 551,82 | 549,07 | | 510 | 90,5 | 120 | 175 | 57,08 |
| | | 80-XH-300 | 80 | 4A | | 32 | 565,97 | 563,22 | | 524 | 90,5 | 120 | 175 | 58,41 |

# XH (22,225 MM – 7/8'') PROFİL PİLOT TRİGER KASNAKLAR
## *XH (22,225 MM – 7/8'') PROFILE PILOT BORE TIMING BELT PULLEYS*

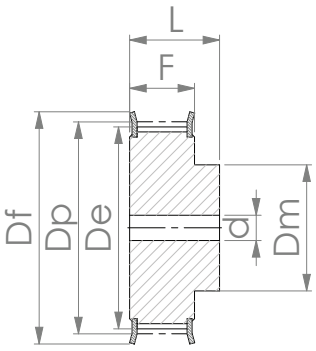


**TİP 2F**
*TYPE 2F*

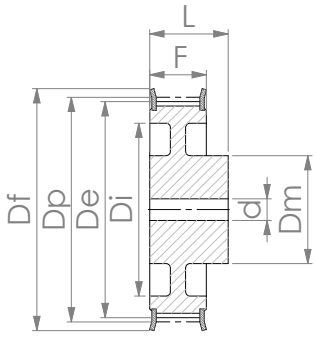


**TİP 4WF**
*TYPE 4WF*

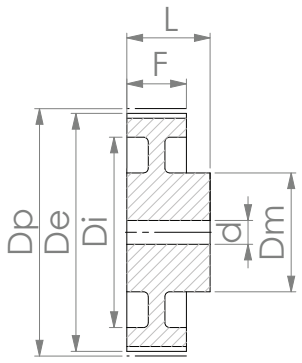


**TİP 4W**
*TYPE 4W*

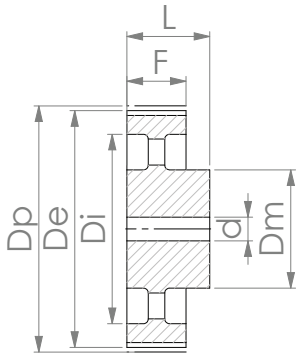


**TİP 4A**
*TYPE 4A*

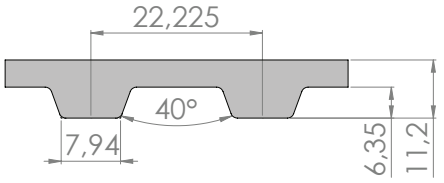


**XH TİPİ KAYIŞ PROFİLİ**
*XH TYPE BELT PROFILE*

## XH 400

**4,00'' (101,6 mm) ENİNDE KAYIŞ İÇİN (HATVE : 7/8'' - 22,225 mm)**
*FOR BELT WIDTH 4,00'' (101,6 mm) (PITCH : 7/8'' - 22,225 mm)*

| NİTELİKLER *FEATURES* | | KOD *CODE* | DİŞ SAYISI *N. OF TEETH* | TİP *TYPE* | FLANŞ TİPİ *FLANGE TYPE* | d | Dp | De | Df | Di | F | L | Dm | AĞIRLIK *WEIGHT* Kg |
|---|---|---|---|---|---|---|---|---|---|---|---|---|---|---|
| ÇELİK *STEEL* | FLANŞLI *WITH FLANGES* | 18-XH-400F | 18 | 2F | N 47 | 32 | 127,34 | 124,59 | 138 | | 118 | 132 | 100 | 10,45 |
| | | 19-XH-400F | 19 | 2F | N 50 | 32 | 134,42 | 131,67 | 146 | | 118 | 132 | 100 | 11,75 |
| | | 20-XH-400F | 20 | 2F | N 53 | 32 | 141,49 | 138,74 | 154 | | 118 | 132 | 100 | 13,11 |
| | | 21-XH-400F | 21 | 2F | N 55 | 32 | 148,57 | 145,82 | 160 | | 118 | 132 | 110 | 14,72 |
| | | 22-XH-400F | 22 | 2F | N 56 | 32 | 155,64 | 152,89 | 168 | | 118 | 132 | 110 | 16,23 |
| | | 24-XH-400F | 24 | 2F | N 59 | 32 | 169,79 | 167,04 | 183 | | 118 | 132 | 120 | 19,67 |
| | | 25-XH-400F | 25 | 2F | N 61 | 32 | 176,87 | 174,12 | 188 | | 118 | 132 | 120 | 21,41 |
| | | 26-XH-400F | 26 | 2F | N 64 | 32 | 183,94 | 181,19 | 198 | | 118 | 132 | 120 | 23,25 |
| | | 27-XH-400F | 27 | 2F | N 65 | 32 | 191,02 | 188,27 | 200 | | 118 | 132 | 120 | 25,07 |
| | | 28-XH-400F | 28 | 2F | N 68 | 32 | 198,09 | 195,34 | 211 | | 118 | 132 | 150 | 27,77 |
| | | 30-XH-400F | 30 | 2F | N 69 | 32 | 212,24 | 209,49 | 226 | | 118 | 132 | 150 | 31,92 |
| | | 32-XH-400F | 32 | 2F | N 72 | 32 | 226,39 | 223,64 | 240 | | 118 | 132 | 150 | 36,38 |
| | | 34-XH-400F | 34 | 2F | N 74 | 32 | 240,54 | 237,79 | 256 | | 118 | 132 | 150 | 41,03 |
| | | 38-XH-400F | 38 | 4WF | N 78 | 32 | 268,84 | 266,09 | 286 | 227 | 118 | 132 | 150 | 33,13 |
| | | 40-XH-400F | 40 | 4WF | N 79 | 32 | 282,99 | 280,24 | 296 | 241 | 118 | 132 | 150 | 34,51 |
| SFERO DÖKÜM *CAST IRON* | FLANSSIZ *W/O FLANGES* | 46-XH-400 | 46 | 4W | | 32 | 325,43 | 322,68 | | 283 | 118 | 132 | 175 | 44,88 |
| | | 48-XH-400 | 48 | 4W | | 32 | 339,58 | 336,83 | | 297 | 118 | 132 | 175 | 45,47 |
| | | 50-XH-400 | 50 | 4W | | 32 | 353,73 | 350,98 | | 300 | 118 | 132 | 175 | 52,53 |
| | | 60-XH-400 | 60 | 4W | | 32 | 424,48 | 421,73 | | 382 | 118 | 132 | 175 | 57,23 |
| | | 70-XH-400 | 70 | 4A | | 32 | 495,23 | 492,48 | | 453 | 118 | 132 | 175 | 63,28 |
| | | 72-XH-400 | 72 | 4A | | 32 | 509,37 | 506,62 | | 467 | 118 | 132 | 175 | 64,90 |
| | | 78-XH-400 | 78 | 4A | | 32 | 551,82 | 549,07 | | 510 | 118 | 132 | 175 | 71,32 |
| | | 80-XH-400 | 80 | 4A | | 32 | 565,97 | 563,22 | | 524 | 118 | 132 | 175 | 73,08 |

# XXH (31,750 MM – 1 1/4'') PROFİL PİLOT TRİGER KASNAKLAR
*XXH (31,750 MM – 1 1/4'') PROFILE PILOT BORE TIMING BELT PULLEYS*

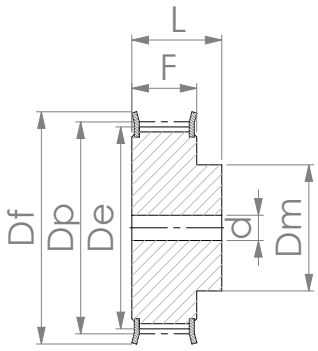


**TİP 2F**
*TYPE 2F*

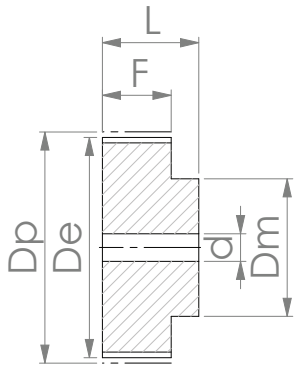


**TİP 2**
*TYPE 2*

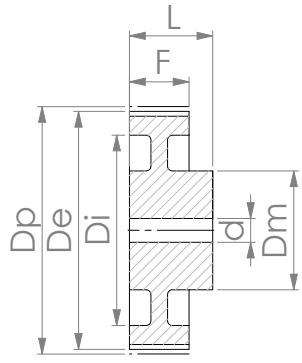


**TİP 4W**
*TYPE 4W*

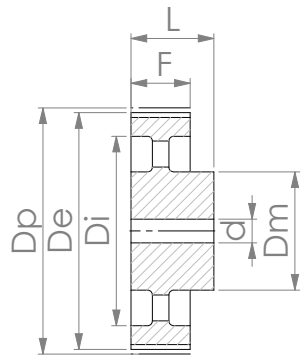


**TİP 4A**
*TYPE 4A*

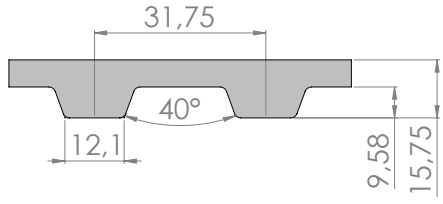


**XXH TİPİ KAYIŞ PROFİLİ**
*XXH TYPE BELT PROFILE*

## XXH 200

**2,00'' (50,8 mm) ENİNDE KAYIŞ İÇİN (HATVE : 1 1/4'' - 31,750 mm)**
*FOR BELT WIDTH 2,00'' (50,8 mm) (PITCH : 1 1/4'' - 31,750 mm)*

| NİTELİKLER *FEATURES* | | KOD *CODE* | DİŞ SAYISI *N. OF TEETH* | TİP *TYPE* | FLANŞ TİPİ *FLANGE TYPE* | d | Dp | De | Df | Di | F | L | Dm | AĞIRLIK *WEIGHT* Kg |
|---|---|---|---|---|---|---|---|---|---|---|---|---|---|---|
| ÇELİK *STEEL* | FLANŞLI *WITH FLANGES* | 18-XXH-200F | 18 | 2F | N 63 | 28 | 181,92 | 178,87 | 197 | | 64,2 | 100 | 140 | 15,66 |
| | | 19-XXH-200F | 19 | 2F | N 67 | 28 | 192,03 | 188,98 | 205 | | 64,2 | 100 | 140 | 17,06 |
| | | 20-XXH-200F | 20 | 2F | N 68 | 28 | 202,13 | 199,08 | 211 | | 64,2 | 100 | 150 | 19,18 |
| | | 21-XXH-200F | 21 | 2F | N 69 | 28 | 212,24 | 209,19 | 226 | | 64,2 | 100 | 150 | 20,87 |
| | | 22-XXH-200F | 22 | 2F | N 71 | 28 | 222,35 | 219,30 | 240 | | 64,2 | 100 | 150 | 22,59 |
| SFERO DÖKÜM *CAST IRON* | FLANŞSIZ *W/O FLANGES* | 24-XXH-200 | 24 | 2 | | 28 | 242,56 | 239,51 | | | 64,2 | 100 | 150 | 26,29 |
| | | 25-XXH-200 | 25 | 4W | | 28 | 252,67 | 249,62 | | 196 | 64,2 | 100 | 150 | 22,51 |
| | | 26-XXH-200 | 26 | 4W | | 28 | 262,77 | 259,72 | | 207 | 64,2 | 100 | 150 | 23,05 |
| | | 27-XXH-200 | 27 | 4W | | 28 | 272,88 | 269,83 | | 216 | 64,2 | 100 | 150 | 23,87 |
| | | 30-XXH-200 | 30 | 4W | | 28 | 303,20 | 300,15 | | 247 | 64,2 | 100 | 150 | 25,89 |
| | | 34-XXH-200 | 34 | 4W | | 28 | 343,63 | 340,58 | | 287 | 64,2 | 100 | 150 | 29,01 |
| | | 40-XXH-200 | 40 | 4W | | 28 | 404,27 | 401,22 | | 348 | 64,2 | 100 | 150 | 33,96 |
| | | 48-XXH-200 | 48 | 4W | | 32 | 485,12 | 482,07 | | 429 | 64,2 | 100 | 175 | 45,84 |
| | | 60-XXH-200 | 60 | 4A | | 32 | 606,40 | 603,35 | | 547 | 64,2 | 120 | 175 | 57,52 |
| | | 72-XXH-200 | 72 | 4A | | 38 | 727,68 | 724,63 | | 668 | 64,2 | 120 | 175 | 77,69 |
| | | 90-XXH-200 | 90 | 4A | | 38 | 909,60 | 906,55 | | 850 | 64,2 | 120 | 175 | 83,99 |

# XXH (31,750 MM – 1 1/4'') PROFİL PİLOT TRİGER KASNAKLAR
*XXH (31,750 MM – 1 1/4'') PROFILE PILOT BORE TIMING BELT PULLEYS*

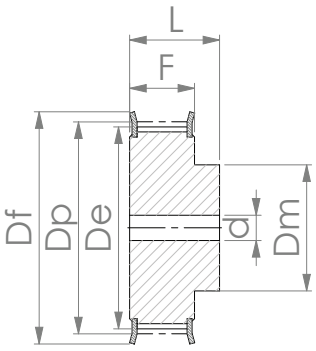


**TİP 2F**
*TYPE 2F*

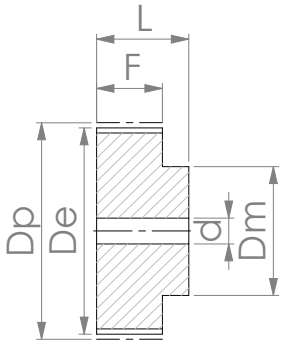


**TİP 2**
*TYPE 2*

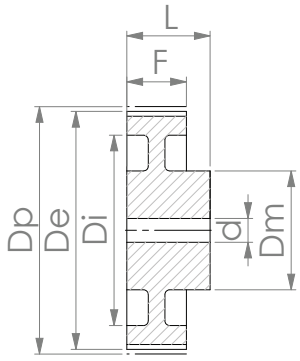


**TİP 4W**
*TYPE 4W*

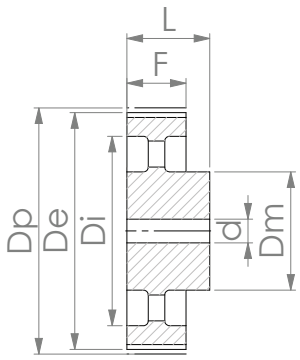


**TİP 4A**
*TYPE 4A*

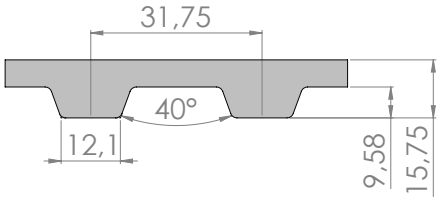


**XXH TİPİ KAYIŞ PROFİLİ**
*XXH TYPE BELT PROFILE*

## XXH 300

**3,00'' (76,2 mm) ENİNDE KAYIŞ İÇİN (HATVE : 1 1/4'' - 31,750 mm)**
*FOR BELT WIDTH 3,00'' (76,2 mm) (PITCH : 1 1/4'' - 31,750 mm)*

| NİTELİKLER *FEATURES* | | KOD *CODE* | DİŞ SAYISI *N. OF TEETH* | TİP *TYPE* | FLANŞ TİPİ *FLANGE TYPE* | d | Dp | De | Df | Di | F | L | Dm | AĞIRLIK *WEIGHT* Kg |
|---|---|---|---|---|---|---|---|---|---|---|---|---|---|---|
| ÇELİK *STEEL* | FLANŞLI *WITH FLANGES* | 18-XXH-300F | 18 | 2F | N 63 | 28 | 181,92 | 178,87 | 197 | | 91,4 | 110 | 140 | 18,34 |
| | | 19-XXH-300F | 19 | 2F | N 67 | 28 | 192,03 | 188,98 | 205 | | 91,4 | 110 | 140 | 20,34 |
| | | 20-XXH-300F | 20 | 2F | N 68 | 28 | 202,13 | 199,08 | 211 | | 91,4 | 110 | 150 | 22,79 |
| | | 21-XXH-300F | 21 | 2F | N 69 | 28 | 212,24 | 209,19 | 226 | | 91,4 | 110 | 150 | 25,16 |
| | | 22-XXH-300F | 22 | 2F | N 71 | 28 | 222,35 | 219,30 | 240 | | 91,4 | 110 | 150 | 27,58 |
| SFERO DÖKÜM *CAST IRON* | FLANŞSIZ *W/O FLANGES* | 24-XXH-300 | 24 | 2 | | 28 | 242,56 | 239,51 | | | 91,4 | 110 | 150 | 32,84 |
| | | 25-XXH-300 | 25 | 4W | | 28 | 252,67 | 249,62 | | 196 | 91,4 | 110 | 150 | 27,40 |
| | | 26-XXH-300 | 26 | 4W | | 28 | 262,77 | 259,72 | | 207 | 91,4 | 110 | 150 | 28,11 |
| | | 27-XXH-300 | 27 | 4W | | 28 | 272,88 | 269,83 | | 216 | 91,4 | 110 | 150 | 29,23 |
| | | 30-XXH-300 | 30 | 4W | | 28 | 303,20 | 300,15 | | 247 | 91,4 | 110 | 150 | 31,92 |
| | | 34-XXH-300 | 34 | 4W | | 28 | 343,63 | 340,58 | | 287 | 91,4 | 110 | 150 | 36,08 |
| | | 40-XXH-300 | 40 | 4W | | 28 | 404,27 | 401,22 | | 348 | 91,4 | 110 | 150 | 42,62 |
| | | 48-XXH-300 | 48 | 4W | | 32 | 485,12 | 482,07 | | 429 | 91,4 | 110 | 175 | 57,21 |
| | | 60-XXH-300 | 60 | 4A | | 32 | 606,40 | 603,35 | | 547 | 91,4 | 120 | 175 | 71,92 |
| | | 72-XXH-300 | 72 | 4A | | 38 | 727,68 | 724,63 | | 668 | 91,4 | 120 | 175 | 84,98 |
| | | 90-XXH-300 | 90 | 4A | | 38 | 909,60 | 906,55 | | 850 | 91,4 | 120 | 175 | 109,33 |

# XXH (31,750 MM – 1 1/4'') PROFİL PİLOT TRİGER KASNAKLAR
*XXH (31,750 MM – 1 1/4'') PROFILE PILOT BORE TIMING BELT PULLEYS*

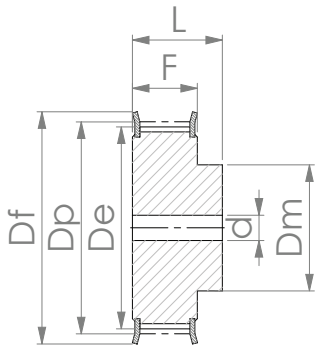


**TİP 2F**
*TYPE 2F*

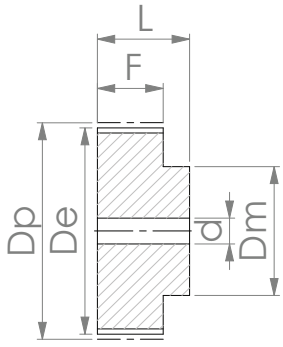


**TİP 2**
*TYPE 2*

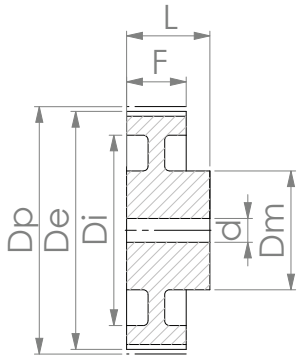


**TİP 4W**
*TYPE 4W*

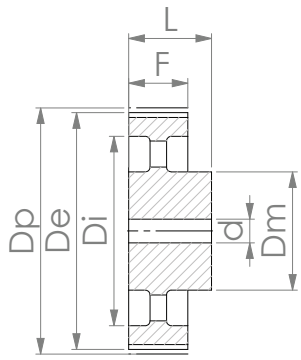


**TİP 4A**
*TYPE 4A*

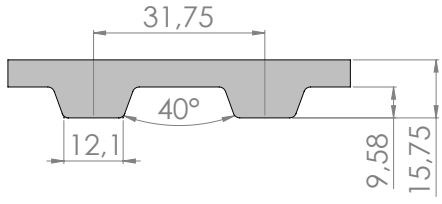


**XXH TİPİ KAYIŞ PROFİLİ**
*XXH TYPE BELT PROFILE*

## XXH 400

**4,00'' (101,6 mm) ENİNDE KAYIŞ İÇİN (HATVE : 1 1/4'' - 31,750 mm)**
*FOR BELT WIDTH 4,00'' (101,6 mm) (PITCH : 1 1/4'' - 31,750 mm)*

| NİTELİKLER *FEATURES* | | KOD *CODE* | DİŞ SAYISI *N. OF TEETH* | TİP *TYPE* | FLANŞ TİPİ *FLANGE TYPE* | d | Dp | De | Df | Di | F | L | Dm | AĞIRLIK *WEIGHT* Kg |
|---|---|---|---|---|---|---|---|---|---|---|---|---|---|---|
| ÇELİK *STEEL* | FLANŞLI *WITH FLANGES* | 18-XXH-400F | 18 | 2F | N 63 | 32 | 181,92 | 178,87 | 197 | | 120,7 | 140 | 140 | 23,30 |
| | | 19-XXH-400F | 19 | 2F | N 67 | 32 | 192,03 | 188,98 | 205 | | 120,7 | 140 | 140 | 25,96 |
| | | 20-XXH-400F | 20 | 2F | N 68 | 32 | 202,13 | 199,08 | 211 | | 120,7 | 140 | 150 | 29,10 |
| | | 21-XXH-400F | 21 | 2F | N 69 | 32 | 212,24 | 209,19 | 226 | | 120,7 | 140 | 150 | 32,19 |
| | | 22-XXH-400F | 22 | 2F | N 71 | 32 | 222,35 | 219,30 | 240 | | 120,7 | 140 | 150 | 35,37 |
| SFERO DÖKÜM *CAST IRON* | FLANŞSIZ *W/O FLANGES* | 24-XXH-400 | 24 | 2 | | 32 | 242,56 | 239,51 | | | 120,7 | 140 | 150 | 42,62 |
| | | 25-XXH-400 | 25 | 4W | | 32 | 252,67 | 249,62 | | 196 | 120,7 | 140 | 150 | 35,07 |
| | | 26-XXH-400 | 26 | 4W | | 32 | 262,77 | 259,72 | | 207 | 120,7 | 140 | 150 | 35,96 |
| | | 27-XXH-400 | 27 | 4W | | 32 | 272,88 | 269,83 | | 216 | 120,7 | 140 | 150 | 37,39 |
| | | 30-XXH-400 | 30 | 4W | | 32 | 303,20 | 300,15 | | 247 | 120,7 | 140 | 185 | 49,80 |
| | | 34-XXH-400 | 34 | 4W | | 32 | 343,63 | 340,58 | | 287 | 120,7 | 140 | 185 | 55,05 |
| | | 40-XXH-400 | 40 | 4W | | 32 | 404,27 | 401,22 | | 348 | 120,7 | 140 | 185 | 63,25 |
| | | 48-XXH-400 | 48 | 4W | | 38 | 485,12 | 482,07 | | 429 | 120,7 | 140 | 185 | 75,21 |
| | | 60-XXH-400 | 60 | 4A | | 38 | 606,40 | 603,35 | | 547 | 120,7 | 140 | 185 | 99,11 |
| | | 72-XXH-400 | 72 | 4A | | 38 | 727,68 | 724,63 | | 668 | 120,7 | 140 | 220 | 129,14 |
| | | 90-XXH-400 | 90 | 4A | | 38 | 909,60 | 906,55 | | 850 | 120,7 | 140 | 220 | 169,84 |

# XXH (31,750 MM – 1 1/4'') PROFİL PİLOT TRİGER KASNAKLAR
## *XXH (31,750 MM – 1 1/4'') PROFILE PILOT BORE TIMING BELT PULLEYS*

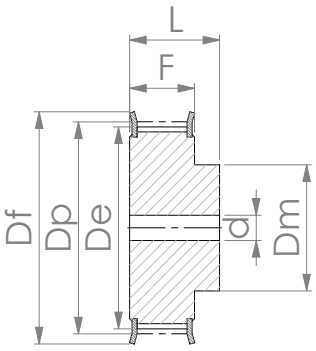


**TİP 2F**
*TYPE 2F*

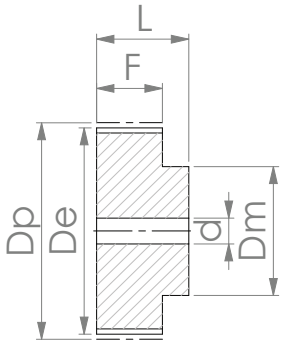


**TİP 2**
*TYPE 2*

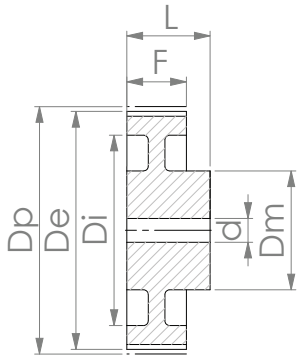


**TİP 4W**
*TYPE 4W*

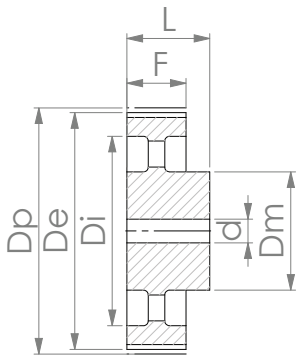


**TİP 4A**
*TYPE 4A*

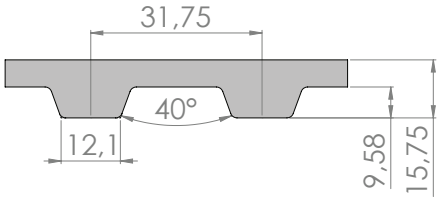


**XXH TİPİ KAYIŞ PROFİLİ**
*XXH TYPE BELT PROFILE*

## XXH 500

**5,00'' (127 mm) ENİNDE KAYIŞ İÇİN (HATVE : 1 1/4'' - 31,750 mm)**
*FOR BELT WIDTH 5,00'' (127 mm) (PITCH : 1 1/4'' - 31,750 mm)*

| NİTELİKLER *FEATURES* | | KOD *CODE* | DİŞ SAYISI *N. OF TEETH* | TİP *TYPE* | FLANŞ TİPİ *FLANGE TYPE* | d | Dp | De | Df | Di | F | L | Dm | AĞIRLIK *WEIGHT* Kg |
|---|---|---|---|---|---|---|---|---|---|---|---|---|---|---|
| ÇELİK *STEEL* | FLANŞLI *WITH FLANGES* | 18-XXH-500F | 18 | 2F | N 63 | 32 | 181,92 | 178,87 | 197 | | 145,3 | 168 | 140 | 27,94 |
| | | 19-XXH-500F | 19 | 2F | N 67 | 32 | 192,03 | 188,98 | 205 | | 145,3 | 168 | 140 | 31,13 |
| | | 20-XXH-500F | 20 | 2F | N 68 | 32 | 202,13 | 199,08 | 211 | | 145,3 | 168 | 150 | 34,92 |
| | | 21-XXH-500F | 21 | 2F | N 69 | 32 | 212,24 | 209,19 | 226 | | 145,3 | 168 | 150 | 38,62 |
| | | 22-XXH-500F | 22 | 2F | N 71 | 32 | 222,35 | 219,30 | 240 | | 145,3 | 168 | 150 | 42,44 |
| SFERO DÖKÜM *CAST IRON* | FLANŞSIZ *W/O FLANGES* | 24-XXH-500 | 24 | 2 | | 32 | 242,56 | 239,51 | | | 145,3 | 168 | 150 | 51,24 |
| | | 25-XXH-500 | 25 | 4W | | 32 | 252,67 | 249,62 | | 196 | 145,3 | 168 | 150 | 42,08 |
| | | 26-XXH-500 | 26 | 4W | | 32 | 262,77 | 259,72 | | 207 | 145,3 | 168 | 150 | 43,13 |
| | | 27-XXH-500 | 27 | 4W | | 32 | 272,88 | 269,83 | | 216 | 145,3 | 168 | 150 | 44,84 |
| | | 30-XXH-500 | 30 | 4W | | 32 | 303,20 | 300,15 | | 247 | 145,3 | 168 | 185 | 59,72 |
| | | 34-XXH-500 | 34 | 4W | | 32 | 343,63 | 340,58 | | 287 | 145,3 | 168 | 185 | 65,95 |
| | | 40-XXH-500 | 40 | 4W | | 32 | 404,27 | 401,22 | | 348 | 145,3 | 168 | 185 | 75,66 |
| | | 48-XXH-500 | 48 | 4W | | 38 | 485,12 | 482,07 | | 429 | 145,3 | 168 | 185 | 89,80 |
| | | 60-XXH-500 | 60 | 4A | | 38 | 606,40 | 603,35 | | 547 | 145,3 | 168 | 185 | 124,41 |
| | | 72-XXH-500 | 72 | 4A | | 38 | 727,68 | 724,63 | | 668 | 145,3 | 168 | 220 | 162,03 |
| | | 90-XXH-500 | 90 | 4A | | 38 | 909,60 | 906,55 | | 850 | 145,3 | 168 | 220 | 215,71 |

# Whitworth Hatveli Burçlu Triger Kasnaklar

*Withworth Pitch Timing Belt Pulleys For Taper Bushes*




GÜLÖZ

# L (9,525 MM – 3/8'') PROFİL BURÇLU TRİGER KASNAKLAR
*L (9,525 MM – 3/8'') PROFILE TIMING BELT PULLEYS FOR TAPER BUSHES*

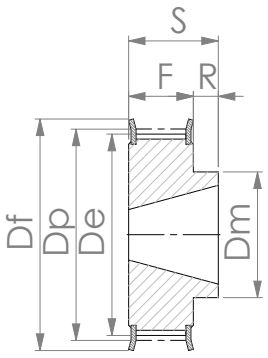


**TİP 8FB**
*TYPE 8FB*

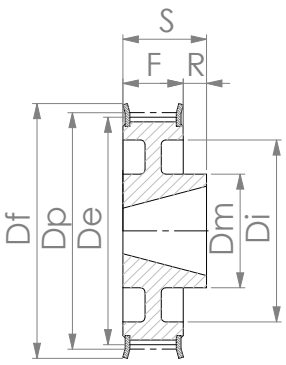


**TİP 8WFB**
*TYPE 8WFB*

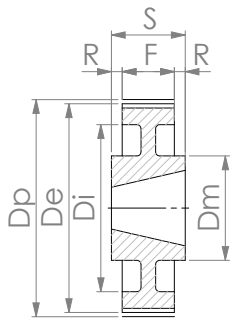


**TİP 7WB**
*TYPE 7WB*

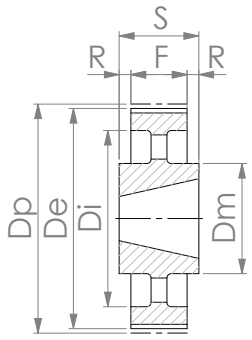


**TİP 7AB**
*TYPE 7AB*

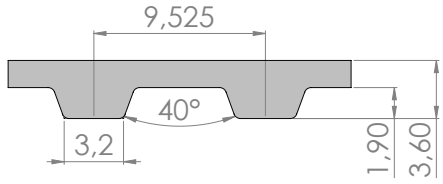


**L TİPİ KAYIŞ PROFİLİ**
*L TYPE BELT PROFILE*

## L 050

**0,50'' (12,7 mm) ENİNDE KAYIŞ İÇİN (HATVE : 3/8'' - 9,525 mm)**
*FOR BELT WIDTH 0,50'' (12,7 mm) (PITCH : 3/8'' - 9,525 mm)*

| NİTELİKLER *FEATURES* | | KOD *CODE* | DİŞ SAYISI *N. OF TEETH* | TİP *TYPE* | BURÇ *BUSH* | MAKS. DELİK *MAX. BORE* | FLANŞ TİPİ *FLANGE TYPE* | Dp | De | Df | Di | F | S | R | Dm | AĞIRLIK *WEIGHT* Kg |
|---|---|---|---|---|---|---|---|---|---|---|---|---|---|---|---|---|
| ÇELİK *STEEL* | FLANŞLI *WITH FLANGES* | B18-L-050F | 18 | 8FB | 1108 | 28 | M 24 | 54,58 | 53,82 | 60 | | 19 | 22 | 3 | 45 | 0,19 |
| | | B19-L-050F | 19 | 8FB | 1108 | 28 | M 24 | 57,61 | 56,85 | 60 | | 19 | 22 | 3 | 45 | 0,21 |
| | | B20-L-050F | 20 | 8FB | 1108 | 28 | M 26 | 60,64 | 59,88 | 66 | | 19 | 22 | 3 | 48 | 0,27 |
| | | B21-L-050F | 21 | 8FB | 1108 | 28 | M 27 | 63,67 | 62,91 | 71 | | 19 | 22 | 3 | 48 | 0,32 |
| | | B22-L-050F | 22 | 8FB | 1108 | 28 | M 28 | 66,70 | 65,94 | 75 | | 19 | 22 | 3 | 51 | 0,38 |
| | | B23-L-050F | 23 | 8FB | 1108 | 28 | M 28 | 69,74 | 68,98 | 75 | | 19 | 22 | 3 | 54 | 0,42 |
| | | B24-L-050F | 24 | 8FB | 1108 | 28 | M 29 | 72,77 | 72,01 | 79 | | 19 | 22 | 3 | 54 | 0,47 |
| | | B25-L-050F | 25 | 8FB | 1108 | 28 | M 30 | 75,80 | 75,04 | 83 | | 19 | 22 | 3 | 56 | 0,53 |
| | | B26-L-050F | 26 | 8FB | 1108 | 28 | M 31 | 78,83 | 78,07 | 87 | | 19 | 22 | 3 | 60 | 0,60 |
| | | B27-L-050F | 27 | 8FB | 1108 | 28 | M 31 | 81,86 | 81,10 | 87 | | 19 | 22 | 3 | 62 | 0,65 |
| | | B28-L-050F | 28 | 8FB | 1108 | 28 | M 32 | 84,90 | 84,14 | 91 | | 19 | 22 | 3 | 65 | 0,72 |
| | | B30-L-050F | 30 | 8FB | 1108 | 28 | M 35 | 90,96 | 90,20 | 97 | | 19 | 22 | 3 | 70 | 0,86 |
| | | B32-L-050F | 32 | 8FB | 1108 | 28 | M 36 | 97,02 | 96,26 | 103 | | 19 | 22 | 3 | 74 | 1,00 |
| | | B36-L-050F | 36 | 8FB | 1108 | 28 | M 39 | 109,15 | 108,39 | 115 | | 19 | 22 | 3 | 85 | 1,32 |
| | | B40-L-050F | 40 | 8FB | 1610 | 42 | M 44 | 121,28 | 120,52 | 127 | | 19 | 25 | 6 | 88 | 1,54 |
| | | B44-L-050F | 44 | 8WFB | 1610 | 42 | M 48 | 133,41 | 132,65 | 140 | 110 | 19 | 25 | 6 | 88 | 1,71 |
| | | B48-L-050F | 48 | 8WFB | 1610 | 42 | M 52 | 145,54 | 144,78 | 152 | 120 | 19 | 25 | 6 | 88 | 2,01 |
| SFERO DÖKÜM *CAST IRON* | FLANŞSIZ *W/O FLANGES* | B60-L-050 | 60 | 7WB | 1610 | 42 | | 181,92 | 181,16 | | 166 | 19 | 25 | 6 | 92 | 3,08 |
| | | B72-L-050 | 72 | 7AB | 1610 | 42 | | 218,30 | 217,54 | | 202 | 19 | 25 | 6 | 92 | 2,75 |
| | | B84-L-050 | 84 | 7AB | 1610 | 42 | | 254,69 | 253,93 | | 236 | 19 | 25 | 6 | 92 | 3,33 |
| | | B96-L-050 | 96 | 7AB | 2012 | 50 | | 291,07 | 290,31 | | 270 | 19 | 32 | 13 | 106 | 5,83 |
| | | B120-L-050 | 120 | 7AB | 2012 | 50 | | 363,84 | 363,08 | | 343 | 19 | 32 | 13 | 106 | 8,30 |

# L (9,525 MM – 3/8'') PROFİL BURÇLU TRİGER KASNAKLAR
*L (9,525 MM – 3/8'') PROFILE TIMING BELT PULLEYS FOR TAPER BUSHES*

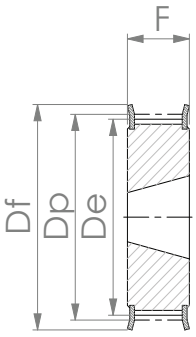


**TİP 1FB**
*TYPE 1FB*

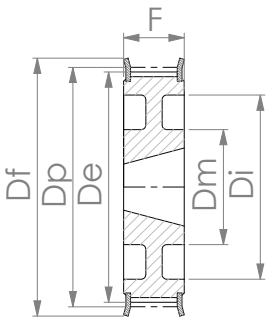


**TİP 3WFB**
*TYPE 3WFB*

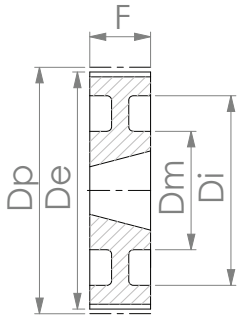


**TİP 3WB**
*TYPE 3WB*

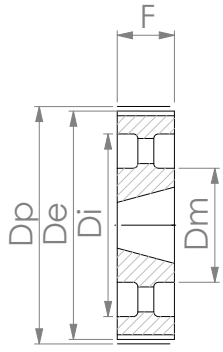


**TİP 3AB**
*TYPE 3AB*

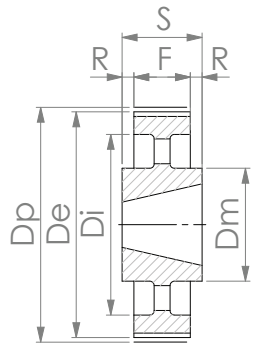


**TİP 7AB**
*TYPE 7AB*

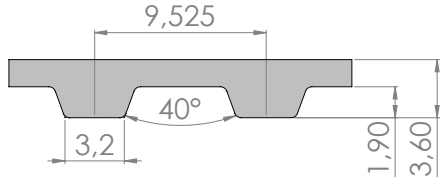


**L TİPİ KAYIŞ PROFİLİ**
*L TYPE BELT PROFILE*

## L 075

**0,75" (19,05 mm) ENİNDE KAYIŞ İÇİN (HATVE : 3/8" - 9,525 mm)**
*FOR BELT WIDTH 0,75" (19,05 mm) (PITCH : 3/8" - 9,525 mm)*

| NİTELİKLER *FEATURES* | | KOD *CODE* | DİŞ SAYISI *N. OF TEETH* | TİP *TYPE* | BURÇ *BUSH* | MAKS. DELİK *MAX. BORE* | FLANŞ TİPİ *FLANGE TYPE* | Dp | De | Df | Di | F | S | R | Dm | AĞIRLIK *WEIGHT* Kg |
|---|---|---|---|---|---|---|---|---|---|---|---|---|---|---|---|---|
| ÇELİK *STEEL* | FLANŞLI *WITH FLANGES* | B18-L-075F | 18 | 1FB | 1108 | 28 | M 24 | 54,58 | 53,82 | 60 | | 25 | 25 | | | 0,23 |
| | | B19-L-075F | 19 | 1FB | 1108 | 28 | M 24 | 57,61 | 56,85 | 60 | | 25 | 25 | | | 0,27 |
| | | B20-L-075F | 20 | 1FB | 1108 | 28 | M 26 | 60,64 | 59,88 | 66 | | 25 | 25 | | | 0,33 |
| | | B21-L-075F | 21 | 1FB | 1108 | 28 | M 27 | 63,67 | 62,91 | 71 | | 25 | 25 | | | 0,39 |
| | | B22-L-075F | 22 | 1FB | 1108 | 28 | M 28 | 66,70 | 65,94 | 75 | | 25 | 25 | | | 0,46 |
| | | B23-L-075F | 23 | 1FB | 1108 | 28 | M 28 | 69,74 | 68,98 | 75 | | 25 | 25 | | | 0,51 |
| | | B24-L-075F | 24 | 1FB | 1108 | 28 | M 29 | 72,77 | 72,01 | 79 | | 25 | 25 | | | 0,58 |
| | | B25-L-075F | 25 | 1FB | 1108 | 28 | M 30 | 75,80 | 75,04 | 83 | | 25 | 25 | | | 0,65 |
| | | B26-L-075F | 26 | 1FB | 1108 | 28 | M 31 | 78,83 | 78,07 | 87 | | 25 | 25 | | | 0,73 |
| | | B27-L-075F | 27 | 1FB | 1108 | 28 | M 31 | 81,86 | 81,10 | 87 | | 25 | 25 | | | 0,79 |
| | | B28-L-075F | 28 | 1FB | 1108 | 28 | M 32 | 84,90 | 84,14 | 91 | | 25 | 25 | | | 0,87 |
| | | B30-L-075F | 30 | 1FB | 1108 | 28 | M 35 | 90,96 | 90,20 | 97 | | 25 | 25 | | | 1,04 |
| | | B32-L-075F | 32 | 1FB | 1108 | 28 | M 36 | 97,02 | 96,26 | 103 | | 25 | 25 | | | 1,20 |
| | | B36-L-075F | 36 | 1FB | 1610 | 42 | M 39 | 109,15 | 108,39 | 115 | | 25 | 25 | | | 1,34 |
| | | B40-L-075F | 40 | 1FB | 1610 | 42 | M 44 | 121,28 | 120,52 | 127 | | 25 | 25 | | | 1,77 |
| | | B44-L-075F | 44 | 3WFB | 1610 | 42 | M 48 | 133,41 | 132,65 | 140 | 110 | 25 | 25 | | 90 | 2,00 |
| | | B48-L-075F | 48 | 3WFB | 1610 | 42 | M 52 | 145,54 | 144,78 | 152 | 120 | 25 | 25 | | 92 | 2,41 |
| SFERO DÖKÜM *CAST IRON* | FLANŞSIZ *W/O FLANGES* | B60-L-075 | 60 | 3WB | 1610 | 42 | | 181,92 | 181,16 | | 166 | 25 | 25 | | 92 | 3,39 |
| | | B72-L-075 | 72 | 3AB | 1610 | 42 | | 218,30 | 217,54 | | 202 | 25 | 25 | | 92 | 3,04 |
| | | B84-L-075 | 84 | 7AB | 2012 | 50 | | 254,69 | 253,93 | | 236 | 25 | 32 | 3,5 | 106 | 4,16 |
| | | B96-L-075 | 96 | 7AB | 2012 | 50 | | 291,07 | 290,31 | | 270 | 25 | 32 | 3,5 | 106 | 5,24 |
| | | B120-L-075 | 120 | 7AB | 2012 | 50 | | 363,84 | 363,08 | | 343 | 25 | 32 | 3,5 | 106 | 7,65 |

# L (9,525 MM – 3/8'') PROFİL BURÇLU TRİGER KASNAKLAR
## *L (9,525 MM – 3/8'') PROFILE TIMING BELT PULLEYS FOR TAPER BUSHES*

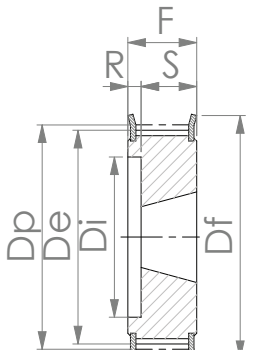


**TİP 5FB**
*TYPE 5FB*

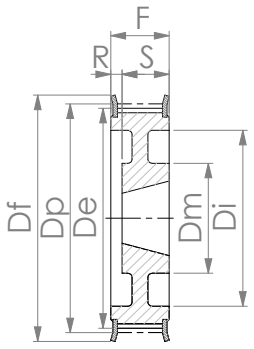


**TİP 5WFB**
*TYPE 5WFB*

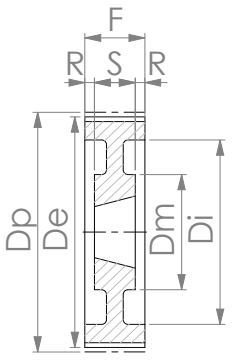


**TİP 9WB**
*TYPE 9WB*

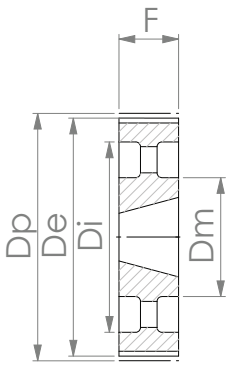


**TİP 3AB**
*TYPE 3AB*

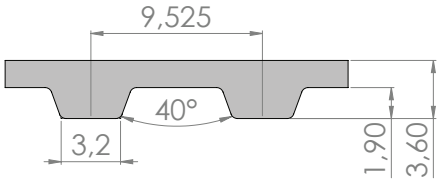


**L TİPİ KAYIŞ PROFİLİ**
*L TYPE BELT PROFILE*

## L 100

**1,00" (25,4 mm) ENİNDE KAYIŞ İÇİN (HATVE : 3/8" - 9,525 mm)**
*FOR BELT WIDTH 1" (25,4 mm) (PITCH : 3/8" - 9,525 mm)*

| NİTELİKLER *FEATURES* | | KOD *CODE* | DİŞ SAYISI *N. OF TEETH* | TİP *TYPE* | BURÇ *BUSH* | MAKS. DELİK *MAX. BORE* | FLANŞ TİPİ *FLANGE TYPE* | Dp | De | Df | Di | F | S | R | Dm | AĞIRLIK *WEIGHT* Kg |
|---|---|---|---|---|---|---|---|---|---|---|---|---|---|---|---|---|
| ÇELİK *STEEL* | FLANŞLI *WITH FLANGES* | B18-L-100F | 18 | 5FB | 1108 | 28 | M 24 | 54,58 | 53,82 | 60 | 38 | 31 | 22 | 9 | - | 0,27 |
| | | B19-L-100F | 19 | 5FB | 1108 | 28 | M 24 | 57,61 | 56,85 | 60 | 38 | 31 | 22 | 9 | - | 0,32 |
| | | B20-L-100F | 20 | 5FB | 1108 | 28 | M 26 | 60,64 | 59,88 | 66 | 45 | 31 | 22 | 9 | - | 0,36 |
| | | B21-L-100F | 21 | 5FB | 1108 | 28 | M 27 | 63,67 | 62,91 | 71 | 45 | 31 | 22 | 9 | - | 0,44 |
| | | B22-L-100F | 22 | 5FB | 1108 | 28 | M 28 | 66,70 | 65,94 | 75 | 48 | 31 | 22 | 9 | - | 0,50 |
| | | B23-L-100F | 23 | 5FB | 1108 | 28 | M 28 | 69,74 | 68,98 | 75 | 52 | 32 | 22 | 10 | - | 0,56 |
| | | B24-L-100F | 24 | 5FB | 1108 | 28 | M 29 | 72,77 | 72,01 | 79 | 52 | 32 | 22 | 10 | - | 0,65 |
| | | B25-L-100F | 25 | 5FB | 1108 | 28 | M 30 | 75,80 | 75,04 | 83 | 54 | 32 | 22 | 10 | - | 0,72 |
| | | B26-L-100F | 26 | 5FB | 1108 | 28 | M 31 | 78,83 | 78,07 | 87 | 60 | 32 | 22 | 10 | - | 0,78 |
| | | B27-L-100F | 27 | 5FB | 1108 | 28 | M 31 | 81,86 | 81,10 | 87 | 60 | 32 | 22 | 10 | - | 0,86 |
| | | B28-L-100F | 28 | 5FB | 1108 | 28 | M 32 | 84,90 | 84,14 | 91 | 65 | 32 | 22 | 10 | - | 0,92 |
| | | B30-L-100F | 30 | 5FB | 1210 | 32 | M 35 | 90,96 | 90,20 | 97 | 71 | 32 | 25 | 7 | - | 1,05 |
| | | B32-L-100F | 32 | 5FB | 1210 | 32 | M 36 | 97,02 | 96,26 | 103 | 75 | 32 | 25 | 7 | - | 1,24 |
| | | B36-L-100F | 36 | 5FB | 1610 | 42 | M 39 | 109,15 | 108,39 | 115 | 86 | 32 | 25 | 7 | - | 1,51 |
| | | B40-L-100F | 40 | 5FB | 1610 | 42 | M 44 | 121,28 | 120,52 | 127 | 96 | 32 | 25 | 7 | - | 1,98 |
| | | B44-L-100F | 44 | 5WFB | 1610 | 42 | M 48 | 133,41 | 132,65 | 140 | 110 | 32 | 25 | 7 | 90 | 2,29 |
| | | B48-L-100F | 48 | 5WFB | 1610 | 42 | M 52 | 145,54 | 144,78 | 152 | 120 | 32 | 25 | 7 | 92 | 2,78 |
| | | B60-L-100 | 60 | 9WB | 1610 | 42 | | 181,92 | 181,16 | | 166 | 32 | 25 | 3,5 | 92 | 3,95 |
| SFERO DÖKÜM *CAST IRON* | FLANŞSIZ *W/O FLANGES* | B72-L-100 | 72 | 3AB | 2012 | 50 | | 218,30 | 217,54 | | 202 | 32 | 32 | - | 92 | 3,49 |
| | | B84-L-100 | 84 | 3AB | 2012 | 50 | | 254,69 | 253,93 | | 236 | 32 | 32 | - | 92 | 4,35 |
| | | B96-L-100 | 96 | 3AB | 2012 | 50 | | 291,07 | 290,31 | | 270 | 32 | 32 | - | 106 | 6,16 |
| | | B120-L-100 | 120 | 3AB | 2012 | 50 | | 363,84 | 363,08 | | 343 | 32 | 32 | - | 106 | 9,05 |

# H (12,70 MM – 1/2'') PROFİL BURÇLU TRİGER KASNAKLAR
*H (12,70 MM – 1/2'') PROFILE TIMING BELT PULLEYS FOR TAPER BUSHES*

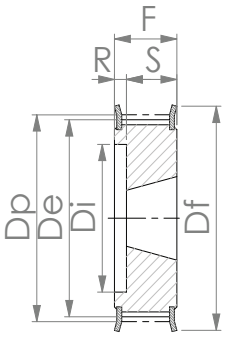


**TİP 5FB**
*TYPE 5FB*

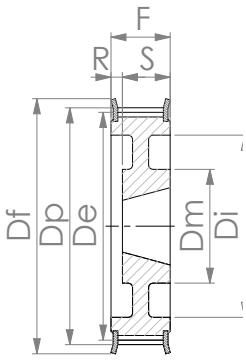


**TİP 5WFB**
*TYPE 5WFB*

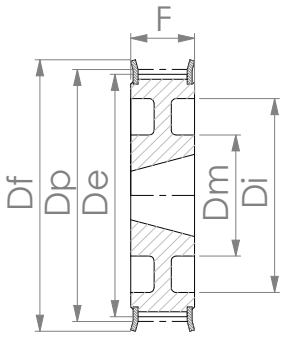


**TİP 3WFB**
*TYPE 3WFB*

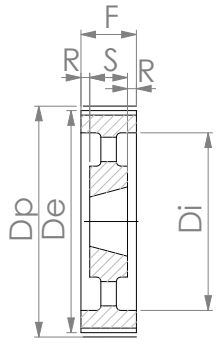


**TİP 9AB**
*TYPE 9AB*

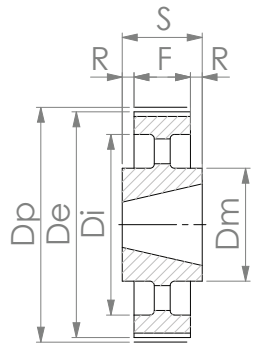


**TİP 7AB**
*TYPE 7AB*

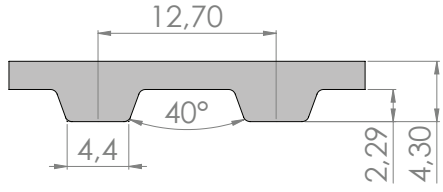


**H TİPİ KAYIŞ PROFİLİ**
*H TYPE BELT PROFILE*

## H 100

**1,00'' (25,4 mm) ENİNDE KAYIŞ İÇİN (HATVE : 1/2'' - 12,7 mm)**
*FOR BELT WIDTH 1,00'' (25,4 mm) (PITCH : 1/2'' - 12,7 mm)*

| NİTELİKLER *FEATURES* | | KOD *CODE* | DİŞ SAYISI *N. OF TEETH* | TİP *TYPE* | BURÇ *BUSH* | MAKS. DELİK *MAX. BORE* | FLANŞ TİPİ *FLANGE TYPE* | Dp | De | Df | Di | F | S | R | Dm | AĞIRLIK *WEIGHT* Kg |
|---|---|---|---|---|---|---|---|---|---|---|---|---|---|---|---|---|
| ÇELİK *STEEL* | FLANŞLI *WITH FLANGES* | B16-H-100F | 16 | 5FB | 1108 | 28 | M 27 | 64,68 | 63,32 | 71 | 45 | 31 | 22 | 9 | | 0,44 |
| | | B18-H-100F | 18 | 5FB | 1210 | 32 | M 29 | 72,77 | 71,41 | 79 | 52 | 31 | 25 | 6 | | 0,53 |
| | | B19-H-100F | 19 | 5FB | 1210 | 32 | M 30 | 76,81 | 75,45 | 83 | 56 | 31 | 25 | 6 | | 0,63 |
| | | B20-H-100F | 20 | 5FB | 1210 | 32 | M 31 | 80,85 | 79,49 | 87 | 60 | 31 | 25 | 6 | | 0,73 |
| | | B21-H-100F | 21 | 5FB | 1210 | 32 | M 32 | 84,90 | 83,54 | 91 | 64 | 32 | 25 | 7 | | 0,85 |
| | | B22-H-100F | 22 | 5FB | 1210 | 32 | M 33 | 88,94 | 87,58 | 93 | 67 | 32 | 25 | 7 | | 0,97 |
| | | B23-H-100F | 23 | 5FB | 1610 | 42 | M 35 | 92,98 | 91,62 | 97 | 70 | 32 | 25 | 7 | | 0,95 |
| | | B24-H-100F | 24 | 5FB | 1610 | 42 | M 36 | 97,02 | 95,66 | 103 | 74 | 32 | 25 | 7 | | 1,07 |
| | | B25-H-100F | 25 | 5FB | 1610 | 42 | M 37 | 101,07 | 99,71 | 106 | 77 | 32 | 25 | 7 | | 1,21 |
| | | B26-H-100F | 26 | 5FB | 1610 | 42 | M 38 | 105,11 | 103,75 | 111 | 82 | 32 | 25 | 7 | | 1,34 |
| | | B27-H-100F | 27 | 5FB | 1610 | 42 | M 39 | 109,15 | 107,79 | 115 | 85 | 32 | 25 | 7 | | 1,49 |
| | | B28-H-100F | 28 | 5FB | 1610 | 42 | M 41 | 113,19 | 111,83 | 119 | 90 | 32 | 25 | 7 | | 1,62 |
| | | B30-H-100F | 30 | 5FB | 1610 | 42 | M 44 | 121,28 | 119,92 | 127 | 98 | 32 | 25 | 7 | | 1,93 |
| | | B32-H-100F | 32 | 5WFB | 1610 | 42 | M 46 | 129,36 | 128,00 | 135 | 106 | 32 | 25 | 7 | 80 | 1,86 |
| | | B36-H-100F | 36 | 5WFB | 1610 | 42 | M 52 | 145,54 | 144,18 | 152 | 121 | 32 | 25 | 7 | 92 | 2,48 |
| | | B40-H-100F | 40 | 5WFB | 1610 | 42 | M 57 | 161,71 | 160,35 | 168 | 138 | 32 | 25 | 7 | 92 | 2,90 |
| | | B44-H-100F | 44 | 3WFB | 2012 | 50 | M 60 | 177,88 | 176,52 | 184 | 152 | 32 | 32 | | 106 | 3,77 |
| | | B48-H-100F | 48 | 3WFB | 2012 | 50 | M 66 | 194,05 | 192,69 | 200 | 169 | 32 | 32 | | 106 | 4,27 |
| SFERO DÖKÜM *CAST IRON* | FLANŞSIZ *W/O FLANGES* | B60-H-100 | 60 | 9AB | 2012 | 50 | | 242,56 | 241,20 | | 223 | 34 | 32 | 1 | 92 | 3,73 |
| | | B72-H-100 | 72 | 9AB | 2012 | 50 | | 291,07 | 289,71 | | 270 | 34 | 32 | 1 | 92 | 4,91 |
| | | B84-H-100 | 84 | 9AB | 2012 | 50 | | 339,58 | 338,22 | | 318 | 34 | 32 | 1 | 92 | 6,24 |
| | | B96-H-100 | 96 | 7AB | 2517 | 60 | | 388,09 | 386,73 | | 366 | 34 | 45 | 5,5 | 106 | 8,12 |
| | | B120-H-100 | 120 | 7AB | 2517 | 60 | | 485,12 | 483,76 | | 462 | 34 | 45 | 5,5 | 106 | 11,99 |

# H (12,70 MM – 1/2'') PROFİL BURÇLU TRİGER KASNAKLAR
## *H (12,70 MM – 1/2'') PROFILE TIMING BELT PULLEYS FOR TAPER BUSHES*

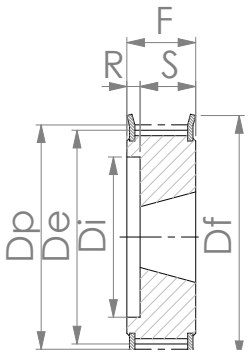


**TİP 5FB**
*TYPE 5FB*

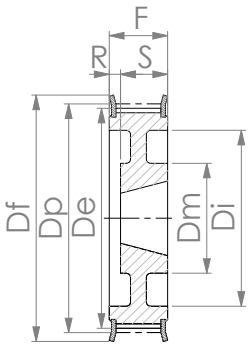


**TİP 5WFB**
*TYPE 5WFB*

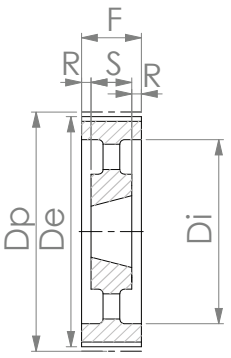


**TİP 9AB**
*TYPE 9AB*

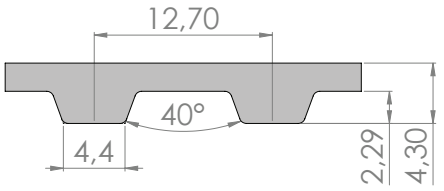


**H TİPİ KAYIŞ PROFİLİ**
*H TYPE BELT PROFILE*

## H 150

**1,50" (38,1 mm) ENİNDE KAYIŞ İÇİN (HATVE : 1/2" - 12,7 mm)**
*FOR BELT WIDTH 1,50" (38,1 mm) (PITCH : 1/2" - 12,7 mm)*

| NİTELİKLER *FEATURES* | | KOD *CODE* | DİŞ SAYISI *N. OF TEETH* | TİP *TYPE* | BURÇ *BUSH* | MAKS. DELİK *MAX. BORE* | FLANŞ TİPİ *FLANGE TYPE* | Dp | De | Df | Di | F | S | R | Dm | AĞIRLIK *WEIGHT* Kg |
|---|---|---|---|---|---|---|---|---|---|---|---|---|---|---|---|---|
| ÇELİK *STEEL* | FLANŞLI *WITH FLANGES* | B18-H-150F | 18 | 5FB | 1210 | 32 | M 29 | 72,77 | 71,41 | 79 | 52 | 45 | 25 | 20 | | 0,71 |
| | | B19-H-150F | 19 | 5FB | 1210 | 32 | M 30 | 76,81 | 75,45 | 83 | 56 | 45 | 25 | 20 | | 0,82 |
| | | B20-H-150F | 20 | 5FB | 1210 | 32 | M 31 | 80,85 | 79,49 | 87 | 60 | 45 | 25 | 20 | | 0,94 |
| | | B21-H-150F | 21 | 5FB | 1210 | 32 | M 32 | 84,90 | 83,54 | 91 | 64 | 45 | 25 | 20 | | 1,06 |
| | | B22-H-150F | 22 | 5FB | 1210 | 32 | M 33 | 88,94 | 87,58 | 93 | 67 | 45 | 25 | 20 | | 1,15 |
| | | B23-H-150F | 23 | 5FB | 1610 | 42 | M 35 | 92,98 | 91,62 | 97 | 70 | 45 | 25 | 20 | | 1,19 |
| | | B24-H-150F | 24 | 5FB | 1610 | 42 | M 36 | 97,02 | 95,66 | 103 | 74 | 45 | 25 | 20 | | 1,34 |
| | | B25-H-150F | 25 | 5FB | 1610 | 42 | M 37 | 101,07 | 99,71 | 106 | 77 | 45 | 25 | 20 | | 1,49 |
| | | B26-H-150F | 26 | 5FB | 1610 | 42 | M 38 | 105,11 | 103,75 | 111 | 82 | 45 | 25 | 20 | | 1,63 |
| | | B27-H-150F | 27 | 5FB | 1610 | 42 | M 39 | 109,15 | 107,79 | 115 | 85 | 45 | 25 | 20 | | 1,80 |
| | | B28-H-150F | 28 | 5FB | 1610 | 42 | M 41 | 113,19 | 111,83 | 119 | 90 | 45 | 25 | 20 | | 1,94 |
| | | B30-H-150F | 30 | 5FB | 1610 | 42 | M 44 | 121,28 | 119,92 | 127 | 98 | 45 | 25 | 20 | | 2,27 |
| | | B32-H-150F | 32 | 5WFB | 1610 | 42 | M 46 | 129,36 | 128,00 | 135 | 106 | 45 | 25 | 20 | 80 | 2,32 |
| | | B36-H-150F | 36 | 5WFB | 1610 | 42 | M 52 | 145,54 | 144,18 | 152 | 121 | 45 | 25 | 20 | 92 | 3,04 |
| | | B40-H-150F | 40 | 5WFB | 1610 | 42 | M 57 | 161,71 | 160,35 | 168 | 138 | 45 | 25 | 20 | 92 | 3,58 |
| | | B44-H-150F | 44 | 5WFB | 2012 | 50 | M 60 | 177,88 | 176,52 | 184 | 152 | 45 | 32 | 13 | 106 | 4,58 |
| | | B48-H-150F | 48 | 5WFB | 2012 | 50 | M 66 | 194,05 | 192,69 | 200 | 169 | 45 | 32 | 13 | 106 | 5,22 |
| SFERO DÖKÜM *CAST IRON* | FLANŞSIZ *W/O FLANGES* | B60-H-150 | 60 | 9AB | 2012 | 50 | | 242,56 | 241,20 | | 223 | 46 | 32 | 7 | 92 | 4,61 |
| | | B72-H-150 | 72 | 9AB | 2012 | 50 | | 291,07 | 289,71 | | 270 | 46 | 32 | 7 | 92 | 6,14 |
| | | B84-H-150 | 84 | 9AB | 2012 | 50 | | 339,58 | 338,22 | | 318 | 46 | 32 | 7 | 92 | 7,84 |
| | | B96-H-150 | 96 | 9AB | 2517 | 60 | | 388,09 | 386,73 | | 366 | 46 | 45 | 0,5 | 106 | 10,12 |
| | | B120-H-150 | 120 | 9AB | 2517 | 60 | | 485,12 | 483,76 | | 462 | 46 | 45 | 0,5 | 106 | 15,05 |

# H (12,70 MM – 1/2'') PROFİL BURÇLU TRİGER KASNAKLAR
*H (12,70 MM – 1/2'') PROFILE TIMING BELT PULLEYS FOR TAPER BUSHES*

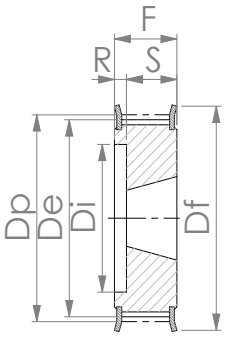


**TİP 5FB**
*TYPE 5FB*

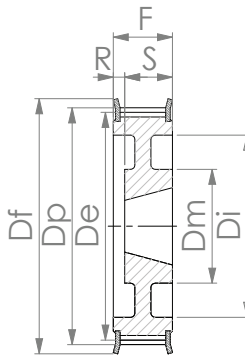


**TİP 5WFB**
*TYPE 5WFB*

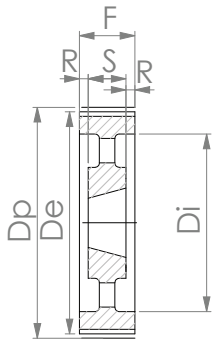


**TİP 9AB**
*TYPE 9AB*

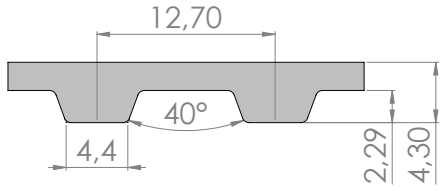


**H TİPİ KAYIŞ PROFİLİ**
*H TYPE BELT PROFILE*

## H 200

**2,00" (50,8 mm) ENİNDE KAYIŞ İÇİN (HATVE : 1/2" - 12,7 mm)**
*FOR BELT WIDTH 2,00" (50,8 mm) (PITCH : 1/2" - 12,7 mm)*

| NİTELİKLER *FEATURES* | | KOD *CODE* | DİŞ SAYISI *N. OF TEETH* | TİP *TYPE* | BURÇ BUSH | MAKS. DELİK MAX. BORE | FLANŞ TİPİ FLANGE TYPE | Dp | De | Df | Di | F | S | R | Dm | AĞIRLIK *WEIGHT* Kg |
|---|---|---|---|---|---|---|---|---|---|---|---|---|---|---|---|---|
| ÇELİK *STEEL* | FLANŞLI *WITH FLANGES* | B18-H-200F | 18 | 5FB | 1210 | 32 | M 29 | 72,77 | 71,41 | 79 | 52 | 58 | 25 | 33 | | 0,88 |
| | | B19-H-200F | 19 | 5FB | 1210 | 32 | M 30 | 76,81 | 75,45 | 83 | 56 | 58 | 25 | 33 | | 1,00 |
| | | B20-H-200F | 20 | 5FB | 1610 | 32 | M 31 | 80,85 | 79,49 | 87 | 60 | 58 | 25 | 33 | | 0,98 |
| | | B21-H-200F | 21 | 5FB | 1610 | 42 | M 32 | 84,90 | 83,54 | 91 | 64 | 58 | 25 | 33 | | 1,11 |
| | | B22-H-200F | 22 | 5FB | 1610 | 42 | M 33 | 88,94 | 87,58 | 93 | 67 | 58 | 25 | 33 | | 1,27 |
| | | B23-H-200F | 23 | 5FB | 1610 | 42 | M 35 | 92,98 | 91,62 | 97 | 70 | 58 | 25 | 33 | | 1,44 |
| | | B24-H-200F | 24 | 5FB | 1610 | 42 | M 36 | 97,02 | 95,66 | 103 | 74 | 58 | 25 | 33 | | 1,60 |
| | | B25-H-200F | 25 | 5FB | 1610 | 42 | M 37 | 101,07 | 99,71 | 106 | 77 | 58 | 25 | 33 | | 1,78 |
| | | B26-H-200F | 26 | 5FB | 1610 | 42 | M 38 | 105,11 | 103,75 | 111 | 82 | 58 | 25 | 33 | | 1,91 |
| | | B27-H-200F | 27 | 5FB | 1610 | 42 | M 39 | 109,15 | 107,79 | 115 | 85 | 58 | 25 | 33 | | 2,12 |
| | | B28-H-200F | 28 | 5FB | 1610 | 42 | M 41 | 113,19 | 111,83 | 119 | 90 | 58 | 25 | 33 | | 2,25 |
| | | B30-H-200F | 30 | 5FB | 1610 | 42 | M 44 | 121,28 | 119,92 | 127 | 98 | 58 | 25 | 33 | | 2,61 |
| | | B32-H-200F | 32 | 5FB | 2012 | 50 | M 46 | 129,36 | 128,00 | 135 | 106 | 58 | 32 | 26 | | 3,06 |
| | | B36-H-200F | 36 | 5WFB | 2012 | 50 | M 52 | 145,54 | 144,18 | 152 | 121 | 58 | 32 | 26 | 102 | 3,72 |
| | | B40-H-200F | 40 | 5WFB | 2012 | 50 | M 57 | 161,71 | 160,35 | 168 | 138 | 58 | 32 | 26 | 106 | 4,45 |
| | | B44-H-200F | 44 | 5WFB | 2012 | 50 | M 60 | 177,88 | 176,52 | 184 | 152 | 58 | 32 | 26 | 106 | 5,39 |
| | | B48-H-200F | 48 | 5WFB | 2517 | 60 | M 66 | 194,05 | 192,69 | 200 | 169 | 58 | 45 | 13 | 119 | 6,60 |
| | | B60-H-200 | 60 | 9AB | 2517 | 60 | | 242,56 | 241,20 | | 223 | 60 | 45 | 7,5 | 119 | 6,67 |
| SFERO DÖKÜM *CAST IRON* | FLANŞSIZ *W/O FLANGES* | B72-H-200 | 72 | 9AB | 2517 | 60 | | 291,07 | 289,71 | | 270 | 60 | 45 | 7,5 | 119 | 8,77 |
| | | B84-H-200 | 84 | 9AB | 2517 | 60 | | 339,58 | 338,22 | | 318 | 60 | 45 | 7,5 | 119 | 10,91 |
| | | B96-H-200 | 96 | 9AB | 2517 | 60 | | 388,09 | 386,73 | | 366 | 60 | 45 | 7,5 | 119 | 13,35 |
| | | B120-H-200 | 120 | 9AB | 2517 | 60 | | 485,12 | 483,76 | | 462 | 60 | 45 | 7,5 | 119 | 19,49 |

# H (12,70 MM – 1/2'') PROFİL BURÇLU TRİGER KASNAKLAR
*H (12,70 MM – 1/2'') PROFILE TIMING BELT PULLEYS FOR TAPER BUSHES*

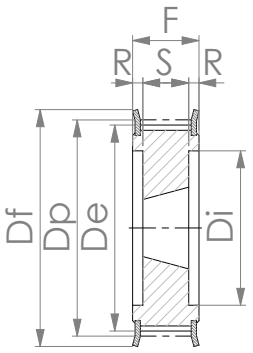


**TİP 4FB**
*TYPE 4FB*

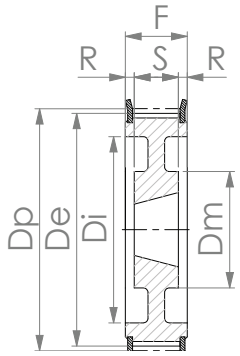


**TİP 9WFB**
*TYPE 9WFB*

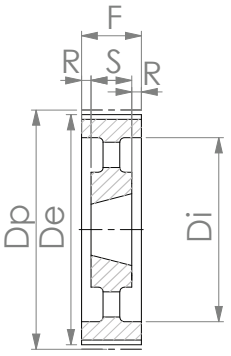


**TİP 9AB**
*TYPE 9AB*

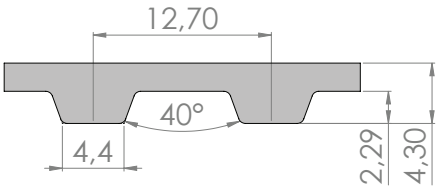


**H TİPİ KAYIŞ PROFİLİ**
*H TYPE BELT PROFILE*

## H 300

**3,00" (76,2 mm) ENİNDE KAYIŞ İÇİN (HATVE : 1/2" - 12,7 mm)**
*FOR BELT WIDTH 3,00" (76,2 mm) (PITCH : 1/2" - 12,7 mm)*

| NİTELİKLER *FEATURES* | | KOD *CODE* | DİŞ SAYISI *N. OF TEETH* | TİP *TYPE* | BURÇ *BUSH* | MAKS. DELİK *MAX. BORE* | FLANŞ TİPİ *FLANGE TYPE* | Dp | De | Df | Di | F | S | R | Dm | AĞIRLIK *WEIGHT* Kg |
|---|---|---|---|---|---|---|---|---|---|---|---|---|---|---|---|---|
| ÇELİK *STEEL* | FLANŞLI *WITH FLANGES* | B20-H-300F | 20 | 4FB | 1615 | 42 | M 31 | 80,85 | 79,49 | 87 | 65 | 84 | 38 | 23 | - | 1,26 |
| | | B21-H-300F | 21 | 4FB | 1615 | 42 | M 32 | 84,90 | 83,54 | 91 | 65 | 84 | 38 | 23 | - | 1,60 |
| | | B22-H-300F | 22 | 4FB | 1615 | 42 | M 33 | 88,94 | 87,58 | 93 | 67 | 84 | 38 | 23 | - | 1,88 |
| | | B23-H-300F | 23 | 4FB | 1615 | 42 | M 35 | 92,98 | 91,62 | 97 | 70 | 84 | 38 | 23 | - | 2,13 |
| | | B24-H-300F | 24 | 4FB | 1615 | 42 | M 36 | 97,02 | 95,66 | 103 | 74 | 84 | 38 | 23 | - | 2,36 |
| | | B25-H-300F | 25 | 4FB | 1615 | 42 | M 37 | 101,07 | 99,71 | 106 | 77 | 84 | 38 | 23 | - | 2,63 |
| | | B26-H-300F | 26 | 4FB | 1615 | 42 | M 38 | 105,11 | 103,75 | 111 | 82 | 84 | 38 | 23 | - | 2,83 |
| | | B27-H-300F | 27 | 4FB | 2012 | 50 | M 39 | 109,15 | 107,79 | 115 | 85 | 84 | 32 | 26 | - | 2,64 |
| | | B28-H-300F | 28 | 4FB | 2012 | 50 | M 41 | 113,19 | 111,83 | 119 | 90 | 84 | 32 | 26 | - | 2,82 |
| | | B30-H-300F | 30 | 4FB | 2012 | 50 | M 44 | 121,28 | 119,92 | 127 | 98 | 84 | 32 | 26 | - | 3,30 |
| | | B32-H-300F | 32 | 4FB | 2517 | 60 | M 46 | 129,36 | 128,00 | 135 | 106 | 84 | 45 | 19,5 | - | 3,74 |
| | | B36-H-300F | 36 | 4FB | 2517 | 60 | M 52 | 145,54 | 144,18 | 152 | 121 | 84 | 45 | 19,5 | - | 5,20 |
| | | B40-H-300F | 40 | 4FB | 2517 | 60 | M 57 | 161,71 | 160,35 | 168 | 138 | 84 | 45 | 19,5 | - | 6,68 |
| | | B44-H-300F | 44 | 9WFB | 2517 | 60 | M 60 | 177,88 | 176,52 | 184 | 150 | 86 | 45 | 20,5 | 119 | 7,51 |
| | | B48-H-300F | 48 | 9WFB | 2517 | 60 | M 66 | 194,05 | 192,69 | 200 | 168 | 86 | 45 | 20,5 | 119 | 8,35 |
| SFERO DÖKÜM *CAST IRON* | FLANŞSIZ *W/O FLANGES* | B60-H-300 | 60 | 9AB | 2517 | 60 | | 242,56 | 241,20 | | 223 | 86 | 45 | 20,5 | 119 | 8,30 |
| | | B72-H-300 | 72 | 9AB | 2517 | 60 | | 291,07 | 289,71 | | 270 | 86 | 45 | 20,5 | 119 | 10,97 |
| | | B84-H-300 | 84 | 9AB | 2517 | 60 | | 339,58 | 338,22 | | 318 | 86 | 45 | 20,5 | 119 | 13,93 |
| | | B96-H-300 | 96 | 9AB | 3030 | 75 | | 388,09 | 386,73 | | 366 | 86 | 76 | 5 | 150 | 19,82 |
| | | B120-H-300 | 120 | 9AB | 3030 | 75 | | 485,12 | 483,76 | | 462 | 86 | 76 | 5 | 150 | 26,36 |

# XH (22,225 MM – 7/8'') PROFİL BURÇLU TRİGER KASNAKLAR*H (12,70*
*XH (22,225 MM – 7/8'') PROFILE TIMING BELT PULLEYS FOR TAPER BUSHES*

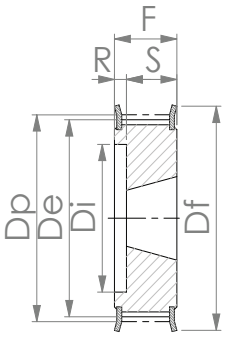


**TİP 5FB**
*TYPE 5FB*

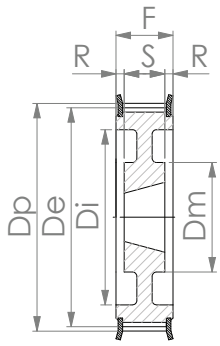


**TİP 9WFB**
*TYPE 9WFB*

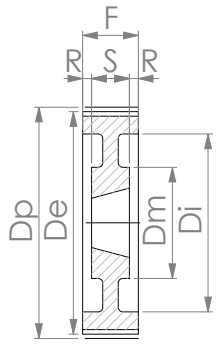


**TİP 9WB**
*TYPE 9WB*

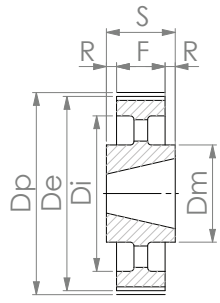


**TİP 7AB**
*TYPE 7AB*

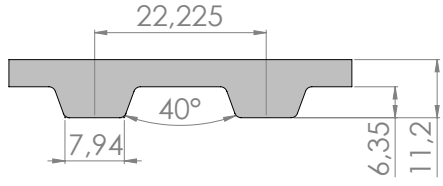


**XH TİPİ KAYIŞ PROFİLİ**
*XH TYPE BELT PROFILE*

## XH 200

**2,00'' (50,8 mm) ENİNDE KAYIŞ İÇİN (HATVE : 7/8'' - 22,225 mm)**
*FOR BELT WIDTH 2,00'' (50,8 mm) (PITCH : 7/8'' - 22,225 mm)*

| NİTELİKLER *FEATURES* | | KOD *CODE* | DİŞ SAYISI *N. OF TEETH* | TİP *TYPE* | BURÇ BUSH | MAKS. DELİK MAX. BORE | FLANŞ TİPİ FLANGE TYPE | Dp | De | Df | Di | F | S | R | Dm | AĞIRLIK *WEIGHT* Kg |
|---|---|---|---|---|---|---|---|---|---|---|---|---|---|---|---|---|
| SFERO DÖKÜM *CAST IRON* | FLANŞLI *WITH FLANGES* | B18-XH-200F | 18 | 5FB | 2517 | 60 | N 47 | 127,34 | 124,59 | 138 | 95 | 64 | 45 | 19 | | 2,58 |
| | | B20-XH-200F | 20 | 5FB | 2517 | 60 | N 53 | 141,49 | 138,74 | 154 | 110 | 64 | 45 | 19 | | 3,60 |
| | | B22-XH-200F | 22 | 5FB | 2517 | 60 | N 56 | 155,64 | 152,89 | 168 | 120 | 64 | 45 | 19 | | 4,83 |
| | | B24-XH-200F | 24 | 5FB | 2517 | 60 | N 59 | 169,79 | 167,04 | 183 | 135 | 64 | 45 | 19 | | 6,03 |
| | | B26-XH-200F | 26 | 5FB | 2517 | 60 | N 64 | 183,94 | 181,19 | 198 | 150 | 64 | 45 | 19 | | 7,41 |
| | | B28-XH-200F | 28 | 9WFB | 2517 | 60 | N 68 | 198,09 | 195,34 | 211 | 165 | 64 | 45 | 9,5 | 120 | 6,29 |
| | | B30-XH-200F | 30 | 9WFB | 2517 | 60 | N 69 | 212,24 | 209,49 | 226 | 180 | 64 | 45 | 9,5 | 120 | 6,82 |
| | | B32-XH-200F | 32 | 9WFB | 2517 | 60 | N 72 | 226,39 | 223,64 | 240 | 195 | 64 | 45 | 9,5 | 120 | 7,38 |
| | | B40-XH-200F | 40 | 9WFB | 3020 | 75 | N 79 | 282,99 | 280,24 | 296 | 245 | 64 | 51 | 6,5 | 160 | 12,82 |
| | FLANŞSIZ *W/O FLANGES* | B48-XH-200 | 48 | 9WB | 3020 | 75 | | 339,58 | 336,83 | | 300 | 64 | 51 | 6,5 | 160 | 17,51 |
| | | B60-XH-200 | 60 | 7AB | 3535 | 90 | | 424,48 | 421,73 | | 385 | 64 | 89 | 12,5 | 190 | 28,51 |
| | | B72-XH-200 | 72 | 7AB | 3535 | 90 | | 509,37 | 506,62 | | 470 | 64 | 89 | 12,5 | 190 | 34,33 |
| | | B84-XH-200 | 84 | 7AB | 3535 | 90 | | 594,27 | 591,52 | | 555 | 64 | 89 | 12,5 | 190 | 40,99 |
| | | B96-XH-200 | 96 | 7AB | 3535 | 90 | | 679,17 | 676,42 | | 640 | 64 | 89 | 12,5 | 190 | 48,47 |
| | | B120-XH-200 | 120 | 7AB | 3535 | 90 | | 848,96 | 846,21 | | 810 | 64 | 89 | 12,5 | 190 | 66,62 |

# XH (22,225 MM – 7/8'') PROFİL BURÇLU TRİGER KASNAKLAR
## *XH (22,225 MM – 7/8'') PROFILE TIMING BELT PULLEYS FOR TAPER BUSHES*

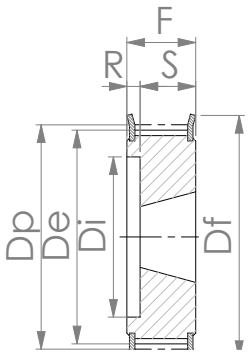


**TİP 5FB**
*TYPE 5FB*

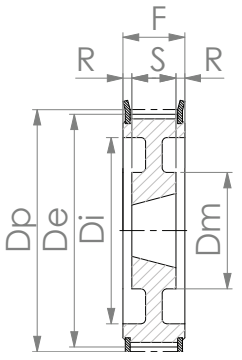


**TİP 9WFB**
*TYPE 9WFB*

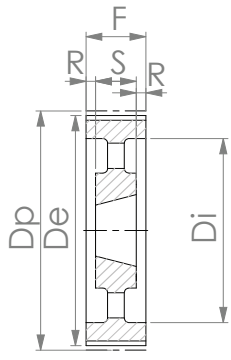


**TİP 9AB**
*TYPE 9AB*

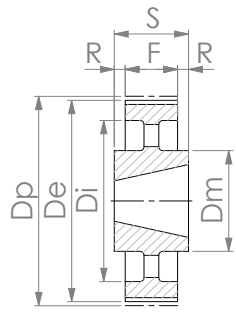


**TİP 7AB**
*TYPE 7AB*

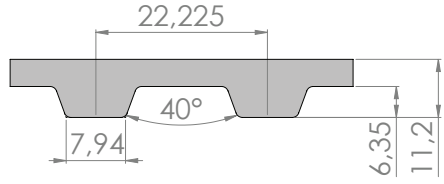


**XH TİPİ KAYIŞ PROFİLİ**
*XH TYPE BELT PROFILE*

## XH 300

**3,00'' (76,2 mm) ENİNDE KAYIŞ İÇİN (HATVE : 7/8'' - 22,225 mm)**
*FOR BELT WIDTH 3,00'' (76,2 mm) (PITCH : 7/8'' - 22,225 mm)*

| NİTELİKLER *FEATURES* | | KOD *CODE* | DİŞ SAYISI *N. OF TEETH* | TİP *TYPE* | BURÇ *BUSH* | MAKS. DELİK *MAX. BORE* | FLANŞ TİPİ *FLANGE TYPE* | Dp | De | Df | Di | F | S | R | Dm | AĞIRLIK *WEIGHT* Kg |
|---|---|---|---|---|---|---|---|---|---|---|---|---|---|---|---|---|
| SFERO DÖKÜM *CAST IRON* | FLANŞLI *WITH FLANGES* | B18-XH-300F | 18 | 5FB | 2517 | 60 | N 47 | 127,34 | 124,59 | 138 | 95 | 90 | 45 | 45 | | 3,32 |
| | | B20-XH-300F | 20 | 5FB | 2517 | 60 | N 53 | 141,49 | 138,74 | 154 | 110 | 90 | 45 | 45 | | 4,40 |
| | | B22-XH-300F | 22 | 5FB | 2517 | 60 | N 56 | 155,64 | 152,89 | 168 | 120 | 90 | 45 | 45 | | 5,89 |
| | | B24-XH-300F | 24 | 5FB | 2517 | 60 | N 59 | 169,79 | 167,04 | 183 | 135 | 90 | 45 | 45 | | 7,17 |
| | | B26-XH-300F | 26 | 5FB | 2517 | 60 | N 64 | 183,94 | 181,19 | 198 | 150 | 90 | 45 | 45 | | 8,61 |
| | | B28-XH-300F | 28 | 5FB | 3020 | 75 | N 68 | 198,09 | 195,34 | 211 | 165 | 90 | 51 | 39 | | 9,75 |
| | | B30-XH-300F | 30 | 5FB | 3020 | 75 | N 69 | 212,24 | 209,49 | 226 | 180 | 90 | 51 | 39 | | 11,53 |
| | | B32-XH-300F | 32 | 5FB | 3020 | 75 | N 72 | 226,39 | 223,64 | 240 | 195 | 90 | 51 | 39 | | 13,43 |
| | | B40-XH-300F | 40 | 9WFB | 3020 | 75 | N 79 | 282,99 | 280,24 | 296 | 245 | 90 | 51 | 19,5 | 160 | 15,69 |
| | FLANŞSIZ *W/O FLANGES* | B48-XH-300 | 48 | 9AB | 3020 | 75 | | 339,58 | 336,83 | | 300 | 90 | 51 | 19,5 | 160 | 21,81 |
| | | B60-XH-300 | 60 | 9AB | 3535 | 90 | | 424,48 | 421,73 | | 385 | 90 | 89 | 0,5 | 190 | 35,68 |
| | | B72-XH-300 | 72 | 9AB | 3535 | 90 | | 509,37 | 506,62 | | 470 | 90 | 89 | 0,5 | 190 | 44,24 |
| | | B84-XH-300 | 84 | 7AB | 4040 | 100 | | 594,27 | 591,52 | | 555 | 90 | 102 | 6 | 190 | 54,88 |
| | | B96-XH-300 | 96 | 7AB | 4040 | 100 | | 679,17 | 676,42 | | 640 | 90 | 102 | 6 | 190 | 63,83 |
| | | B120-XH-300 | 120 | 7AB | 4040 | 100 | | 848,96 | 846,21 | | 810 | 90 | 102 | 6 | 190 | 89,78 |

# XH (22,225 MM – 7/8'') PROFİL BURÇLU TRİGER KASNAKLAR
*XH (22,225 MM – 7/8'') PROFILE TIMING BELT PULLEYS FOR TAPER BUSHES*

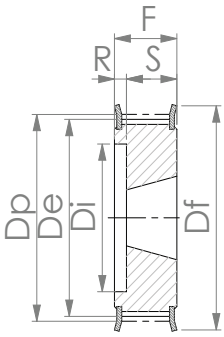


**TİP 5FB**
*TYPE 5FB*

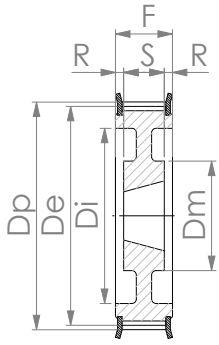


**TİP 9WFB**
*TYPE 9WFB*

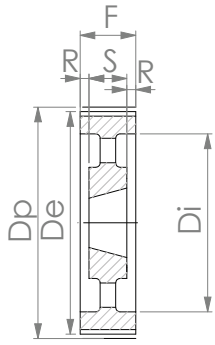


**TİP 9AB**
*TYPE 9AB*

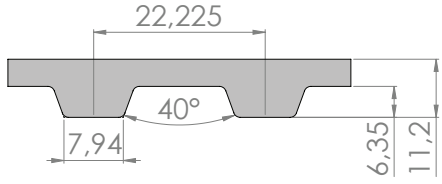


**XH TİPİ KAYIŞ PROFİLİ**
*XH TYPE BELT PROFILE*

## XH 400

**4,00'' (101,6 mm) ENİNDE KAYIŞ İÇİN (HATVE : 7/8'' - 22,225 mm)**
*FOR BELT WIDTH 4,00'' (101,6 mm) (PITCH : 7/8'' - 22,225 mm)*

| NİTELİKLER *FEATURES* | | KOD *CODE* | DİŞ SAYISI *N. OF TEETH* | TİP *TYPE* | BURÇ *BUSH* | MAKS. DELİK *MAX. BORE* | FLANŞ TİPİ *FLANGE TYPE* | Dp | De | Df | Di | F | S | R | Dm | AĞIRLIK *WEIGHT* Kg |
|---|---|---|---|---|---|---|---|---|---|---|---|---|---|---|---|---|
| SFERO DÖKÜM *CAST IRON* | FLANŞLI *WITH FLANGES* | B18-XH-400F | 18 | 5FB | 2517 | 60 | N 47 | 127,34 | 124,59 | 138 | 95 | 119 | 45 | 74 | | 4,14 |
| | | B20-XH-400F | 20 | 5FB | 2517 | 60 | N 53 | 141,49 | 138,74 | 154 | 110 | 119 | 45 | 74 | | 5,31 |
| | | B22-XH-400F | 22 | 5FB | 2517 | 60 | N 56 | 155,64 | 152,89 | 168 | 120 | 119 | 45 | 74 | | 7,07 |
| | | B24-XH-400F | 24 | 5FB | 3020 | 60 | N 59 | 169,79 | 167,04 | 183 | 135 | 119 | 51 | 68 | | 7,81 |
| | | B26-XH-400F | 26 | 5FB | 3020 | 60 | N 64 | 183,94 | 181,19 | 198 | 150 | 119 | 51 | 68 | | 9,49 |
| | | B28-XH-400F | 28 | 5FB | 3020 | 75 | N 68 | 198,09 | 195,34 | 211 | 165 | 119 | 51 | 68 | 120 | 11,16 |
| | | B30-XH-400F | 30 | 5FB | 3020 | 75 | N 69 | 212,24 | 209,49 | 226 | 180 | 119 | 51 | 68 | 120 | 13,01 |
| | | B32-XH-400F | 32 | 5FB | 3020 | 75 | N 72 | 226,39 | 223,64 | 240 | 195 | 119 | 51 | 68 | 120 | 14,97 |
| | | B40-XH-400F | 40 | 9WFB | 3535 | 75 | N 79 | 282,99 | 280,24 | 296 | 245 | 119 | 89 | 15 | 160 | 20,16 |
| | FLANŞSIZ *W/O FLANGES* | B48-XH-400 | 48 | 9WB | 3535 | 75 | | 339,58 | 336,83 | | 300 | 119 | 89 | 15 | 160 | 27,93 |
| | | B60-XH-400 | 60 | 9AB | 4040 | 100 | | 424,48 | 421,73 | | 385 | 119 | 102 | 8,5 | 190 | 42,10 |
| | | B72-XH-400 | 72 | 9AB | 4040 | 100 | | 509,37 | 506,62 | | 470 | 119 | 102 | 8,5 | 190 | 53,47 |
| | | B84-XH-400 | 84 | 9AB | 4040 | 100 | | 594,27 | 591,52 | | 555 | 119 | 102 | 8,5 | 190 | 66,50 |
| | | B96-XH-400 | 96 | 9AB | 4040 | 100 | | 679,17 | 676,42 | | 640 | 119 | 102 | 8,5 | 190 | 81,17 |
| | | B120-XH-400 | 120 | 9AB | 4040 | 100 | | 848,96 | 846,21 | | 810 | 119 | 102 | 8,5 | 190 | 110,69 |

# WHITWORTH HATVELİ TRİGER KASNAK FLANŞLARI
## *WHITWORTH PITCH TIMING BELT PULLEY FLANGES*

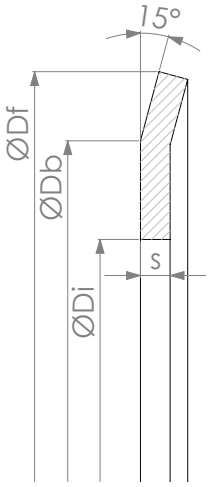


s = { K, 0,5 mm ; L, 1 mm ; M, 1,5 mm ; N, 2,5 mm ; P, 4 mm }

| DİŞ SAYISI *N. OF TEETH* | FLANŞ TİPİ *FLANGE TYPE* | | | | | |
|---|---|---|---|---|---|---|
| | MXL s=0,5 mm | XL s=1 mm | L s=1,5 mm | H s=1,5 mm | XH s=2,5 mm | XXH s=2,5 mm |
| 10 | | L 07 | M 12 | | | |
| 11 | | L 07 | M 14 | | | |
| 12 | | L 09 | M 15 | | | |
| 13 | | L 09 | M 16 | | | |
| 14 | | L 10 | M 18 | M 25 | | |
| 15 | | L 10 | M 19 | M 26 | | |
| 16 | K 01 | L 11 | M 21 | M 27 | | |
| 17 | | L 11 | M 23 | M 28 | | |
| 18 | K 02 | L 13 | M 24 | M 29 | N 47 | N 63 |
| 19 | | L 13 | M 24 | M 30 | N 50 | N 67 |
| 20 | K 03 | L 14 | M 26 | M 31 | N 53 | N 68 |
| 21 | | L 14 | M 27 | M 32 | N 55 | N 69 |
| 22 | K 04 | L 15 | M 28 | M 33 | N 56 | N 71 |
| 23 | | | M 28 | M 35 | | |
| 24 | K 06 | L 16 | M 29 | M 36 | N 59 | |
| 25 | | | M 30 | M 37 | N 61 | |
| 26 | | L 17 | M 31 | M 38 | N 64 | |
| 27 | | L 17 | M 31 | M 39 | N 65 | |
| 28 | K 07 | L 20 | M 32 | M 41 | N 68 | |
| 29 | | L 20 | M 33 | M 42 | | |
| 30 | K 09 | L 22 | M 35 | M 44 | N 69 | |
| 32 | K 09 | L 23 | M 36 | M 46 | N 72 | |
| 33 | | | M 37 | M 48 | | |
| 34 | | | M 38 | M 49 | N 74 | |
| 35 | | | M 38 | M 51 | | |
| 36 | K 10 | | M 39 | M 52 | | |
| 38 | | | | M 54 | N 78 | |
| 40 | K 11 | | M 44 | M 57 | N 79 | |
| 41 | | | M 45 | | | |
| 42 | K 11 | | M 46 | M 58 | | |
| 44 | K 11 | | M 48 | M 60 | | |
| 45 | | | M 49 | M 62 | | |
| 47 | | | M 51 | | | |
| 48 | | | M 52 | M 66 | | |

| FLANŞ NO *FLANGE NO* | Df | Db | Di |
|---|---|---|---|
| 01 | 13 | 10 | 6 |
| 02 | 15 | 12 | 8 |
| 03 | 16 | 13 | 9,5 |
| 04 | 17,5 | 14,5 | 10,5 |
| 06 | 19,5 | 17,5 | 12 |
| 07 | 23 | 20 | 12 |
| 09 | 25 | 22 | 15 |
| 10 | 28 | 24 | 18 |
| 11 | 32 | 28 | 21,5 |
| 12 | 35 | 29,5 | 22,4 |
| 13 | 36 | 31 | 25 |
| 14 | 38 | 34 | 28 |
| 15 | 42 | 38 | 30,5 |
| 16 | 44 | 40 | 33 |
| 17 | 48 | 43,5 | 37 |
| 18 | 49 | 42 | 33,3 |
| 19 | 51 | 47,5 | 38 |
| 20 | 51 | 47,5 | 40 |
| 21 | 54 | 50,5 | 41 |
| 22 | 54 | 50,5 | 43 |
| 23 | 57 | 53 | 46 |
| 24 | 60 | 57 | 47 |
| 25 | 63 | 57 | 48 |
| 26 | 66 | 61,5 | 52 |
| 27 | 71 | 65 | 56 |
| 28 | 75 | 68,5 | 60 |
| 29 | 79 | 73,5 | 64 |
| 30 | 83 | 76,5 | 68 |
| 31 | 87 | 82,5 | 72 |
| 32 | 91 | 85,5 | 76 |
| 33 | 93 | 89 | 80 |
| 35 | 97 | 93 | 83 |
| 36 | 103 | 97 | 86 |
| 37 | 106 | 101 | 90 |
| 38 | 111 | 106 | 94 |
| 39 | 115 | 110 | 99 |
| 41 | 119 | 113,5 | 103 |
| 42 | 123 | 117,5 | 107 |
| 44 | 127 | 122 | 111 |
| 45 | 131 | 125,5 | 115 |
| 46 | 135 | 130 | 119 |
| 47 | 138 | 130 | 108 |
| 48 | 140 | 134,5 | 123 |
| 49 | 143 | 139 | 127 |
| 50 | 146 | 138 | 116 |
| 51 | 148 | 143 | 132 |
| 52 | 152 | 147,5 | 136 |
| 53 | 154 | 146 | 122 |
| 54 | 158 | 154 | 142 |
| 55 | 160 | 150 | 128 |
| 56 | 168 | 162 | 135 |
| 57 | 168 | 163 | 149,5 |
| 58 | 175 | 170 | 157 |
| 59 | 183 | 170 | 145 |
| 60 | 184 | 179 | 165 |
| 61 | 188 | 180 | 158 |
| 62 | 192 | 187 | 173 |
| 63 | 197 | 187 | 155 |
| 64 | 198 | 188 | 165 |
| 65 | 200 | 192,8 | 172 |
| 66 | 200 | 193 | 181 |
| 67 | 205 | 197 | 164 |
| 68 | 211 | 198 | 175 |
| 69 | 226 | 214 | 190 |
| 71 | 240 | 225 | 195 |
| 72 | 240 | 230 | 208 |
| 74 | 256 | 247 | 208 |
| 78 | 286 | 277 | 242 |
| 79 | 296 | 287 | 252 |

# BAT 10 TRİGER KASNAKLAR

# *BAT 10 PROFILE TIMING BELT PULLEYS*




GÜLÖZ

**ÖZELLİKLER:**

Kavisli diş profilleri sayesinde;

- Standart triger kayışlara göre daha sessizdirler.
- Yüksek hassasiyette hareketi iletirler.
- Dişe gelen kesme kuvveti daha düşük olduğu için kayış ömrü daha uzundur.
- Flanşa ihtiyaç duymazlar.

**SPECIFICATIONS:**

Due to its curved tooth structure:

- They are more silent than conventional timing belt pulleys.
- They provide very high transmission accuracy.
- Due to the lower shear force, their belt life is longer.
- They do not need flanges.

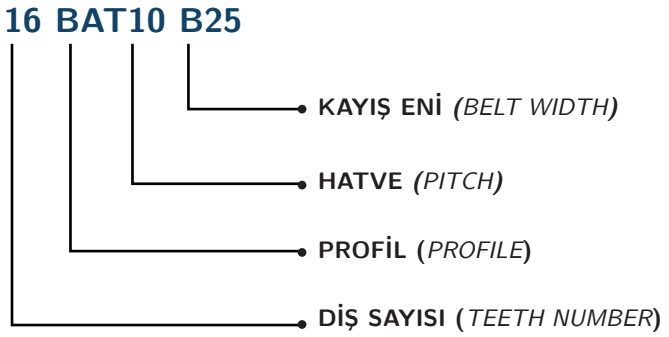

## BAT 10 B25 (25MM KAYIŞ ENİ) TRİGER KASNAKLAR
*BAT 10 B25 (25MM BELT WİDTH) TİMİNG BELT PULLEYS*

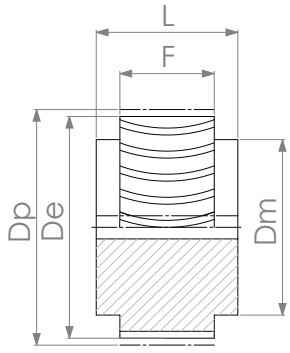


**BAT 10 PİLOT**
*BAT 10 PILOT*

### BAT 10 B25

**25 mm ENİNDE KAYIŞ İÇİN (HATVE : 10 mm) - Alüminyum**
*FOR BELT WIDTH 25 mm (PITCH : 10 mm) - Aluminium*

| KOD *CODE* | DİŞ SAYISI *N. OF TEETH* | d | Dp | De | F | L | Dm |
|---|---|---|---|---|---|---|---|
| 20-BAT 10-B25 | 20 | 12 | 63,66 | 61,80 | 30 | 40 | 46 |
| 22-BAT 10-B25 | 22 | 12 | 70,03 | 68,17 | 30 | 40 | 53 |
| 24-BAT 10-B25 | 24 | 12 | 76,40 | 74,54 | 30 | 40 | 57 |
| 25-BAT 10-B25 | 25 | 12 | 79,58 | 77,72 | 30 | 40 | 59 |
| 27-BAT 10-B25 | 27 | 12 | 85,95 | 84,09 | 30 | 40 | 64 |
| 30-BAT 10-B25 | 30 | 12 | 95,50 | 93,64 | 30 | 40 | 73 |
| 32-BAT 10-B25 | 32 | 12 | 101,86 | 100,00 | 30 | 40 | 80 |
| 36-BAT 10-B25 | 36 | 16 | 114,59 | 112,73 | 30 | 40 | 92 |
| 40-BAT 10-B25 | 40 | 16 | 127,33 | 125,47 | 30 | 40 | 105 |
| 48-BAT 10-B25 | 48 | 20 | 152,79 | 150,93 | 30 | 40 | 130 |
| 60-BAT 10-B25 | 60 | 20 | 190,99 | 189,13 | 30 | 40 | 160 |

## BAT 10 B32 (32MM KAYIŞ ENİ) TRİGER KASNAKLAR
*BAT 10 B32 (32MM BELT WİDTH) TİMİNG BELT PULLEYS*

### BAT 10 B32

**32 mm ENİNDE KAYIŞ İÇİN (HATVE : 10 mm) - Alüminyum**
*FOR BELT WIDTH 32 mm (PITCH : 10 mm) - Aluminium*

| KOD *CODE* | DİŞ SAYISI *N. OF TEETH* | d | Dp | De | F | L | Dm |
|---|---|---|---|---|---|---|---|
| 20-BAT 10-B32 | 20 | 12 | 63,66 | 61,80 | 37 | 47 | 46 |
| 22-BAT 10-B32 | 22 | 12 | 70,03 | 68,17 | 37 | 47 | 53 |
| 24-BAT 10-B32 | 24 | 12 | 76,40 | 74,54 | 37 | 47 | 57 |
| 25-BAT 10-B32 | 25 | 12 | 79,58 | 77,72 | 37 | 47 | 59 |
| 27-BAT 10-B32 | 27 | 12 | 85,95 | 84,09 | 37 | 47 | 64 |
| 30-BAT 10-B32 | 30 | 12 | 95,50 | 93,64 | 37 | 47 | 73 |
| 32-BAT 10-B32 | 32 | 12 | 101,86 | 100,00 | 37 | 47 | 80 |
| 36-BAT 10-B32 | 36 | 16 | 114,59 | 112,73 | 37 | 47 | 92 |
| 40-BAT 10-B32 | 40 | 16 | 127,33 | 125,47 | 37 | 47 | 105 |
| 48-BAT 10-B32 | 48 | 20 | 152,79 | 150,93 | 37 | 47 | 130 |
| 60-BAT 10-B32 | 60 | 20 | 190,99 | 189,13 | 37 | 47 | 160 |

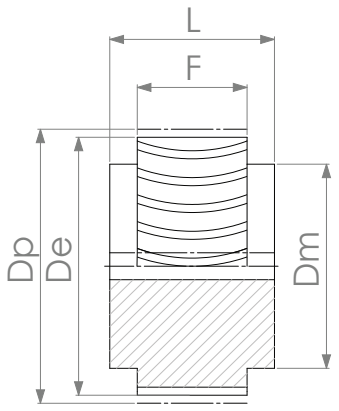


**BAT 10 PİLOT**
*BAT 10 PILOT*

## BAT 10 B50

**50 mm ENİNDE KAYIŞ İÇİN (HATVE : 10 mm) - Alüminyum**
*FOR BELT WIDTH 50 mm (PITCH : 10 mm) - Aluminium*

| KOD *CODE* | DİŞ SAYISI *N. OF TEETH* | d | Dp | De | F | L | Dm |
|---|---|---|---|---|---|---|---|
| 20-BAT 10-B50 | 20 | 12 | 63,66 | 61,80 | 55 | 65 | 46 |
| 22-BAT 10-B50 | 22 | 12 | 70,03 | 68,17 | 55 | 65 | 53 |
| 24-BAT 10-B50 | 24 | 12 | 76,40 | 74,54 | 55 | 65 | 57 |
| 25-BAT 10-B50 | 25 | 12 | 79,58 | 77,72 | 55 | 65 | 59 |
| 27-BAT 10-B50 | 27 | 12 | 85,95 | 84,09 | 55 | 65 | 64 |
| 30-BAT 10-B50 | 30 | 12 | 95,50 | 93,64 | 55 | 65 | 73 |
| 32-BAT 10-B50 | 32 | 12 | 101,86 | 100,00 | 55 | 65 | 80 |
| 36-BAT 10-B50 | 36 | 16 | 114,59 | 112,73 | 55 | 65 | 92 |
| 40-BAT 10-B50 | 40 | 16 | 127,33 | 125,47 | 55 | 65 | 105 |
| 48-BAT 10-B50 | 48 | 20 | 152,79 | 150,93 | 55 | 65 | 130 |
| 60-BAT 10-B50 | 60 | 20 | 190,99 | 189,13 | 55 | 65 | 160 |

## BAT 10 B75

**75 mm ENİNDE KAYIŞ İÇİN (HATVE : 10 mm) - Alüminyum**
*FOR BELT WIDTH 75 mm (PITCH : 10 mm) - Aluminium*

| KOD *CODE* | DİŞ SAYISI *N. OF TEETH* | d | Dp | De | F | L | Dm |
|---|---|---|---|---|---|---|---|
| 20-BAT 10-B75 | 20 | 12 | 63,66 | 61,80 | 80 | 90 | 46 |
| 22-BAT 10-B75 | 22 | 12 | 70,03 | 68,17 | 80 | 90 | 53 |
| 24-BAT 10-B75 | 24 | 12 | 76,40 | 74,54 | 80 | 90 | 57 |
| 25-BAT 10-B75 | 25 | 12 | 79,58 | 77,72 | 80 | 90 | 59 |
| 27-BAT 10-B75 | 27 | 12 | 85,95 | 84,09 | 80 | 90 | 64 |
| 30-BAT 10-B75 | 30 | 12 | 95,50 | 93,64 | 80 | 90 | 73 |
| 32-BAT 10-B75 | 32 | 12 | 101,86 | 100,00 | 80 | 90 | 80 |
| 36-BAT 10-B75 | 36 | 16 | 114,59 | 112,73 | 80 | 90 | 92 |
| 40-BAT 10-B75 | 40 | 16 | 127,33 | 125,47 | 80 | 90 | 105 |
| 48-BAT 10-B75 | 48 | 20 | 152,79 | 150,93 | 80 | 90 | 130 |
| 60-BAT 10-B75 | 60 | 20 | 190,99 | 189,13 | 80 | 90 | 160 |

## BAT 10 B100 (100MM KAYIŞ ENİ) TRİGER KASNAKLAR
*BAT 10 B100 (100MM BELT WİDTH) TİMİNG BELT PULLEYS*

## BAT 10 B100

**100 mm ENİNDE KAYIŞ İÇİN (HATVE : 10 mm) - Alüminyum**
*FOR BELT WIDTH 100 mm (PITCH : 10 mm) - Aluminium*

| KOD *CODE* | DİŞ SAYISI *N. OF TEETH* | d | Dp | De | F | L | Dm |
|---|---|---|---|---|---|---|---|
| 20-BAT 10-B100 | 20 | 12 | 63,66 | 61,80 | 105 | 115 | 46 |
| 22-BAT 10-B100 | 22 | 12 | 70,03 | 68,17 | 105 | 115 | 53 |
| 24-BAT 10-B100 | 24 | 12 | 76,40 | 74,54 | 105 | 115 | 57 |
| 25-BAT 10-B100 | 25 | 12 | 79,58 | 77,72 | 105 | 115 | 59 |
| 27-BAT 10-B100 | 27 | 12 | 85,95 | 84,09 | 105 | 115 | 64 |
| 30-BAT 10-B100 | 30 | 12 | 95,50 | 93,64 | 105 | 115 | 73 |
| 32-BAT 10-B100 | 32 | 12 | 101,86 | 100,00 | 105 | 115 | 80 |
| 36-BAT 10-B100 | 36 | 16 | 114,59 | 112,73 | 105 | 115 | 92 |
| 40-BAT 10-B100 | 40 | 16 | 127,33 | 125,47 | 105 | 115 | 105 |
| 48-BAT 10-B100 | 48 | 20 | 152,79 | 150,93 | 105 | 115 | 130 |
| 60-BAT 10-B100 | 60 | 20 | 190,99 | 189,13 | 105 | 115 | 160 |

# KARTAL PROFİL TRİGER KASNAKLAR

# *EAGLE PROFILE TIMING BELT PULLEYS*




GÜLÖZ

# KARTAL PROFİL TRİGER KASNAKLAR
# *EAGLE PROFILE TIMING BELT PULLEYS*

## KARTAL PROFİL ÇELİK PİLOT TRİGER KASNAKLAR
*EAGLE PROFILE STEEL PILOT BORE TIMING BELT PULLEYS*

**»8E (8mm) Hatveli Pilot Kartal Triger Kasnaklar**
*»8E (8mm) Pitch Eagle Profile Pilot Bore Timing Belt Pulleys*

Y Tip / Type (16mm)
W Tip / Type (32mm)
P Tip / Type (64 mm)

**»14E (14mm) Hatveli Pilot Kartal Triger Kasnaklar**
*»14E (14mm) Pitch Eagle Profile Pilot Bore Timing Belt Pulleys*

B Tip / Type (35mm)
G Tip / Type (52,5mm)
O Tip / Type (70mm)
R Tip / Type (105mm)

## KARTAL PROFİL ÇELİK BURÇLU TRİGER KASNAKLAR
*EAGLE PROFILE STELL TIMING BELT PULLEYS FOR TAPER BUSHES*

**»14E (14mm) Hatveli Burçlu Kartal Triger Kasnaklar**
*»14E (14mm) Pitch Eagle Timing Belt Pulleys For Taper Bushes*

B Tip / Type (35mm)
G Tip / Type (52,5mm)
O Tip / Type (70mm)
R Tip / Type (105mm)

## KARTAL PROFİL ALÜMİNYUM PİLOT TRİGER KASNAKLAR
*EAGLE PROFILE ALUMINIUM PILOT BORE TIMING BELT PULLEYS*

**»5E (5mm) Hatveli Pilot Kartal Triger Kasnaklar**
*»5E (5mm) Pitch Eagle Profile Pilot Bore Timing Belt Pulleys*

C Tip / Type (12,5mm)
S Tip / Type (25mm)

**»8E (8mm) Hatveli Pilot Kartal Triger Kasnaklar**
*»8E (8mm) Pitch Eagle Profile Pilot Bore Timing Belt Pulleys*

M Tip / Type (25mm)
L Tip / Type (50mm)

**»10E (10mm) Hatveli Pilot Kartal Triger Kasnaklar**
*»10E (10mm) Pitch Eagle Profile Pilot Bore Timing Belt Pulleys*

A Tip / Type (25mm)
T Tip / Type (32mm)
F Tip / Type (50mm)

### ÖZELLİKLER:

Helises dişleri sayesinde;

- Çok sessizdirler.
- Yüksek hassasiyette hareketi iletirler.
- Daha düşük kayış genişliği ile daha yüksek tork iletebilirler.
- Flanşa ihtiyaç duymazlar.

### SPECIFICATIONS:

Due to its helical gear structure:

- They are very silent.
- They provide very high transmission accuracy
- They can transmit higher torque with smaller width belts.
- They do not need flanges.

**Y 8E 16 P**

- **PİLOT DELİKLİ** *(PILOT BORE)*
- **DİŞ SAYISI** *(TEETH NUMBER)*
- **KARTAL** (*EAGLE*)
- **HATVE** (*PITCH BUSHES*)
- **KAYIŞ TİPİ BURÇLU** (*BELT TYPE FOR TAPER*)

**Y 8E 16 B**

- **DİŞ SAYISI** *(TEETH NUMBER)*
- **KARTAL** *(EAGLE)*
- **HATVE** (*PITCH*)
- **KAYIŞ TİPİ** (*BELT TYPE*)
- **PİLOT DELİKLİ** (*PILOT BORE* )

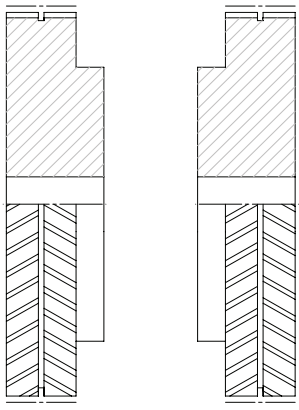

**Dikkat: Eğer standart dışı bir kartal triger kasnak talep ediliyorsa, kartal diş yönelimine göre fatura çıkıntısı yönünün belirtilmesi gerekmektedir.**

*Attention: Solid – hub direction with respect to the eagle pulley teeth orientation should be indicated if a non-standart eagle pulley is requested.*

## Koruyucu Kaplama (*Protecive Coating*):

Otomat çeliği ve sfero döküm kartal triger kasnaklar siyah mangan fosfat ile kaplanırken, alüminyum olanlar eloksal ile kaplanmaktadır.

*Automat steel and spheroidal cast iron material eagle pulley surfaces are coated by black manganese phosphating while aluminium material ones are coated by anodic oxidation (eloxal).*

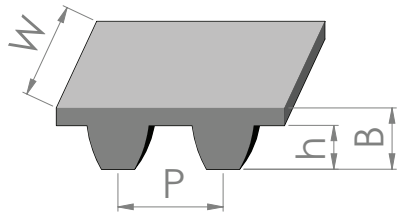


| TİP *TYPE* | W | P | h | B | F | KASNAK MALZEMESİ *PULLEY MATERIAL* |
|---|---|---|---|---|---|---|
| Y - YELLOW | 16 | 8 | 3,05 | 5,33 | 17 | Otomat Çeliği *Automat Steel*<br>Sfero Döküm *Spheroidal Cast Iron* |
| W - WHITE | 32 | 8 | 3,05 | 5,33 | 33 | |
| P - PURPLE | 64 | 8 | 3,05 | 5,33 | 65 | |
| B - BLUE | 35 | 14 | 5,3 | 8,64 | 37 | |
| G - GREEN | 52,5 | 14 | 5,3 | 8,64 | 54,5 | |
| O - ORANGE | 70 | 14 | 5,3 | 8,64 | 72 | |
| R - RED | 105 | 14 | 5,3 | 8,64 | 107 | |
| C - CYAN | 12,5 | 5 | 1,9 | 3,6 | 13,5 | Alüminyum *Aluminium* |
| S - SILVER | 25 | 5 | 1,9 | 3,6 | 26 | |
| M - MAROON | 25 | 8 | 3,05 | 5,33 | 26 | |
| L - LILAC | 50 | 8 | 3,05 | 5,33 | 51 | |
| A - AZURE | 25 | 10 | 3,9 | 6,1 | 26 | |
| T - TURQUOISE | 32 | 10 | 3,9 | 6,1 | 33 | |
| F - FUSCHIA | 50 | 10 | 3,9 | 6,1 | 51 | |

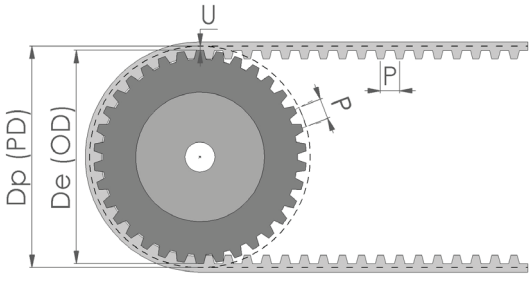


$P$ = hatve/*pitch*

$z$ = diş sayısı/*n. of teeth*

$$Dp\,(PD) = \frac{Pz}{\pi}$$

$$De\,(OD) = Dp\,(PD) - 2U$$

| PROFİL *PROFILE* | P | U |
|---|---|---|
| 5E | 5 | 0,57 |
| 8E | 8 | 0,68 |
| 10E | 10 | 1,00 |
| 14E | 14 | 1,33 |

$$Vb = \frac{Dp\ (PD)\ x\ RPM}{19100}\ [\text{m/s}]$$

$Vb$ = kayış çevresel hızı/*peripheral speed of the belt* $[m/s]$

**Hesaplanan kayış çevresel hızının kullanılan marka ve tür kayış hız limiti ile kontrol edilmesi ısrarla tavsiye edilir.**
*It is strongly recommended to check the calculated peripheral belt speed against the belt speed limit of the selected brand and type of belt.*

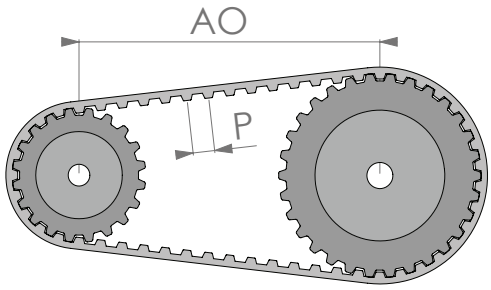


$$BL = \frac{P(Z1+\ Z2)}{2} + \frac{\sqrt{AO^2\ --P^2(Z1\quad Z2)^2}}{\pi} + \frac{P|Z1\ -\ Z2|\ \arctan\left[\frac{P|Z\ -\ Z2|}{\sqrt{AO^2\ -\ P^2(Z\ -\ Z2)^2}}\right]}{180}$$

$\frac{BL}{P}$ = Tam sayı olmalı/*Must be an integer*

$BL$ = kayış boyu/*belt length*

$P$ = hatve/*pitch*

$Z1$ = kasnak 1 diş sayısı/*number of teeth of pulley 1*

$Z2$ = kasnak 2 diş sayısı/*number of teeth of pulley 2*

$AO$ = eksenler arası mesafe/*axle offset*

# Kartal Profil Çelik Pilot Triger Kasnaklar

*Eagle Profile Steel Pilot Bore Timing Belt Pulleys*




GÜLÖZ

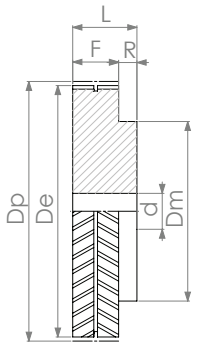


**TİP 1**
*TYPE 1*

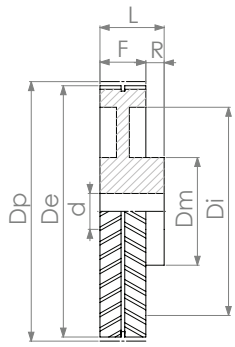


**TİP 2**
*TYPE 2*

## 8M TİP - TYPE Y Yellow (16 mm)

Tüm ölçüler [mm] cinsindendir – All dimensionsin [mm].

**W : 16 mm ENİNDE KAYIŞ İÇİN (P : 8 mm)**
*FOR BELT WIDTH W : 16 mm (P : 8 mm)*

| MALZEME *MATERIAL* | KOD *CODE* | DİŞ SAYISI *N. OF TEETH* | TİP *TYPE* | MAKS. DELİK *MAX. BORE* | d | Dp | De | Di | F | L | R | Dm |
|---|---|---|---|---|---|---|---|---|---|---|---|---|
| OTOMAT ÇELİĞİ *AUTOMAT STEEL* | Y-8E-18-P | 18 | 1 | 26 | 12,7 | 45,84 | 44,48 | - | 17 | 27 | 10 | 38,4 |
| | Y-8E-20-P | 20 | 1 | 27 | 12,7 | 50,93 | 49,57 | - | 17 | 29 | 12 | 40,7 |
| | Y-8E-22-P | 22 | 1 | 31 | 12,7 | 56,02 | 54,66 | - | 17 | 29 | 12 | 45,9 |
| | Y-8E-24-P | 24 | 1 | 34 | 12,7 | 61,12 | 59,76 | - | 17 | 33 | 16 | 51,0 |
| | Y-8E-25-P | 25 | 1 | 36 | 12,7 | 63,66 | 62,30 | - | 17 | 33 | 16 | 53,5 |
| | Y-8E-26-P | 26 | 1 | 39 | 12,7 | 66,21 | 64,85 | - | 17 | 33 | 16 | 57,8 |
| | Y-8E-28-P | 28 | 1 | 41 | 12,7 | 71,30 | 69,94 | - | 17 | 33 | 16 | 62,0 |
| | Y-8E-30-P | 30 | 1 | 45 | 12,7 | 76,40 | 75,04 | - | 17 | 33 | 16 | 67,0 |
| | Y-8E-32-P | 32 | 1 | 48 | 12,7 | 81,49 | 80,13 | - | 17 | 33 | 16 | 72,0 |
| SFERO DÖKÜM *SPHEROIDAL CAST IRON* | Y-8E-34-P | 34 | 1 | 51 | 12,7 | 86,58 | 85,22 | - | 17 | 33 | 16 | 77,0 |
| | Y-8E-36-P | 36 | 1 | 55 | 12,7 | 91,68 | 90,32 | - | 17 | 33 | 16 | 82,0 |
| | Y-8E-38-P | 38 | 1 | 58 | 12,7 | 96,77 | 95,41 | - | 17 | 33 | 16 | 87,0 |
| | Y-8E-40-P | 40 | 1 | 62 | 12,7 | 101,86 | 100,50 | - | 17 | 33 | 16 | 92,0 |
| | Y-8E-44-P | 44 | 1 | 68 | 12,7 | 112,05 | 110,69 | - | 17 | 33 | 16 | 102,0 |
| | Y-8E-45-P | 45 | 1 | 70 | 12,7 | 114,59 | 113,23 | - | 17 | 33 | 16 | 105,0 |
| | Y-8E-48-P | 48 | 1 | 75 | 12,7 | 122,23 | 120,87 | - | 17 | 33 | 16 | 112,0 |
| | Y-8E-50-P | 50 | 1 | 79 | 12,7 | 127,33 | 125,97 | - | 17 | 33 | 16 | 118,0 |
| | Y-8E-52-P | 52 | 1 | 82 | 12,7 | 132,42 | 131,06 | - | 17 | 33 | 16 | 123,0 |
| | Y-8E-56-P | 56 | 1 | 89 | 12,7 | 142,61 | 141,25 | - | 17 | 33 | 16 | 133,0 |
| | Y-8E-60-P | 60 | 1 | 96 | 12,7 | 152,79 | 151,43 | - | 17 | 33 | 16 | 143,0 |
| | Y-8E-63-P | 63 | 2 | 73 | 12,7 | 160,43 | 159,07 | 139,0 | 17 | 33 | 16 | 110,0 |
| | Y-8E-64-P | 64 | 2 | 74 | 12,7 | 162,98 | 161,62 | 142,0 | 17 | 33 | 16 | 110,0 |
| | Y-8E-68-P | 68 | 2 | 74 | 12,7 | 173,17 | 171,81 | 152,0 | 17 | 33 | 16 | 110,0 |
| | Y-8E-72-P | 72 | 2 | 74 | 12,7 | 183,35 | 181,99 | 162,0 | 17 | 33 | 16 | 110,0 |
| | Y-8E-75-P | 75 | 2 | 73 | 12,7 | 190,99 | 189,63 | 170,0 | 17 | 33 | 16 | 110,0 |
| | Y-8E-76-P | 76 | 2 | 74 | 12,7 | 193,54 | 192,18 | 172,0 | 17 | 33 | 16 | 110,0 |
| | Y-8E-80-P | 80 | 2 | 73 | 12,7 | 203,72 | 202,36 | 182,0 | 17 | 33 | 16 | 110,0 |
| | Y-8E-90-P | 90 | 2 | 73 | 25,4 | 229,19 | 227,83 | 208,0 | 17 | 33 | 16 | 110,0 |
| | Y-8E-112-P | 112 | 2 | 73 | 25,4 | 285,21 | 283,85 | 264,0 | 17 | 33 | 16 | 110,0 |
| | Y-8E-140-P | 140 | 2 | 73 | 25,4 | 356,52 | 355,16 | 335,0 | 17 | 33 | 16 | 110,0 |

# 8E (8MM) HATVELİ PİLOT KARTAL TRİGER KASNAKLAR
## *8E (8MM) PITCH EAGLE PROFILE PILOT BORE TIMING BELT PULLEYS*

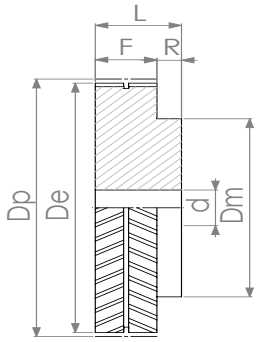


**TİP 1**
*TYPE 1*

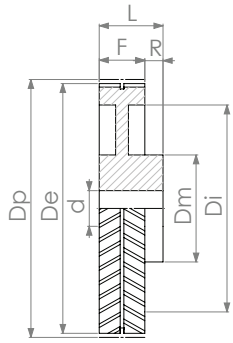


**TİP 2**
*TYPE 2*

## 8M TİP - TYPE W White (32 mm)

Tüm ölçüler [mm] cinsindendir – All dimensionsin [mm].

**W : 32 mm ENİNDE KAYIŞ İÇİN (P : 8 mm)**
*FOR BELT WIDTH W : 32 mm (P : 8 mm)*

| MALZEME *MATERIAL* | KOD *CODE* | DİŞ SAYISI *N. OF TEETH* | TİP *TYPE* | MAKS. DELİK *MAX. BORE* | d | Dp | De | Di | F | L | R | Dm |
|---|---|---|---|---|---|---|---|---|---|---|---|---|
| OTOMAT ÇELİĞİ *AUTOMAT STEEL* | W-8E-18-P | 18 | 1 | 26 | 12,7 | 45,84 | 44,48 | - | 33 | 43 | 10 | 38,4 |
| | W-8E-20-P | 20 | 1 | 27 | 12,7 | 50,93 | 49,57 | - | 33 | 45 | 12 | 40,7 |
| | W-8E-22-P | 22 | 1 | 31 | 12,7 | 56,02 | 54,66 | - | 33 | 45 | 12 | 45,9 |
| | W-8E-24-P | 24 | 1 | 34 | 12,7 | 61,12 | 59,76 | - | 33 | 49 | 16 | 51,0 |
| | W-8E-25-P | 25 | 1 | 36 | 12,7 | 63,66 | 62,30 | - | 33 | 49 | 16 | 53,5 |
| | W-8E-26-P | 26 | 1 | 39 | 12,7 | 66,21 | 64,85 | - | 33 | 49 | 16 | 57,8 |
| | W-8E-28-P | 28 | 1 | 41 | 12,7 | 71,30 | 69,94 | - | 33 | 49 | 16 | 62,0 |
| | W-8E-30-P | 30 | 1 | 45 | 12,7 | 76,40 | 75,04 | - | 33 | 49 | 16 | 67,0 |
| | W-8E-32-P | 32 | 1 | 48 | 12,7 | 81,49 | 80,13 | - | 33 | 49 | 16 | 72,0 |
| SFERO DÖKÜM *SPHEROIDAL CAST IRON* | W-8E-34-P | 34 | 1 | 51 | 12,7 | 86,58 | 85,22 | - | 33 | 49 | 16 | 77,0 |
| | W-8E-36-P | 36 | 1 | 55 | 12,7 | 91,68 | 90,32 | - | 33 | 49 | 16 | 82,0 |
| | W-8E-38-P | 38 | 1 | 58 | 12,7 | 96,77 | 95,41 | - | 33 | 49 | 16 | 87,0 |
| | W-8E-40-P | 40 | 1 | 62 | 12,7 | 101,86 | 100,50 | - | 33 | 49 | 16 | 92,0 |
| | W-8E-44-P | 44 | 1 | 68 | 12,7 | 112,05 | 110,69 | - | 33 | 49 | 16 | 102,0 |
| | W-8E-45-P | 45 | 1 | 70 | 12,7 | 114,59 | 113,23 | - | 33 | 49 | 16 | 105,0 |
| | W-8E-48-P | 48 | 1 | 75 | 12,7 | 122,23 | 120,87 | - | 33 | 49 | 16 | 112,0 |
| | W-8E-50-P | 50 | 1 | 79 | 12,7 | 127,33 | 125,97 | - | 33 | 49 | 16 | 118,0 |
| | W-8E-52-P | 52 | 1 | 82 | 12,7 | 132,42 | 131,06 | - | 33 | 49 | 16 | 123,0 |
| | W-8E-56-P | 56 | 1 | 89 | 12,7 | 142,61 | 141,25 | - | 33 | 49 | 16 | 133,0 |
| | W-8E-60-P | 60 | 1 | 96 | 12,7 | 152,79 | 151,43 | - | 33 | 49 | 16 | 143,0 |
| | W-8E-63-P | 63 | 1 | 101 | 12,7 | 160,43 | 159,07 | - | 33 | 49 | 16 | 151,0 |
| | W-8E-64-P | 64 | 1 | 102 | 12,7 | 162,98 | 161,62 | - | 33 | 49 | 16 | 153,0 |
| | W-8E-68-P | 68 | 2 | 80 | 12,7 | 173,17 | 171,81 | 152,0 | 33 | 49 | 16 | 120,0 |
| | W-8E-72-P | 72 | 2 | 80 | 12,7 | 183,35 | 181,99 | 162,0 | 33 | 49 | 16 | 120,0 |
| | W-8E-75-P | 75 | 2 | 80 | 12,7 | 190,99 | 189,63 | 170,0 | 33 | 49 | 16 | 120,0 |
| | W-8E-76-P | 76 | 2 | 80 | 12,7 | 193,54 | 192,18 | 172,0 | 33 | 49 | 16 | 120,0 |
| | W-8E-80-P | 80 | 2 | 80 | 12,7 | 203,72 | 202,36 | 182,0 | 33 | 49 | 16 | 120,0 |
| | W-8E-90-P | 90 | 2 | 80 | 25,4 | 229,19 | 227,83 | 208,0 | 33 | 49 | 16 | 120,0 |
| | W-8E-112-P | 112 | 2 | 80 | 25,4 | 285,21 | 283,85 | 264,0 | 33 | 49 | 16 | 120,0 |
| | W-8E-140-P | 140 | 2 | 100 | 25,4 | 356,52 | 355,16 | 335,0 | 33 | 49 | 16 | 150,0 |

# 8E (8MM) HATVELİ PİLOT KARTAL TRİGER KASNAKLAR
## *8E (8MM) PITCH EAGLE PROFILE PILOT BORE TIMING BELT PULLEYS*

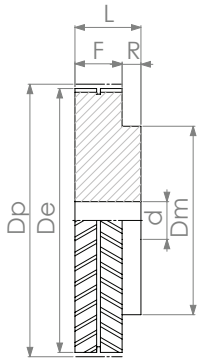


**TİP 1**
*TYPE 1*

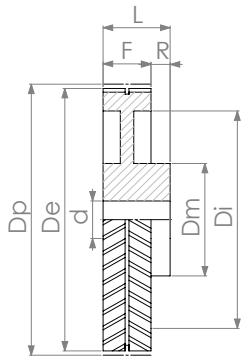


**TİP 2**
*TYPE 2*

## 8M TİP - TYPE P "Purple" (64 mm)

Tüm ölçüler [mm] cinsindendir – All dimensionsin [mm].

**W : 64 mm ENİNDE KAYIŞ İÇİN (P : 8 mm)**
*FOR BELT WIDTH W : 64 mm (P : 8 mm)*

| MALZEME *MATERIAL* | KOD *CODE* | DİŞ SAYISI *N. OF TEETH* | TİP *TYPE* | MAKS. DELİK *MAX. BORE* | d | Dp | De | Di | F | L | R | Dm |
|---|---|---|---|---|---|---|---|---|---|---|---|---|
| OTOMAT ÇELİĞİ *AUTOMAT STEEL* | P-8E-18-P | 18 | 1 | 26 | 12,7 | 45,84 | 44,48 | - | 65 | 85 | 20 | 38,4 |
| | P-8E-20-P | 20 | 1 | 27 | 12,7 | 50,93 | 49,57 | - | 65 | 85 | 20 | 40,7 |
| | P-8E-22-P | 22 | 1 | 31 | 12,7 | 56,02 | 54,66 | - | 65 | 85 | 20 | 45,9 |
| | P-8E-24-P | 24 | 1 | 34 | 12,7 | 61,12 | 59,76 | - | 65 | 85 | 20 | 51,0 |
| | P-8E-25-P | 25 | 1 | 36 | 12,7 | 63,66 | 62,30 | - | 65 | 85 | 20 | 53,5 |
| | P-8E-26-P | 26 | 1 | 39 | 12,7 | 66,21 | 64,85 | - | 65 | 85 | 20 | 57,8 |
| | P-8E-28-P | 28 | 1 | 41 | 12,7 | 71,30 | 69,94 | - | 65 | 85 | 20 | 62,0 |
| | P-8E-30-P | 30 | 1 | 45 | 12,7 | 76,40 | 75,04 | - | 65 | 85 | 20 | 67,0 |
| | P-8E-32-P | 32 | 1 | 48 | 12,7 | 81,49 | 80,13 | - | 65 | 85 | 20 | 72,0 |
| SFERO DÖKÜM *SPHEROIDAL CAST IRON* | P-8E-34-P | 34 | 1 | 51 | 12,7 | 86,58 | 85,22 | - | 65 | 85 | 20 | 77,0 |
| | P-8E-36-P | 36 | 1 | 55 | 12,7 | 91,68 | 90,32 | - | 65 | 85 | 20 | 82,0 |
| | P-8E-38-P | 38 | 1 | 58 | 12,7 | 96,77 | 95,41 | - | 65 | 85 | 20 | 87,0 |
| | P-8E-40-P | 40 | 1 | 62 | 12,7 | 101,86 | 100,50 | - | 65 | 85 | 20 | 92,0 |
| | P-8E-44-P | 44 | 1 | 68 | 12,7 | 112,05 | 110,69 | - | 65 | 85 | 20 | 102,0 |
| | P-8E-45-P | 45 | 1 | 70 | 12,7 | 114,59 | 113,23 | - | 65 | 85 | 20 | 105,0 |
| | P-8E-48-P | 48 | 1 | 75 | 25,4 | 122,23 | 120,87 | - | 65 | 85 | 20 | 112,0 |
| | P-8E-50-P | 50 | 1 | 79 | 25,4 | 127,33 | 125,97 | - | 65 | 85 | 20 | 118,0 |
| | P-8E-52-P | 52 | 1 | 82 | 25,4 | 132,42 | 131,06 | - | 65 | 85 | 20 | 123,0 |
| | P-8E-56-P | 56 | 1 | 89 | 25,4 | 142,61 | 141,25 | - | 65 | 85 | 20 | 133,0 |
| | P-8E-60-P | 60 | 1 | 96 | 25,4 | 152,79 | 151,43 | - | 65 | 85 | 20 | 143,0 |
| | P-8E-63-P | 63 | 1 | 101 | 25,4 | 160,43 | 159,07 | - | 65 | 85 | 20 | 151,0 |
| | P-8E-64-P | 64 | 1 | 102 | 25,4 | 162,98 | 161,62 | - | 65 | 85 | 20 | 153,0 |
| | P-8E-68-P | 68 | 2 | 80 | 25,4 | 173,17 | 171,81 | 152,0 | 65 | 85 | 20 | 120,0 |
| | P-8E-72-P | 72 | 2 | 80 | 25,4 | 183,35 | 181,99 | 162,0 | 65 | 85 | 20 | 120,0 |
| | P-8E-75-P | 75 | 2 | 80 | 25,4 | 190,99 | 189,63 | 170,0 | 65 | 85 | 20 | 120,0 |
| | P-8E-76-P | 76 | 2 | 80 | 25,4 | 193,54 | 192,18 | 172,0 | 65 | 85 | 20 | 120,0 |
| | P-8E-80-P | 80 | 2 | 80 | 25,4 | 203,72 | 202,36 | 182,0 | 65 | 85 | 20 | 120,0 |
| | P-8E-90-P | 90 | 2 | 80 | 25,4 | 229,19 | 227,83 | 208,0 | 65 | 85 | 20 | 120,0 |
| | P-8E-112-P | 112 | 2 | 80 | 25,4 | 285,21 | 283,85 | 264,0 | 65 | 85 | 20 | 120,0 |
| | P-8E-140-P | 140 | 2 | 100 | 25,4 | 356,52 | 355,16 | 335,0 | 65 | 85 | 20 | 150,0 |

# 14E (14MM) HATVELİ PİLOT KARTAL TRİGER KASNAKLAR
*14E (14MM) PITCH EAGLE PROFILE PILOT BORE TIMING BELT PULLEYS*

## 14M TİP - TYPE B "Blue" (35 mm)

Tüm ölçüler [mm] cinsindendir – All dimensionsin [mm].

**W : 35 mm ENİNDE KAYIŞ İÇİN (P : 14 mm)**
*FOR BELT WIDTH W : 35 mm (P : 14 mm)*

| MALZEME *MATERIAL* | KOD *CODE* | DİŞ SAYISI *N. OF TEETH* | TİP *TYPE* | MAKS. DELİK *MAX. BORE* | d | Dp | De | Di | F | L | R | Dm |
|---|---|---|---|---|---|---|---|---|---|---|---|---|
| SFERO DÖKÜM *SPHEROIDAL CAST IRON* | B-14E-28-P | 28 | 1 | 70 | 25,4 | 124,78 | 122,12 | - | 37 | 53 | 16 | 105,0 |
| | B-14E-30-P | 30 | 1 | 76 | 25,4 | 133,69 | 131,03 | - | 37 | 53 | 16 | 114,0 |
| | B-14E-32-P | 32 | 1 | 82 | 25,4 | 142,61 | 139,95 | - | 37 | 53 | 16 | 123,0 |
| | B-14E-34-P | 34 | 1 | 88 | 25,4 | 151,52 | 148,86 | - | 37 | 53 | 16 | 132,0 |
| | B-14E-36-P | 36 | 1 | 94 | 25,4 | 160,43 | 157,77 | - | 37 | 53 | 16 | 141,0 |
| | B-14E-38-P | 38 | 1 | 100 | 25,4 | 169,35 | 166,69 | - | 37 | 53 | 16 | 150,0 |
| | B-14E-40-P | 40 | 1 | 106 | 25,4 | 178,26 | 175,60 | - | 37 | 53 | 16 | 159,0 |
| | B-14E-43-P | 43 | 1 | 115 | 25,4 | 191,63 | 188,97 | - | 37 | 53 | 16 | 172,0 |
| | B-14E-45-P | 45 | 1 | 121 | 25,4 | 200,54 | 197,88 | - | 37 | 53 | 16 | 181,0 |
| | B-14E-48-P | 48 | 1 | 130 | 25,4 | 213,91 | 211,25 | - | 37 | 53 | 16 | 195,0 |
| | B-14E-50-P | 50 | 2 | 100 | 25,4 | 222,82 | 220,16 | 185,0 | 37 | 53 | 16 | 150,0 |
| | B-14E-56-P | 56 | 2 | 100 | 25,4 | 249,56 | 246,90 | 212,0 | 37 | 53 | 16 | 150,0 |
| | B-14E-60-P | 60 | 2 | 100 | 25,4 | 267,39 | 264,73 | 230,0 | 37 | 53 | 16 | 150,0 |
| | B-14E-63-P | 63 | 2 | 100 | 25,4 | 280,76 | 278,10 | 243,0 | 37 | 53 | 16 | 150,0 |
| | B-14E-71-P | 71 | 2 | 100 | 25,4 | 316,41 | 313,75 | 279,0 | 37 | 53 | 16 | 150,0 |
| | B-14E-75-P | 75 | 2 | 100 | 25,4 | 334,24 | 331,58 | 296,0 | 37 | 53 | 16 | 150,0 |
| | B-14E-80-P | 80 | 2 | 100 | 25,4 | 356,52 | 353,86 | 319,0 | 37 | 53 | 16 | 150,0 |
| | B-14E-90-P | 90 | 2 | 100 | 25,4 | 401,08 | 398,42 | 358,0 | 37 | 53 | 16 | 150,0 |

## 14M TİP - TYPE G "Green" (52,5 mm)

Tüm ölçüler [mm] cinsindendir – All dimensionsin [mm].

**W : 52,5 mm ENİNDE KAYIŞ İÇİN (P : 14 mm)**
*FOR BELT WIDTH W : 52,5 mm (P : 14 mm)*

| MALZEME *MATERIAL* | KOD *CODE* | DİŞ SAYISI *N. OF TEETH* | TİP *TYPE* | MAKS. DELİK *MAX. BORE* | d | Dp | De | Di | F | L | R | Dm |
|---|---|---|---|---|---|---|---|---|---|---|---|---|
| SFERO DÖKÜM *SPHEROIDAL CAST IRON* | G-14E-28-P | 28 | 1 | 73 | 25,4 | 124,78 | 122,12 | - | 54,5 | 74,5 | 20 | 109,0 |
| | G-14E-30-P | 30 | 1 | 78 | 25,4 | 133,69 | 131,03 | - | 54,5 | 74,5 | 20 | 117,5 |
| | G-14E-32-P | 32 | 1 | 84 | 25,4 | 142,61 | 139,95 | - | 54,5 | 74,5 | 20 | 126,5 |
| | G-14E-34-P | 34 | 1 | 90 | 25,4 | 151,52 | 148,86 | - | 54,5 | 74,5 | 20 | 135,5 |
| | G-14E-36-P | 36 | 1 | 94 | 25,4 | 160,43 | 157,77 | - | 54,5 | 70,5 | 16 | 141,0 |
| | G-14E-38-P | 38 | 1 | 100 | 25,4 | 169,35 | 166,69 | - | 54,5 | 70,5 | 16 | 150,0 |
| | G-14E-40-P | 40 | 1 | 106 | 25,4 | 178,26 | 175,60 | - | 54,5 | 70,5 | 16 | 159,0 |
| | G-14E-43-P | 43 | 1 | 115 | 25,4 | 191,63 | 188,97 | - | 54,5 | 70,5 | 16 | 172,0 |
| | G-14E-45-P | 45 | 1 | 121 | 25,4 | 200,54 | 197,88 | - | 54,5 | 70,5 | 16 | 181,0 |
| | G-14E-48-P | 48 | 1 | 130 | 25,4 | 213,91 | 211,25 | - | 54,5 | 70,5 | 16 | 195,0 |
| | G-14E-50-P | 50 | 2 | 100 | 25,4 | 222,82 | 220,16 | 185,0 | 54,5 | 70,5 | 16 | 150,0 |
| | G-14E-56-P | 56 | 2 | 100 | 25,4 | 249,56 | 246,90 | 212,0 | 54,5 | 70,5 | 16 | 150,0 |
| | G-14E-60-P | 60 | 2 | 100 | 25,4 | 267,39 | 264,73 | 230,0 | 54,5 | 70,5 | 16 | 150,0 |
| | G-14E-63-P | 63 | 2 | 100 | 25,4 | 280,76 | 278,10 | 243,0 | 54,5 | 70,5 | 16 | 150,0 |
| | G-14E-71-P | 71 | 2 | 100 | 25,4 | 316,41 | 313,75 | 279,0 | 54,5 | 70,5 | 16 | 150,0 |
| | G-14E-75-P | 75 | 2 | 100 | 25,4 | 334,24 | 331,58 | 296,0 | 54,5 | 70,5 | 16 | 150,0 |
| | G-14E-80-P | 80 | 2 | 100 | 25,4 | 356,52 | 353,86 | 319,0 | 54,5 | 70,5 | 16 | 150,0 |
| | G-14E-90-P | 90 | 2 | 120 | 25,4 | 401,08 | 398,42 | 358,0 | 54,5 | 70,5 | 16 | 180,0 |

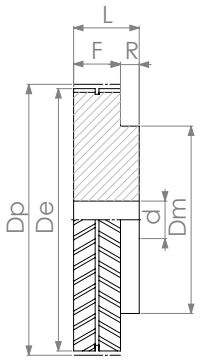


**TİP 1**
*TYPE 1*

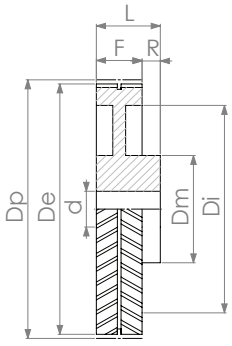


**TİP 2**
*TYPE 2*

## 14M TİP - TYPE O "Orange" (70 mm)

Tüm ölçüler [mm] cinsindendir – All dimensionsin [mm].

**W : 70 mm ENİNDE KAYIŞ İÇİN (P : 14 mm)**
*FOR BELT WIDTH W : 70 mm (P : 14 mm)*

| MALZEME *MATERIAL* | KOD *CODE* | DİŞ SAYISI *N. OF TEETH* | TİP *TYPE* | MAKS. DELİK *MAX. BORE* | d | Dp | De | Di | F | L | R | Dm |
|---|---|---|---|---|---|---|---|---|---|---|---|---|
| SFERO DÖKÜM *SPHEROIDAL CAST IRON* | O-14E-28-P | 28 | 1 | 73 | 25,4 | 124,78 | 122,12 | - | 72 | 92 | 20 | 109,0 |
| | O-14E-30-P | 30 | 1 | 78 | 25,4 | 133,69 | 131,03 | - | 72 | 92 | 20 | 117,5 |
| | O-14E-32-P | 32 | 1 | 84 | 25,4 | 142,61 | 139,95 | - | 72 | 98 | 26 | 126,5 |
| | O-14E-34-P | 34 | 1 | 90 | 25,4 | 151,52 | 148,86 | - | 72 | 98 | 26 | 135,5 |
| | O-14E-36-P | 36 | 1 | 95 | 25,4 | 160,43 | 157,77 | - | 72 | 98 | 26 | 144,0 |
| | O-14E-38-P | 38 | 1 | 101 | 25,4 | 169,35 | 166,69 | - | 72 | 98 | 26 | 153,0 |
| | O-14E-40-P | 40 | 1 | 107 | 25,4 | 178,26 | 175,60 | - | 72 | 98 | 26 | 162,0 |
| | O-14E-43-P | 43 | 1 | 116 | 25,4 | 191,63 | 188,97 | - | 72 | 88 | 16 | 174,0 |
| | O-14E-45-P | 45 | 1 | 122 | 25,4 | 200,54 | 197,88 | - | 72 | 88 | 16 | 183,0 |
| | O-14E-48-P | 48 | 1 | 131 | 25,4 | 213,91 | 211,25 | - | 72 | 88 | 16 | 197,0 |
| | O-14E-50-P | 50 | 1 | 137 | 25,4 | 222,82 | 220,16 | - | 72 | 88 | 16 | 205,0 |
| | O-14E-56-P | 56 | 1 | 153 | 25,4 | 249,56 | 246,90 | - | 72 | 88 | 16 | 230,0 |
| | O-14E-60-P | 60 | 2 | 100 | 25,4 | 267,39 | 264,73 | 230,0 | 72 | 88 | 16 | 150,0 |
| | O-14E-63-P | 63 | 2 | 100 | 25,4 | 280,76 | 278,10 | 243,0 | 72 | 88 | 16 | 150,0 |
| | O-14E-71-P | 71 | 2 | 100 | 25,4 | 316,41 | 313,75 | 279,0 | 72 | 88 | 16 | 150,0 |
| | O-14E-75-P | 75 | 2 | 120 | 25,4 | 334,24 | 331,58 | 296,0 | 72 | 88 | 16 | 180,0 |
| | O-14E-80-P | 80 | 2 | 120 | 25,4 | 356,52 | 353,86 | 319,0 | 72 | 88 | 16 | 180,0 |
| | O-14E-90-P | 90 | 2 | 120 | 25,4 | 401,08 | 398,42 | 358,0 | 72 | 88 | 16 | 200,0 |

# 14E (14MM) HATVELİ PİLOT KARTAL TRİGER KASNAKLAR
*14E (14MM) PITCH EAGLE PROFILE PILOT BORE TIMING BELT PULLEYS*

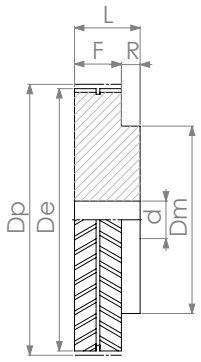


**TİP 1**
*TYPE 1*

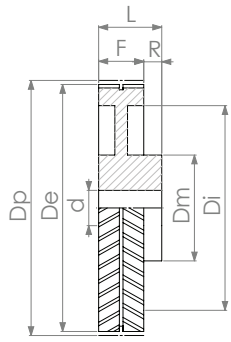


**TİP 2**
*TYPE 2*

## 14M TİP - TYPE R "Red" (105 mm)

Tüm ölçüler [mm] cinsindendir – All dimensionsin [mm].

**W : 105 mm ENİNDE KAYIŞ İÇİN (P : 14 mm)**
*FOR BELT WIDTH W : 105 mm (P : 14 mm)*

| MALZEME *MATERIAL* | KOD *CODE* | DİŞ SAYISI *N. OF TEETH* | TİP *TYPE* | MAKS. DELİK *MAX. BORE* | d | Dp | De | Di | F | L | R | Dm |
|---|---|---|---|---|---|---|---|---|---|---|---|---|
| SFERO DÖKÜM *SPHEROIDAL CAST IRON* | R-14E-28-P | 28 | 1 | 73 | 25,4 | 124,78 | 122,12 | - | 107 | 133 | 26 | 109,0 |
| | R-14E-30-P | 30 | 1 | 78 | 25,4 | 133,69 | 131,03 | - | 107 | 133 | 26 | 117,5 |
| | R-14E-32-P | 32 | 1 | 84 | 25,4 | 142,61 | 139,95 | - | 107 | 133 | 26 | 126,5 |
| | R-14E-34-P | 34 | 1 | 90 | 25,4 | 151,52 | 148,86 | - | 107 | 133 | 26 | 135,5 |
| | R-14E-36-P | 36 | 1 | 96 | 25,4 | 160,43 | 157,77 | - | 107 | 133 | 26 | 144,0 |
| | R-14E-38-P | 38 | 1 | 102 | 25,4 | 169,35 | 166,69 | - | 107 | 133 | 26 | 153,0 |
| | R-14E-40-P | 40 | 1 | 108 | 25,4 | 178,26 | 175,60 | - | 107 | 133 | 26 | 162,0 |
| | R-14E-43-P | 43 | 1 | 117 | 25,4 | 191,63 | 188,97 | - | 107 | 133 | 26 | 174,0 |
| | R-14E-45-P | 45 | 1 | 122 | 25,4 | 200,54 | 197,88 | - | 107 | 123 | 16 | 183,0 |
| | R-14E-48-P | 48 | 1 | 131 | 25,4 | 213,91 | 211,25 | - | 107 | 123 | 16 | 197,0 |
| | R-14E-50-P | 50 | 1 | 137 | 25,4 | 222,82 | 220,16 | - | 107 | 123 | 16 | 205,0 |
| | R-14E-56-P | 56 | 1 | 153 | 25,4 | 249,56 | 246,90 | - | 107 | 123 | 16 | 230,0 |
| | R-14E-60-P | 60 | 2 | 120 | 25,4 | 267,39 | 264,73 | 230,0 | 107 | 123 | 16 | 180,0 |
| | R-14E-63-P | 63 | 2 | 120 | 25,4 | 280,76 | 278,10 | 243,0 | 107 | 123 | 16 | 180,0 |
| | R-14E-71-P | 71 | 2 | 133 | 25,4 | 316,41 | 313,75 | 279,0 | 107 | 123 | 16 | 200,0 |
| | R-14E-75-P | 75 | 2 | 133 | 25,4 | 334,24 | 331,58 | 296,0 | 107 | 123 | 16 | 200,0 |
| | R-14E-80-P | 80 | 2 | 133 | 25,4 | 356,52 | 353,86 | 319,0 | 107 | 123 | 16 | 200,0 |
| | R-14E-90-P | 90 | 2 | 147 | 25,4 | 401,08 | 398,42 | 358,0 | 107 | 123 | 16 | 220,0 |

# Kartal Profil Çelik Burçlu Triger Kasnaklar

*Eagle Profile Steel Timing Belt Pulleys For Taper Bushes*




GÜLÖZ

# 14E (14MM) HATVELİ BURÇLU KARTAL TRİGER KASNAKLAR
*14E (14MM) PITCH EAGLE PROFILE PILOT BORE TIMING BELT PULLEYS*

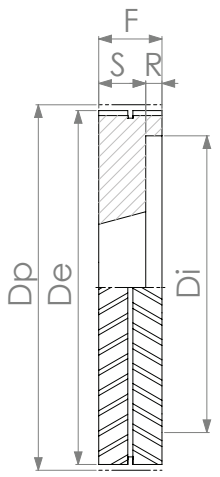


**TİP 3B**
*TYPE 3B*

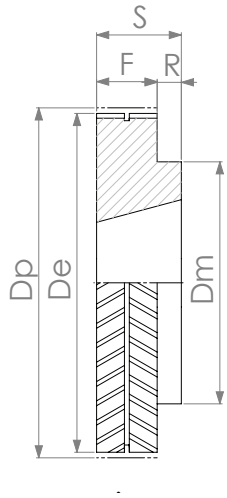


**TİP 1B**
*TYPE 1B*

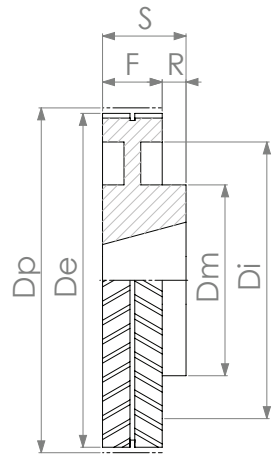


**TİP 2B**
*TYPE 2B*

## 14M TİP - TYPE B "Blue" (35 mm)

Tüm ölçüler [mm] cinsindendir – All dimensionsin [mm].

**W : 35 mm ENİNDE KAYIŞ İÇİN (P : 14 mm)**
*FOR BELT WIDTH W : 35 mm (P : 14 mm)*

| MALZEME *MATERIAL* | KOD *CODE* | DİŞ SAYISI *N. OF TEETH* | TİP *TYPE* | BURÇ BUSH | MAKS. DELİK *MAX. BORE* | Dp | De | Di | F | S | R | Dm |
|---|---|---|---|---|---|---|---|---|---|---|---|---|
| SFERO DÖKÜM *SPHEROIDAL CAST IRON* | B-14E-28-B | 28 | 3B | 2012 | 50 | 124,78 | 122,12 | 82,0 | 37 | 32 | 5 | - |
| | B-14E-30-B | 30 | 1B | 2517 | 60 | 133,69 | 131,03 | - | 37 | 45 | 8 | 114,0 |
| | B-14E-32-B | 32 | 1B | 2517 | 60 | 142,61 | 139,95 | - | 37 | 45 | 8 | 123,0 |
| | B-14E-34-B | 34 | 1B | 2517 | 60 | 151,52 | 148,86 | - | 37 | 45 | 8 | 132,0 |
| | B-14E-36-B | 36 | 1B | 3020 | 75 | 160,43 | 157,77 | - | 37 | 51 | 14 | 141,0 |
| | B-14E-38-B | 38 | 1B | 3020 | 75 | 169,35 | 166,69 | - | 37 | 51 | 14 | 150,0 |
| | B-14E-40-B | 40 | 1B | 3020 | 75 | 178,26 | 175,60 | - | 37 | 51 | 14 | 159,0 |
| | B-14E-43-B | 43 | 1B | 3020 | 75 | 191,63 | 188,97 | - | 37 | 51 | 14 | 172,0 |
| | B-14E-45-B | 45 | 1B | 3020 | 75 | 200,54 | 197,88 | - | 37 | 51 | 14 | 181,0 |
| | B-14E-48-B | 48 | 1B | 3020 | 75 | 213,91 | 211,25 | - | 37 | 51 | 14 | 195,0 |
| | B-14E-50-B | 50 | 2B | 3020 | 75 | 222,82 | 220,16 | 180,0 | 37 | 51 | 14 | 150,0 |
| | B-14E-56-B | 56 | 2B | 3020 | 75 | 249,56 | 246,90 | 207,0 | 37 | 51 | 14 | 150,0 |
| | B-14E-60-B | 60 | 2B | 3020 | 75 | 267,39 | 264,73 | 225,0 | 37 | 51 | 14 | 150,0 |
| | B-14E-63-B | 63 | 2B | 3020 | 75 | 280,76 | 278,10 | 238,0 | 37 | 51 | 14 | 150,0 |
| | B-14E-71-B | 71 | 2B | 3020 | 75 | 316,41 | 313,75 | 274,0 | 37 | 51 | 14 | 150,0 |
| | B-14E-75-B | 75 | 2B | 3020 | 75 | 334,24 | 331,58 | 291,0 | 37 | 51 | 14 | 150,0 |
| | B-14E-80-B | 80 | 2B | 3020 | 75 | 356,52 | 353,86 | 314,0 | 37 | 51 | 14 | 150,0 |
| | B-14E-90-B | 90 | 2B | 3020 | 75 | 401,08 | 398,42 | 358,0 | 37 | 51 | 14 | 150,0 |

# 14E (14MM) HATVELİ BURÇLU KARTAL TRİGER KASNAKLAR
*14E (14MM) 14E (14MM) PITCH EAGLE TIMING BELT PULLEYS FOR TAPER BUSHES*

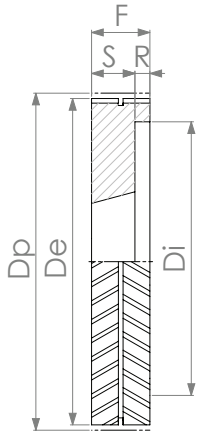


**TİP 3B**
*TYPE 3B*

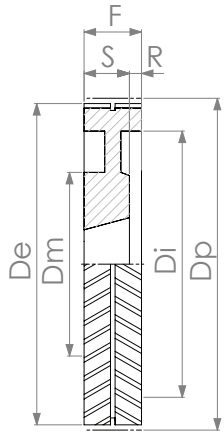


**TİP 4B**
*TYPE 4B*

## 14M TİP - TYPE G "Green" (52,5 mm)

Tüm ölçüler [mm] cinsindendir – All dimensionsin [mm].

**W : 52,5 mm ENİNDE KAYIŞ İÇİN (P : 14 mm)**
*FOR BELT WIDTH W : 52,5 mm (P : 14 mm)*

| MALZEME *MATERIAL* | KOD *CODE* | DİŞ SAYISI *N. OF TEETH* | TİP *TYPE* | BURÇ BUSH | MAKS. DELİK *MAX. BORE* | Dp | De | Di | F | S | R | Dm |
|---|---|---|---|---|---|---|---|---|---|---|---|---|
| SFERO DÖKÜM *SPHEROIDAL CAST IRON* | G-14E-28-B | 28 | 3B | 2517 | 60 | 124,78 | 122,12 | 86,0 | 54,5 | 45 | 9,5 | - |
| | G-14E-30-B | 30 | 3B | 2517 | 60 | 133,69 | 131,03 | 90,0 | 54,5 | 45 | 9,5 | - |
| | G-14E-32-B | 32 | 3B | 2517 | 60 | 142,61 | 139,95 | 100,0 | 54,5 | 45 | 9,5 | - |
| | G-14E-34-B | 34 | 3B | 2517 | 60 | 151,52 | 148,86 | 108,0 | 54,5 | 45 | 9,5 | - |
| | G-14E-36-B | 36 | 3B | 3020 | 75 | 160,43 | 157,77 | 118,0 | 54,5 | 51 | 3,5 | - |
| | G-14E-38-B | 38 | 3B | 3020 | 75 | 169,35 | 166,69 | 126,0 | 54,5 | 51 | 3,5 | - |
| | G-14E-40-B | 40 | 3B | 3020 | 75 | 178,26 | 175,60 | 135,0 | 54,5 | 51 | 3,5 | - |
| | G-14E-43-B | 43 | 3B | 3020 | 75 | 191,63 | 188,97 | 148,0 | 54,5 | 51 | 3,5 | - |
| | G-14E-45-B | 45 | 3B | 3020 | 75 | 200,54 | 197,88 | 158,0 | 54,5 | 51 | 3,5 | - |
| | G-14E-48-B | 48 | 3B | 3020 | 75 | 213,91 | 211,25 | 171,0 | 54,5 | 51 | 3,5 | - |
| | G-14E-50-B | 50 | 4B | 3020 | 75 | 222,82 | 220,16 | 180,0 | 54,5 | 51 | 3,5 | 150,0 |
| | G-14E-56-B | 56 | 4B | 3020 | 75 | 249,56 | 246,90 | 207,0 | 54,5 | 51 | 3,5 | 150,0 |
| | G-14E-60-B | 60 | 4B | 3020 | 75 | 267,39 | 264,73 | 225,0 | 54,5 | 51 | 3,5 | 150,0 |
| | G-14E-63-B | 63 | 4B | 3020 | 75 | 280,76 | 278,10 | 238,0 | 54,5 | 51 | 3,5 | 150,0 |
| | G-14E-71-B | 71 | 4B | 3020 | 75 | 316,41 | 313,75 | 274,0 | 54,5 | 51 | 3,5 | 150,0 |
| | G-14E-75-B | 75 | 4B | 3020 | 75 | 334,24 | 331,58 | 291,0 | 54,5 | 51 | 3,5 | 150,0 |
| | G-14E-80-B | 80 | 4B | 3020 | 75 | 356,52 | 353,86 | 314,0 | 54,5 | 51 | 3,5 | 150,0 |
| | G-14E-90-B | 90 | 4B | 3020 | 75 | 401,08 | 398,42 | 358,0 | 54,5 | 51 | 3,5 | 180,0 |

# 14E (14MM) HATVELİ BURÇLU KARTAL TRİGER KASNAKLAR
*14E (14MM) PITCH EAGLE TIMING BELT PULLEYS FOR TAPER BUSHES*

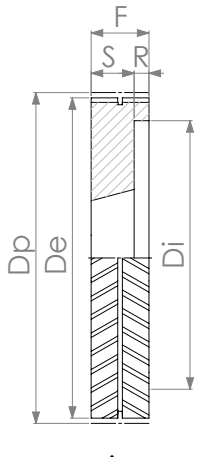


**TİP 3B**
*TYPE 3B*

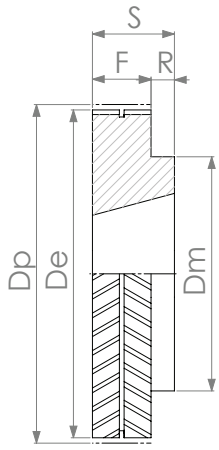


**TİP 1B**
*TYPE 1B*

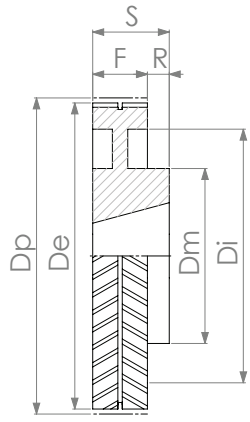


**TİP 2B**
*TYPE 2B*

## 14M TİP - TYPE O "Orange" (70 mm)

Tüm ölçüler [mm] cinsindendir – All dimensionsin [mm].

**W : 70 mm ENİNDE KAYIŞ İÇİN (P : 14 mm)**
*FOR BELT WIDTH W : 70 mm (P : 14 mm)*

| MALZEME *MATERIAL* | KOD *CODE* | DİŞ SAYISI *N. OF TEETH* | TİP *TYPE* | BURÇ BUSH | MAKS. DELİK *MAX. BORE* | Dp | De | Di | F | S | R | Dm |
|---|---|---|---|---|---|---|---|---|---|---|---|---|
| SFERO DÖKÜM *SPHEROIDAL CAST IRON* | O-14E-28-B | 28 | 3B | 2517 | 60 | 124,78 | 122,12 | 86,0 | 72 | 45 | 27 | - |
| | O-14E-30-B | 30 | 3B | 2517 | 60 | 133,69 | 131,03 | 90,0 | 72 | 45 | 27 | - |
| | O-14E-32-B | 32 | 3B | 2517 | 60 | 142,61 | 139,95 | 100,0 | 72 | 45 | 27 | - |
| | O-14E-34-B | 34 | 1B | 3030 | 75 | 151,52 | 148,86 | - | 72 | 76 | 4 | 135,5 |
| | O-14E-36-B | 36 | 1B | 3030 | 75 | 160,43 | 157,77 | - | 72 | 76 | 4 | 144,0 |
| | O-14E-38-B | 38 | 1B | 3030 | 75 | 169,35 | 166,69 | - | 72 | 76 | 4 | 153,0 |
| | O-14E-40-B | 40 | 1B | 3030 | 75 | 178,26 | 175,60 | - | 72 | 76 | 4 | 162,0 |
| | O-14E-43-B | 43 | 1B | 3535 | 90 | 191,63 | 188,97 | - | 72 | 89 | 17 | 174,0 |
| | O-14E-45-B | 45 | 1B | 3535 | 90 | 200,54 | 197,88 | - | 72 | 89 | 17 | 183,0 |
| | O-14E-48-B | 48 | 1B | 3535 | 90 | 213,91 | 211,25 | - | 72 | 89 | 17 | 197,0 |
| | O-14E-50-B | 50 | 1B | 3535 | 90 | 222,82 | 220,16 | - | 72 | 89 | 17 | 205,0 |
| | O-14E-56-B | 56 | 1B | 3535 | 90 | 249,56 | 246,90 | - | 72 | 89 | 17 | 230,0 |
| | O-14E-60-B | 60 | 2B | 3030 | 75 | 267,39 | 264,73 | 225,0 | 72 | 76 | 4 | 150,0 |
| | O-14E-63-B | 63 | 2B | 3030 | 75 | 280,76 | 278,10 | 238,0 | 72 | 76 | 4 | 150,0 |
| | O-14E-71-B | 71 | 2B | 3030 | 75 | 316,41 | 313,75 | 274,0 | 72 | 76 | 4 | 150,0 |
| | O-14E-75-B | 75 | 2B | 3535 | 90 | 334,24 | 331,58 | 291,0 | 72 | 89 | 17 | 180,0 |
| | O-14E-80-B | 80 | 2B | 3535 | 90 | 356,52 | 353,86 | 314,0 | 72 | 89 | 17 | 180,0 |
| | O-14E-90-B | 90 | 2B | 3535 | 90 | 401,08 | 398,42 | 358,0 | 72 | 89 | 17 | 200,0 |

# 14E (14MM) HATVELİ BURÇLU KARTAL TRİGER KASNAKLAR
*14E (14MM) 14E (14MM) PITCH EAGLE TIMING BELT PULLEYS FOR TAPER BUSHES*

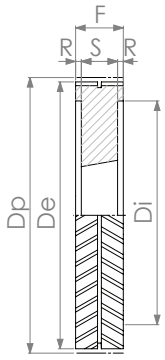


**TİP 5B**
*TYPE 5B*

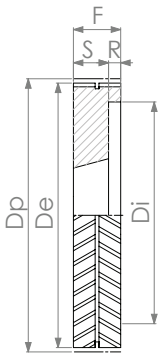


**TİP 3B**
*TYPE 3B*

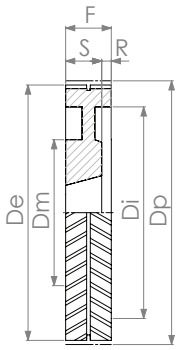


**TİP 4B**
*TYPE 4B*

## 14M TİP - TYPE R "Red" (105 mm)

Tüm ölçüler [mm] cinsindendir – All dimensionsin [mm].

**W : 105 mm ENİNDE KAYIŞ İÇİN (P : 14 mm)**
*FOR BELT WIDTH W : 105 mm (P : 14 mm)*

| MALZEME *MATERIAL* | KOD *CODE* | DİŞ SAYISI *N. OF TEETH* | TİP *TYPE* | BURÇ BUSH | MAKS. DELİK *MAX. BORE* | Dp | De | Di | F | S | R | Dm |
|---|---|---|---|---|---|---|---|---|---|---|---|---|
| SFERO DÖKÜM *SPHEROIDAL CAST IRON* | R-14E-28-B | 28 | 5B | 2517 | 60 | 124,78 | 122,12 | 86,0 | 107 | 45 | 31 | - |
| | R-14E-30-B | 30 | 5B | 2517 | 60 | 133,69 | 131,03 | 90,0 | 107 | 45 | 31 | - |
| | R-14E-32-B | 32 | 5B | 2517 | 60 | 142,61 | 139,95 | 100,0 | 107 | 45 | 31 | - |
| | R-14E-34-B | 34 | 5B | 3030 | 75 | 151,52 | 148,86 | 109,0 | 107 | 76 | 15,5 | - |
| | R-14E-36-B | 36 | 5B | 3030 | 75 | 160,43 | 157,77 | 117,0 | 107 | 76 | 15,5 | - |
| | R-14E-38-B | 38 | 5B | 3030 | 75 | 169,35 | 166,69 | 126,0 | 107 | 76 | 15,5 | - |
| | R-14E-40-B | 40 | 5B | 3030 | 75 | 178,26 | 175,60 | 135,0 | 107 | 76 | 15,5 | - |
| | R-14E-43-B | 43 | 3B | 3535 | 90 | 191,63 | 188,97 | 148,0 | 107 | 89 | 18 | - |
| | R-14E-45-B | 45 | 3B | 3535 | 90 | 200,54 | 197,88 | 157,0 | 107 | 89 | 18 | - |
| | R-14E-48-B | 48 | 3B | 4040 | 100 | 213,91 | 211,25 | 171,0 | 107 | 102 | 5 | - |
| | R-14E-50-B | 50 | 3B | 4040 | 100 | 222,82 | 220,16 | 180,0 | 107 | 102 | 5 | - |
| | R-14E-56-B | 56 | 3B | 4040 | 100 | 249,56 | 246,90 | 206,0 | 107 | 102 | 5 | - |
| | R-14E-60-B | 60 | 4B | 3535 | 90 | 267,39 | 264,73 | 225,0 | 107 | 89 | 18 | 180,0 |
| | R-14E-63-B | 63 | 4B | 3535 | 90 | 280,76 | 278,10 | 238,0 | 107 | 89 | 18 | 180,0 |
| | R-14E-71-B | 71 | 4B | 4040 | 100 | 316,41 | 313,75 | 274,0 | 107 | 102 | 5 | 200,0 |
| | R-14E-75-B | 75 | 4B | 4040 | 100 | 334,24 | 331,58 | 291,0 | 107 | 102 | 5 | 200,0 |
| | R-14E-80-B | 80 | 4B | 4040 | 100 | 356,52 | 353,86 | 314,0 | 107 | 102 | 5 | 200,0 |
| | R-14E-90-B | 90 | 4B | 4040 | 100 | 401,08 | 398,42 | 358,0 | 107 | 102 | 5 | 220,0 |

# Kartal Profil Alüminyum Pilot Triger Kasnaklar

*Eagle Profile Aluminium Pilot Bore Timing Belt Pulleys*




GÜLÖZ

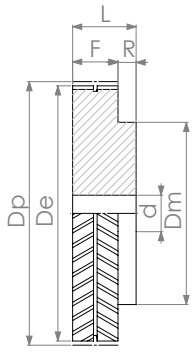


**TİP 1**
*TYPE 1*

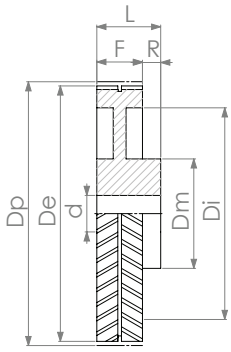


**TİP 2**
*TYPE 2*

## 5M TİP - TYPE C "Cyan" (12,5 mm)

**W : 12,5 mm ENİNDE KAYIŞ İÇİN (P : 5 mm)**
*FOR BELT WIDTH W : 12,5 mm (P : 5 mm)*

Tüm ölçüler [mm] cinsindendir – All dimensionsin [mm].

| MALZEME *MATERIAL* | KOD *CODE* | DİŞ SAYISI *N. OF TEETH* | TİP *TYPE* | d | Dp | De | F | L | R | Dm |
|---|---|---|---|---|---|---|---|---|---|---|
| ALÜMİNYUM *ALUMINIUM* | C-5E-15-P | 15 | 1 | 6 | 23,87 | 22,73 | 13,5 | 19,5 | 6 | 17,0 |
| | C-5E-16-P | 16 | 1 | 6 | 25,47 | 24,33 | 13,5 | 19,5 | 6 | 19,0 |
| | C-5E-18-P | 18 | 1 | 6 | 28,65 | 27,51 | 13,5 | 19,5 | 6 | 22,0 |
| | C-5E-19-P | 19 | 1 | 6 | 30,24 | 29,10 | 13,5 | 21,5 | 8 | 24,0 |
| | C-5E-20-P | 20 | 1 | 6 | 31,83 | 30,69 | 13,5 | 21,5 | 8 | 25,0 |
| | C-5E-22-P | 22 | 1 | 6 | 35,02 | 33,88 | 13,5 | 21,5 | 8 | 28,0 |
| | C-5E-24-P | 24 | 1 | 6 | 38,20 | 37,06 | 13,5 | 21,5 | 8 | 32,0 |
| | C-5E-25-P | 25 | 1 | 6 | 39,79 | 38,65 | 13,5 | 21,5 | 8 | 33,0 |
| | C-5E-26-P | 26 | 1 | 6 | 41,38 | 40,24 | 13,5 | 21,5 | 8 | 35,0 |
| | C-5E-27-P | 27 | 1 | 6 | 42,97 | 41,83 | 13,5 | 21,5 | 8 | 36,0 |
| | C-5E-28-P | 28 | 1 | 6 | 44,56 | 43,42 | 13,5 | 21,5 | 8 | 38,0 |
| | C-5E-30-P | 30 | 1 | 12,7 | 47,75 | 46,61 | 13,5 | 21,5 | 8 | 41,0 |
| | C-5E-32-P | 32 | 1 | 12,7 | 50,93 | 49,79 | 13,5 | 21,5 | 8 | 44,0 |
| | C-5E-36-P | 36 | 1 | 12,7 | 57,30 | 56,16 | 13,5 | 21,5 | 8 | 51,0 |
| | C-5E-40-P | 40 | 1 | 12,7 | 63,66 | 62,52 | 13,5 | 24,5 | 11 | 57,0 |
| | C-5E-44-P | 44 | 1 | 12,7 | 70,03 | 68,89 | 13,5 | 24,5 | 11 | 63,0 |
| | C-5E-48-P | 48 | 1 | 12,7 | 76,40 | 75,26 | 13,5 | 24,5 | 11 | 70,0 |
| | C-5E-60-P | 60 | 1 | 12,7 | 95,50 | 94,36 | 13,5 | 24,5 | 11 | 89,0 |

## 5E (5MM) HATVELİ PİLOT KARTAL TRİGER KASNAKLAR
*5E (5MM) PITCH EAGLE PROFILE PILOT BORE TIMING BELT PULLEYS*

### 5M TİP - TYPE S "Silver" (25 mm)

Tüm ölçüler [mm] cinsindendir – All dimensionsin [mm].

**W : 25 mm ENİNDE KAYIŞ İÇİN (P : 5 mm)**
*FOR BELT WIDTH W : 25 mm (P : 5 mm)*

| MALZEME *MATERIAL* | KOD *CODE* | DİŞ SAYISI *N. OF TEETH* | TİP *TYPE* | d | Dp | De | F | L | R | Dm |
|---|---|---|---|---|---|---|---|---|---|---|
| ALÜMİNYUM *ALUMINIUM* | S-5E-15-P | 15 | 1 | 6 | 23,87 | 22,73 | 26 | 32 | 6 | 17,0 |
| | S-5E-16-P | 16 | 1 | 6 | 25,47 | 24,33 | 26 | 32 | 6 | 19,0 |
| | S-5E-18-P | 18 | 1 | 6 | 28,65 | 27,51 | 26 | 32 | 6 | 22,0 |
| | S-5E-19-P | 19 | 1 | 6 | 30,24 | 29,10 | 26 | 34 | 8 | 24,0 |
| | S-5E-20-P | 20 | 1 | 6 | 31,83 | 30,69 | 26 | 34 | 8 | 25,0 |
| | S-5E-22-P | 22 | 1 | 6 | 35,02 | 33,88 | 26 | 34 | 8 | 28,0 |
| | S-5E-24-P | 24 | 1 | 6 | 38,20 | 37,06 | 26 | 34 | 8 | 32,0 |
| | S-5E-25-P | 25 | 1 | 6 | 39,79 | 38,65 | 26 | 34 | 8 | 33,0 |
| | S-5E-26-P | 26 | 1 | 6 | 41,38 | 40,24 | 26 | 34 | 8 | 35,0 |
| | S-5E-27-P | 27 | 1 | 6 | 42,97 | 41,83 | 26 | 34 | 8 | 36,0 |
| | S-5E-28-P | 28 | 1 | 6 | 44,56 | 43,42 | 26 | 34 | 8 | 38,0 |
| | S-5E-30-P | 30 | 1 | 12,7 | 47,75 | 46,61 | 26 | 34 | 8 | 41,0 |
| | S-5E-32-P | 32 | 1 | 12,7 | 50,93 | 49,79 | 26 | 34 | 8 | 44,0 |
| | S-5E-36-P | 36 | 1 | 12,7 | 57,30 | 56,16 | 26 | 34 | 8 | 51,0 |
| | S-5E-40-P | 40 | 1 | 12,7 | 63,66 | 62,52 | 26 | 37 | 11 | 57,0 |
| | S-5E-44-P | 44 | 1 | 12,7 | 70,03 | 68,89 | 26 | 37 | 11 | 63,0 |
| | S-5E-48-P | 48 | 1 | 12,7 | 76,40 | 75,26 | 26 | 37 | 11 | 70,0 |
| | S-5E-60-P | 60 | 1 | 12,7 | 95,50 | 94,36 | 26 | 37 | 11 | 89,0 |

## 8E (8MM) HATVELİ PİLOT KARTAL TRİGER KASNAKLAR
*8E (8MM) PITCH EAGLE PROFILE PILOT BORE TIMING BELT PULLEYS*

### 8M TİP - TYPE M "Maroon" (25 mm)

Tüm ölçüler [mm] cinsindendir – All dimensionsin [mm].

**W : 25 mm ENİNDE KAYIŞ İÇİN (P : 8 mm)**
*FOR BELT WIDTH W : 12,5 mm (P : 5 mm)*

| MALZEME *MATERIAL* | KOD *CODE* | DİŞ SAYISI *N. OF TEETH* | TİP *TYPE* | MAKS. DELİK *MAX. BORE* | d | Dp | De | Di | F | L | R | Dm |
|---|---|---|---|---|---|---|---|---|---|---|---|---|
| ALÜMİNYUM *ALUMINIUM* | M-8E-20-P | 20 | 1 | 27 | 12,7 | 50,93 | 49,57 | - | 26 | 38 | 12 | 41,0 |
| | M-8E-22-P | 22 | 1 | 31 | 12,7 | 56,02 | 54,66 | - | 26 | 38 | 12 | 46,0 |
| | M-8E-24-P | 24 | 1 | 34 | 12,7 | 61,12 | 59,76 | - | 26 | 42 | 16 | 51,0 |
| | M-8E-26-P | 26 | 1 | 39 | 12,7 | 66,21 | 64,85 | - | 26 | 42 | 16 | 58,0 |
| | M-8E-28-P | 28 | 1 | 41 | 12,7 | 71,30 | 69,94 | - | 26 | 42 | 16 | 62,0 |
| | M-8E-30-P | 30 | 1 | 45 | 12,7 | 76,40 | 75,04 | - | 26 | 42 | 16 | 67,0 |
| | M-8E-32-P | 32 | 1 | 48 | 12,7 | 81,49 | 80,13 | - | 26 | 42 | 16 | 72,0 |
| | M-8E-34-P | 34 | 1 | 51 | 12,7 | 86,58 | 85,22 | - | 26 | 42 | 16 | 77,0 |
| | M-8E-36-P | 36 | 1 | 55 | 12,7 | 91,68 | 90,32 | - | 26 | 42 | 16 | 82,0 |
| | M-8E-38-P | 38 | 1 | 58 | 12,7 | 96,77 | 95,41 | - | 26 | 42 | 16 | 87,0 |
| | M-8E-40-P | 40 | 1 | 62 | 12,7 | 101,86 | 100,50 | - | 26 | 42 | 16 | 92,0 |
| | M-8E-56-P | 56 | 1 | 89 | 12,7 | 142,61 | 141,25 | - | 26 | 42 | 16 | 133,0 |
| | M-8E-90-P | 90 | 2 | 80 | 25,4 | 229,19 | 227,83 | 208,00 | 26 | 42 | 16 | 120,0 |

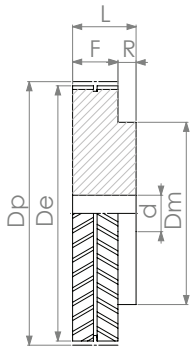


**TİP 1**
*TYPE 1*

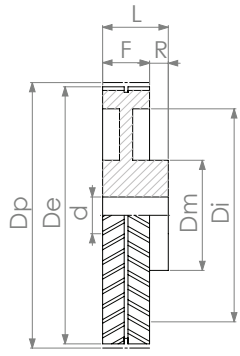


**TİP 2**
*TYPE 2*

## 8M TİP - TYPE L "Lilac" (50 mm)

Tüm ölçüler [mm] cinsindendir – All dimensionsin [mm].

**W : 50 mm ENİNDE KAYIŞ İÇİN (P : 8 mm)**
*FOR BELT WIDTH W : 50 mm (P : 8 mm)*

| MALZEME *MATERIAL* | KOD *CODE* | DİŞ SAYISI *N. OF TEETH* | TİP *TYPE* | MAKS. DELİK *MAX. BORE* | d | Dp | De | Di | F | L | R | Dm |
|---|---|---|---|---|---|---|---|---|---|---|---|---|
| ALÜMİNYUM *ALUMINIUM* | L-8E-20-P | 20 | 1 | 27 | 12,7 | 50,93 | 49,57 | - | 51 | 63 | 12 | 41,0 |
| | L-8E-22-P | 22 | 1 | 31 | 12,7 | 56,02 | 54,66 | - | 51 | 63 | 12 | 46,0 |
| | L-8E-24-P | 24 | 1 | 34 | 12,7 | 61,12 | 59,76 | - | 51 | 67 | 16 | 51,0 |
| | L-8E-26-P | 26 | 1 | 39 | 12,7 | 66,21 | 64,85 | - | 51 | 67 | 16 | 58,0 |
| | L-8E-28-P | 28 | 1 | 41 | 12,7 | 71,30 | 69,94 | - | 51 | 67 | 16 | 62,0 |
| | L-8E-30-P | 30 | 1 | 45 | 12,7 | 76,40 | 75,04 | - | 51 | 67 | 16 | 67,0 |
| | L-8E-32-P | 32 | 1 | 48 | 12,7 | 81,49 | 80,13 | - | 51 | 67 | 16 | 72,0 |
| | L-8E-34-P | 34 | 1 | 51 | 12,7 | 86,58 | 85,22 | - | 51 | 67 | 16 | 77,0 |
| | L-8E-36-P | 36 | 1 | 55 | 12,7 | 91,68 | 90,32 | - | 51 | 67 | 16 | 82,0 |
| | L-8E-38-P | 38 | 1 | 58 | 12,7 | 96,77 | 95,41 | - | 51 | 67 | 16 | 87,0 |
| | L-8E-40-P | 40 | 1 | 62 | 12,7 | 101,86 | 100,50 | - | 51 | 67 | 16 | 92,0 |
| | L-8E-56-P | 56 | 1 | 89 | 12,7 | 142,61 | 141,25 | - | 51 | 67 | 16 | 133,0 |
| | L-8E-90-P | 90 | 2 | 80 | 25,4 | 229,19 | 227,83 | 208,00 | 51 | 67 | 16 | 120,0 |

# 10E (10MM) HATVELİ PİLOT KARTAL TRİGER KASNAKLAR
*10E (10MM) PITCH EAGLE PROFILE PILOT BORE TIMING BELT PULLEYS*

## 10M TİP - TYPE A "Azure" (25 mm)

Tüm ölçüler [mm] cinsindendir – All dimensionsin [mm].

**W : 25 mm ENİNDE KAYIŞ İÇİN (P : 10 mm)**
*FOR BELT WIDTH W : 25 mm (P : 10 mm)*

| MALZEME *MATERIAL* | KOD *CODE* | DİŞ SAYISI *N. OF TEETH* | TİP *TYPE* | MAKS. DELİK *MAX. BORE* | d | Dp | De | Di | F | L | R | Dm |
|---|---|---|---|---|---|---|---|---|---|---|---|---|
| ALÜMİNYUM *ALUMINIUM* | A-10E-15-P | 15 | 1 | 23 | 12,7 | 47,75 | 45,75 | - | 26 | 36 | 10 | 35,0 |
| | A-10E-16-P | 16 | 1 | 25 | 12,7 | 50,93 | 48,93 | - | 26 | 36 | 10 | 38,0 |
| | A-10E-18-P | 18 | 1 | 30 | 12,7 | 57,30 | 55,30 | - | 26 | 36 | 10 | 44,0 |
| | A-10E-19-P | 19 | 1 | 32 | 12,7 | 60,48 | 58,48 | - | 26 | 36 | 10 | 47,0 |
| | A-10E-20-P | 20 | 1 | 34 | 12,7 | 63,66 | 61,66 | - | 26 | 36 | 10 | 51,0 |
| | A-10E-22-P | 22 | 1 | 38 | 12,7 | 70,03 | 68,03 | - | 26 | 36 | 10 | 57,0 |
| | A-10E-24-P | 24 | 1 | 42 | 12,7 | 76,40 | 74,40 | - | 26 | 36 | 10 | 63,0 |
| | A-10E-25-P | 25 | 1 | 44 | 12,7 | 79,58 | 77,58 | - | 26 | 36 | 10 | 67,0 |
| | A-10E-26-P | 26 | 1 | 47 | 12,7 | 82,76 | 80,76 | - | 26 | 36 | 10 | 70,0 |
| | A-10E-27-P | 27 | 1 | 49 | 12,7 | 85,95 | 83,95 | - | 26 | 36 | 10 | 73,0 |
| | A-10E-28-P | 28 | 1 | 51 | 12,7 | 89,13 | 87,13 | - | 26 | 36 | 10 | 76,0 |
| | A-10E-30-P | 30 | 1 | 55 | 12,7 | 95,50 | 93,50 | - | 26 | 36 | 10 | 82,0 |
| | A-10E-32-P | 32 | 1 | 59 | 12,7 | 101,86 | 99,86 | - | 26 | 36 | 10 | 89,0 |
| | A-10E-36-P | 36 | 1 | 68 | 12,7 | 114,59 | 112,59 | - | 26 | 36 | 10 | 102,0 |
| | A-10E-40-P | 40 | 1 | 76 | 12,7 | 127,33 | 125,33 | - | 26 | 36 | 10 | 114,0 |
| | A-10E-44-P | 44 | 1 | 85 | 12,7 | 140,06 | 138,06 | - | 26 | 36 | 10 | 127,0 |
| | A-10E-48-P | 48 | 1 | 93 | 12,7 | 152,79 | 150,79 | - | 26 | 36 | 10 | 140,0 |
| | A-10E-60-P | 60 | 2 | 65 | 25,4 | 190,99 | 188,99 | 161,00 | 26 | 36 | 10 | 110,0 |

## 10M TİP - TYPE T "Turquoise" (32 mm)

Tüm ölçüler [mm] cinsindendir – All dimensionsin [mm].

**W : 32 mm ENİNDE KAYIŞ İÇİN (P : 10 mm)**
*FOR BELT WIDTH W : 32 mm (P : 10 mm)*

| MALZEME *MATERIAL* | KOD *CODE* | DİŞ SAYISI *N. OF TEETH* | TİP *TYPE* | MAKS. DELİK *MAX. BORE* | d | Dp | De | Di | F | L | R | Dm |
|---|---|---|---|---|---|---|---|---|---|---|---|---|
| ALÜMİNYUM *ALUMINIUM* | T-10E-15-P | 15 | 1 | 23 | 12,7 | 47,75 | 45,75 | - | 33 | 43 | 10 | 35,0 |
| | T-10E-16-P | 16 | 1 | 25 | 12,7 | 50,93 | 48,93 | - | 33 | 43 | 10 | 38,0 |
| | T-10E-18-P | 18 | 1 | 30 | 12,7 | 57,30 | 55,30 | - | 33 | 43 | 10 | 44,0 |
| | T-10E-19-P | 19 | 1 | 32 | 12,7 | 60,48 | 58,48 | - | 33 | 43 | 10 | 47,0 |
| | T-10E-20-P | 20 | 1 | 34 | 12,7 | 63,66 | 61,66 | - | 33 | 43 | 10 | 51,0 |
| | T-10E-22-P | 22 | 1 | 38 | 12,7 | 70,03 | 68,03 | - | 33 | 43 | 10 | 57,0 |
| | T-10E-24-P | 24 | 1 | 42 | 12,7 | 76,40 | 74,40 | - | 33 | 43 | 10 | 63,0 |
| | T-10E-25-P | 25 | 1 | 44 | 12,7 | 79,58 | 77,58 | - | 33 | 43 | 10 | 67,0 |
| | T-10E-26-P | 26 | 1 | 47 | 12,7 | 82,76 | 80,76 | - | 33 | 43 | 10 | 70,0 |
| | T-10E-27-P | 27 | 1 | 49 | 12,7 | 85,95 | 83,95 | - | 33 | 43 | 10 | 73,0 |
| | T-10E-28-P | 28 | 1 | 51 | 12,7 | 89,13 | 87,13 | - | 33 | 43 | 10 | 76,0 |
| | T-10E-30-P | 30 | 1 | 55 | 12,7 | 95,50 | 93,50 | - | 33 | 43 | 10 | 82,0 |
| | T-10E-32-P | 32 | 1 | 59 | 12,7 | 101,86 | 99,86 | - | 33 | 43 | 10 | 89,0 |
| | T-10E-36-P | 36 | 1 | 68 | 12,7 | 114,59 | 112,59 | - | 33 | 43 | 10 | 102,0 |
| | T-10E-40-P | 40 | 1 | 76 | 12,7 | 127,33 | 125,33 | - | 33 | 43 | 10 | 114,0 |
| | T-10E-44-P | 44 | 1 | 85 | 12,7 | 140,06 | 138,06 | - | 33 | 43 | 10 | 127,0 |
| | T-10E-48-P | 48 | 1 | 93 | 12,7 | 152,79 | 150,79 | - | 33 | 43 | 10 | 140,0 |
| | T-10E-60-P | 60 | 2 | 65 | 25,4 | 190,99 | 188,99 | 161,00 | 33 | 43 | 10 | 110,0 |

# 10E (10MM) HATVELİ PİLOT KARTAL TRİGER KASNAKLAR
*10E (10MM) PITCH EAGLE PROFILE PILOT BORE TIMING BELT PULLEYS*

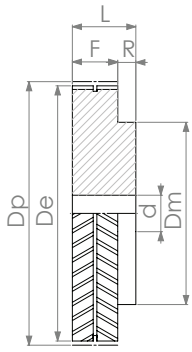


**TİP 1**
*TYPE 1*

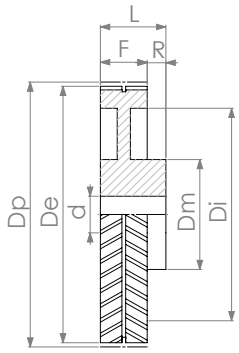


**TİP 2**
*TYPE 2*

## 10M TİP - TYPE F "Fuschia" (50 mm)

Tüm ölçüler [mm] cinsindendir – All dimensionsin [mm].

**W : 50 mm ENİNDE KAYIŞ İÇİN (P : 10 mm)**
*FOR BELT WIDTH W : 50 mm (P : 10 mm)*

| MALZEME *MATERIAL* | KOD *CODE* | DİŞ SAYISI *N. OF TEETH* | TİP *TYPE* | MAKS. DELİK *MAX. BORE* | d | Dp | De | Di | F | L | R | Dm |
|---|---|---|---|---|---|---|---|---|---|---|---|---|
| ALÜMİNYUM *ALUMINIUM* | F-10E-15-P | 15 | 1 | 23 | 12,7 | 47,75 | 45,75 | - | 51 | 61 | 10 | 35,0 |
| | F-10E-16-P | 16 | 1 | 25 | 12,7 | 50,93 | 48,93 | - | 51 | 61 | 10 | 38,0 |
| | F-10E-18-P | 18 | 1 | 30 | 12,7 | 57,30 | 55,30 | - | 51 | 61 | 10 | 44,0 |
| | F-10E-19-P | 19 | 1 | 32 | 12,7 | 60,48 | 58,48 | - | 51 | 61 | 10 | 47,0 |
| | F-10E-20-P | 20 | 1 | 34 | 12,7 | 63,66 | 61,66 | - | 51 | 61 | 10 | 51,0 |
| | F-10E-22-P | 22 | 1 | 38 | 12,7 | 70,03 | 68,03 | - | 51 | 61 | 10 | 57,0 |
| | F-10E-24-P | 24 | 1 | 42 | 12,7 | 76,40 | 74,40 | - | 51 | 61 | 10 | 63,0 |
| | F-10E-25-P | 25 | 1 | 44 | 12,7 | 79,58 | 77,58 | - | 51 | 61 | 10 | 67,0 |
| | F-10E-26-P | 26 | 1 | 47 | 12,7 | 82,76 | 80,76 | - | 51 | 61 | 10 | 70,0 |
| | F-10E-27-P | 27 | 1 | 49 | 12,7 | 85,95 | 83,95 | - | | 61 | 10 | 73,0 |
| | F-10E-28-P | 28 | 1 | 51 | 12,7 | 89,13 | 87,13 | - | 51 | 61 | 10 | 76,0 |
| | F-10E-30-P | 30 | 1 | 55 | 12,7 | 95,50 | 93,50 | - | 51 | 61 | 10 | 82,0 |
| | F-10E-32-P | 32 | 1 | 59 | 12,7 | 101,86 | 99,86 | - | 51 | 61 | 10 | 89,0 |
| | F-10E-36-P | 36 | 1 | 68 | 12,7 | 114,59 | 112,59 | - | 51 | 61 | 10 | 102,0 |
| | F-10E-40-P | 40 | 1 | 76 | 12,7 | 127,33 | 125,33 | - | 51 | 61 | 10 | 114,0 |
| | F-10E-44-P | 44 | 1 | 85 | 12,7 | 140,06 | 138,06 | - | 51 | 61 | 10 | 127,0 |
| | F-10E-48-P | 48 | 1 | 93 | 12,7 | 152,79 | 150,79 | - | 51 | 61 | 10 | 140,0 |
| | F-10E-60-P | 60 | 2 | 65 | 25,4 | 190,99 | 188,99 | 161,00 | 51 | 61 | 10 | 110,0 |

# KONİK BURÇLAR VE APARATLAR

# *TAPER BUSHES AND APPARATUS*




GÜLÖZ

# KONİK BURÇLAR VE APARATLAR
# *TAPER BUSHES AND APPARATUS*

## STANDART KONİK BURÇLAR
*STANDARD TAPER BUSHES*

» 1008 - 5050

## CİVATA BAĞLANTILI BURÇ FLANŞLARI
*BOLT-ON HUBS FOR TAPER BUSHES*

» BF 12 - BF 30

» SM 12 - SM 30

## BURÇ ADAPTÖRLERİ
*ADAPTERS FOR TAPER BUSHES*

» BA 10 - BA 40

## KAYNAK BAĞLANTILI BURÇ FLANŞLARI
*WELD-ON HUBS FOR TAPER BUSHES*

» W 12 - W 50

# KONİK BURÇ VE APARATLARI İÇİN TEKNİK BİLGİLER
## *TECHNICAL INFORMATIONS FOR TAPER BUSHES AND APPARATUS*



**Kullanıldığı Yerler**

- V kayış kasnakları
- Poly-V kayış kasnakları
- Kaplinler
- Triger kasnaklar
- Zincir dişliler
- Flanşlar
- Varyatörler
- Kamalı mile bağlanması gereken bütün elemanlar

**They are used for**

- The V-belt pulleys
- The poly-v belt pulleys
- The couplings
- The timing belt pulleys
- The sprockets
- The Hubs
- The variable speed pulleys
- All the components to be assembled to the pin with keyway

**Özellikleri**

Elemanların göbeğinde burca uygun konik yuva olmaktadır. Burç bu yuvaya oturtularak, mile kaygan olarak elle takılır. Setskur vidalar sıkma deliklerine takılır. Vidaların sıkılması ile montaj tamamlanır. Setskurları söküp birini demontaj deliğine takıp sıktığımızda ise mille eleman ayrılmış olur.

**Specifications**

A conical slot is suitable for the taper bush in the hub of the elements. The taper bush is placed in this slot and assembled by hand to the shaft. Set screws are inserted into the tightening holes. After tightening, they are mounted to each other. When we disassemble the sets, insert one into the disassembly hole, and tighten it, the shaft and the element are separated.

**Avantajları**

- Kamalı mile elle kaygan olarak monte edildiği için montaj çok kolay ve hızlı olur.
- Setskur vidaları sıkıldığında elemanı mile sabitlediği için mili aşındırmaz ve kamaya yük gelmediği için kamayı kesmez.
- Montajda çekiç kullanılmadığı için eleman yıpranmaz.
- Söküm için setskurları çıkarıp demontaj yerine takıp sıktığımızda eleman milden ayrılır. Boşa çıkan elemanı elle çıkarıp alavildiğimiz için demontaj çok kolaydır.

**Advantages**

- The assemblage is easy and fast since it is mounted on the shaft by hand.
- When the set screws are tightened, they do not wear the shaft because they fix the element to the shaft, and they do not cut the key because there is no load on the key.
- Since no hammer is used in assembly, the element does not wear out.
- When we remove the setscrews for disassembly, install them in the disassembly location and tighten them, the element is separated from the shaft. Disassembly is easy as we remove and take the components by hand.

## Standart AC Motor Tip-Güç-Tork ve Mil Çapları Tablosu
*Type-Power-Torque and Shaft Diameter Table for Standard AC Motors*

| MOTOR GÜCÜ *MOTOR POWER* KW | MOTOR TİPİ *MOTOR TYPE* | DEVİR SAYISI RPM | TORK *TORQUE* Nm | MİL ÇAPI *SHAFT Ø* D |
|---|---|---|---|---|
| **0,06** | 56 M | 1500 | 0,38 | 9 |
| **0,09** | 71 M | 750 | 1,15 | 14 |
| | 56 M | 1500 | 0,57 | 9 |
| | 56 M | 3000 | 0,29 | 9 |
| **0,12** | 71 M | 750 | 1,53 | 14 |
| | 63 M | 1500 | 0,76 | 11 |
| | 56 M | 3000 | 0,38 | 9 |
| **0,18** | 80 M | 750 | 2,29 | 19 |
| | 63 M | 1500 | 1,15 | 11 |
| | 63 M | 3000 | 0,57 | 11 |
| **0,25** | 80 M | 750 | 3,18 | 19 |
| | 71 M | 1000 | 2,39 | 14 |
| | 71 M | 1500 | 1,59 | 14 |
| | 63 M | 3000 | 0,80 | 11 |
| **0,37** | 90 S | 750 | 4,71 | 24 |
| | 80 M | 1000 | 3,53 | 19 |
| | 71 M | 1500 | 2,36 | 14 |
| | 71 M | 3000 | 1,18 | 14 |
| **0,55** | 90 L | 750 | 7,00 | 24 |
| | 80 M | 1000 | 5,25 | 19 |
| | 80 M | 1500 | 3,50 | 19 |
| | 71 M | 3000 | 1,75 | 14 |
| **0,75** | 100 L | 750 | 9,55 | 28 |
| | 90 S | 1000 | 7,16 | 24 |
| | 80 M | 1500 | 4,77 | 19 |
| | 80 M | 3000 | 2,39 | 19 |
| **1,1** | 100 L | 750 | 14,01 | 28 |
| | 90 L | 1000 | 10,50 | 24 |
| | 90 S | 1500 | 7,00 | 24 |
| | 80 M | 3000 | 3,50 | 19 |
| **1,5** | 112 M | 750 | 19,10 | 28 |
| | 100 L | 1000 | 14,32 | 28 |
| | 90 L | 1500 | 9,55 | 24 |
| | 90 S | 3000 | 4,77 | 24 |

| MOTOR GÜCÜ *MOTOR POWER* KW | MOTOR TİPİ *MOTOR TYPE* | DEVİR SAYISI *RPM* | TORK *TORQUE* Nm | MİL ÇAPI *SHAFT Ø* D |
|---|---|---|---|---|
| **2,2** | 132 S | 750 | 28,01 | 38 |
| | 112 M | 1000 | 21,01 | 28 |
| | 100 L | 1500 | 14,01 | 28 |
| | 90 L | 3000 | 7,00 | 24 |
| **3** | 132 M | 750 | 38,20 | 38 |
| | 132 S | 1000 | 28,65 | 38 |
| | 100 H | 1500 | 19,10 | 28 |
| | 100 L | 3000 | 9,55 | 28 |
| **4** | 160 M | 750 | 50,93 | 42 |
| | 132 M | 1000 | 38,20 | 38 |
| | 112 M | 1500 | 25,46 | 28 |
| | 112 M | 3000 | 12,73 | 28 |
| **5,5** | 160 M | 750 | 70,03 | 42 |
| | 132 H | 1000 | 52,52 | 38 |
| | 132 S | 1500 | 35,01 | 38 |
| | 132 S | 3000 | 17,51 | 38 |
| **5,5** | 160 M | 750 | 95,49 | 42 |
| | 132 H | 1000 | 71,62 | 42 |
| | 132 S | 1500 | 47,75 | 38 |
| | 132 S | 3000 | 23,87 | 38 |
| **7,5** | 160 L | 750 | 140,06 | 48 |
| | 160 M | 1000 | 105,04 | 42 |
| | 132 M | 1500 | 70,03 | 42 |
| | 132 S | 3000 | 35,01 | 42 |
| **11** | 180 L | 750 | 190,99 | 55 |
| | 160 L | 1000 | 143,24 | 48 |
| | 160 M | 1500 | 95,49 | 42 |
| | 160 M | 3000 | 47,75 | 42 |
| **15** | 200 L | 750 | 190,99 | 55 |
| | 180 L | 1000 | 143,24 | 48 |
| | 160 L | 1500 | 95,49 | 42 |
| | 160 M | 3000 | 47,75 | 42 |

## Standart AC Motor Tip-Güç-Tork ve Mil Çapları Tablosu
*Type-Power-Torque and Shaft Diameter Table for Standard AC Motors*

| MOTOR GÜCÜ *MOTOR POWER* KW | MOTOR TİPİ *MOTOR TYPE* | DEVİR SAYISI *RPM* | TORK *TORQUE* Nm | MİL ÇAPI *SHAFTØ* D |
|---|---|---|---|---|
| | 160 M | 750 | 235,55 | 60 |
| **18,5** | 132 H | 1000 | 176,66 | 55 |
| | 132 S | 1500 | 117,77 | 48 |
| | 132 S | 3000 | 58,89 | 42 |
| **22** | 160 L | 750 | 210,08 | 55 |
| | 160 M | 1000 | 140,06 | 48 |
| | 132 M | 1500 | 70,03 | 48 |
| **30** | 132 S | 3000 | 381,97 | 65 |
| | 180 L | 750 | 190,99 | 55 |
| | 160 L | 1000 | 95,49 | 55 |
| **37** | 160 M | 1500 | 471,10 | 75 |
| | 160 M | 3000 | 353,32 | 65 |
| | 200 L | 750 | 117,77 | 55 |
| **45** | 180 L | 1000 | 572,96 | 75 |
| | 160 L | 1500 | 429,72 | 75 |
| | 315 S | 750 | 700,28 | 85 |
| **55** | 280 M | 1000 | 525,21 | 75 |
| | 250 M | 1500 | 350,14 | 65 |
| | 250 M | 3000 | 175,07 | 60 |
| | 315 M | 750 | 954,93 | 85 |
| **75** | 315 S | 1000 | 716,20 | 85 |
| | 250 M | 1500 | 477,46 | 65 |
| | 280 S | 3000 | 238,73 | 65 |
| | 315 M | 750 | 1145,92 | 85 |
| **90** | 315 M | 1000 | 859,44 | 85 |
| | 280 M | 1500 | 572,96 | 75 |
| | 280 M | 3000 | 286,48 | 65 |
| | 315 L | 750 | 1400,56 | 85 |
| **110** | 315 M | 1000 | 1050,42 | 85 |
| | 315 S | 1500 | 700,28 | 85 |
| | 315 S | 3000 | 350,14 | 65 |

| MOTOR GÜCÜ *MOTOR POWER* KW | MOTOR TİPİ *MOTOR TYPE* | DEVİR SAYISI *RPM* | TORK TORQUE Nm | MİL ÇAPI SHAFT Ø D |
|---|---|---|---|---|
| | 315 L / 355 M | 750 | 1680,68 | 85/100 |
| **132** | 315 L | 1000 | 1260,51 | 85 |
| | 315 M | 1500 | 840,34 | 85 |
| | 315 M | 3000 | 420,17 | 65 |
| | 355 M | 750 | 2037,18 | 100 |
| **160** | 315 L / 355 M | 1000 | 1527,89 | 85/100 |
| | 315 M | 1500 | 1018,59 | 85 |
| | 315 M | 3000 | 509,30 | 65 |
| | 315 L | 1500 | 1177,75 | 85 |
| **185** | 315 L | 3000 | 588,87 | 65 |
| | 355 M | 750 | 2546,48 | 100 |
| **200** | 355 M | 1000 | 1909,86 | 100 |
| | 315 L | 1500 | 1273,24 | 85 |
| | 315 L | 3000 | 636,62 | 65 |
| | 355 L | 750 | 3183,10 | 100 |
| **250** | 355 M | 1000 | 2387,32 | 100 |
| | 355 M | 1500 | 1591,55 | 100 |
| | 315 L | 3000 | 795,77 | 65 |
| | 400 L | 750 | 4010,70 | 100 |
| **315** | 355 L | 1000 | 3008,03 | 100 |
| | 355 M | 1500 | 2005,35 | 100 |
| | 355 M | 3000 | 1002,68 | 80 |
| | 400 L | 750 | 4520,00 | 100 |
| **355** | 400 L | 1000 | 3390,00 | 100 |
| | 355 M | 1500 | 2260,00 | 100 |
| | 355 M | 3000 | 1130,00 | 80 |
| | 400 L | 750 | 5092,96 | 100 |
| **400** | 400 L | 1000 | 3819,72 | 100 |
| | 355 L | 1500 | 2546,48 | 100 |
| | 355 L | 3000 | 1273,24 | 80 |

## Standart Kamalar için Delik ve Mil Kama Ölçüleri Tablosu
*Bore and Shaft Keyway Table for Standard Keys*

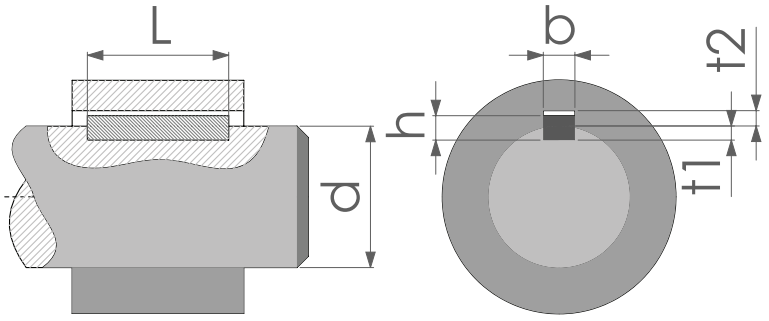


| d<br>min. – max. | b x h | t1 | t2 | TOLERANS<br>*TOLERANCE*<br>t1 / t2 | KAMA BOYU<br>*KEYWAY LENGTH*<br>min. - max. |
|---|---|---|---|---|---|
| 8-10 | 3x3 | 1,8 | 1,4 | | 6-10 |
| 11-12 | 4x4 | 2,5 | 1,8 | +0,1 | 8-45 |
| 13-17 | 5x5 | 3 | 2,3 | | 10-56 |
| 18-22 | 6x6 | 3,5 | 2,8 | | 14-70 |
| 23-30 | 8x7 | 4 | 3,3 | | 18-90 |
| 31-38 | 10x8 | 5 | 3,3 | | 20-110 |
| 39-44 | 12x8 | 5 | 3,3 | | 28-140 |
| 45-50 | 14x9 | 5,5 | 3,8 | | 36-160 |
| 51-58 | 16x10 | 6 | 4,3 | | 45-180 |
| 59-65 | 18x11 | 7 | 4,4 | +0,2 | 50-200 |
| 66-75 | 20x12 | 7,5 | 4,9 | | 56-200 |
| 79-85 | 22x14 | 9 | 5,4 | | 63-250 |
| 86-95 | 25x14 | 9 | 5,4 | | 70-280 |
| 96-110 | 28x16 | 10 | 6,4 | | 80-320 |
| 111-130 | 32x18 | 11 | 7,4 | | 90-360 |
| 131-150 | 36x20 | 12 | 8,4 | +0,3 | 100-400 |
| 151-170 | 40x22 | 13 | 9,4 | | 110-400 |

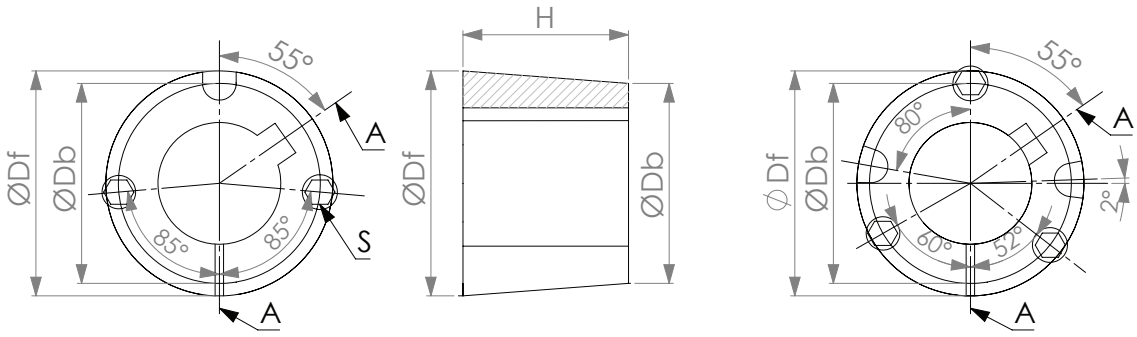


1008 - 3030 A-A 3525 - 5050

## 1008-5050

**MALZEME : GG25 PİK DÖKÜM**
*MATERIAL : GG25 GREY CAST IRON*

Tüm ölçüler [mm] cinsindendir – All dimensionsin [mm].

| KOD *CODE* | DELİK ÇAPLARI *BORE DIAMETERS* | TORK *TORQUE* Nm | VİDA *SCREWS* | ADET *PCS.* | Df | H | Db | S |
|---|---|---|---|---|---|---|---|---|
| 1008 | 9 10 11 12 14 16 18 19 20 22 24 25 | 136 | 1/4" x 1/2" | 2 | 35,2 | 22,2 | 33,7 | 6,35 x 12,7 |
| 1108 | 9 10 11 12 14 16 18 19 20 22 24 25 28 | 147 | 1/4" x 1/2" | 2 | 38,4 | 22,2 | 36,9 | 6,35 x 12,7 |
| 1210 | 12 14 16 18 19 20 22 24 25 28 30 32* | 407 | 3/8" x 5/8" | 2 | 47,6 | 25,4 | 44,5 | 9,525 x 15,875 |
| 1610 | 14 16 18 19 20 22 24 25 28 30 32 35 38 40 42* | 486 | 3/8" x 5/8" | 2 | 57,2 | 25,4 | 54 | 9,525 x 15,875 |
| 1615 | 14 16 18 19 20 22 24 25 28 30 32 35 38 40 42* | 486 | 3/8" x 5/8" | 2 | 57,2 | 38,1 | 54 | 9,525 x 15,875 |
| 2012 | 18 19 20 22 24 25 28 30 32 35 38 40 42 45 48 50 | 808 | 7/16" x 7/8" | 2 | 69,9 | 31,8 | 66,7 | 11,113 x 22,225 |
| 2517 | 20 22 24 25 28 30 32 35 38 40 42 45 48 50 55 60 65* | 1310 | 1/2" x 1" | 2 | 85,7 | 44,5 | 82,6 | 12,7 x 25,4 |
| 3020 | 25 28 30 32 35 38 40 42 45 48 50 55 60 65 70 75 | 2710 | 5/8" x 1 1/4" | 2 | 108 | 50,8 | 101,6 | 15,875 x 31,75 |
| 3030 | 25 28 30 32 35 38 40 42 45 48 50 55 60 65 70 75 | 2710 | 5/8" x 1 1/2" | 2 | 108 | 76,2 | 101,6 | 15,875 x 8,1 |
| 3525 | 35 38 40 42 45 48 50 55 60 65 70 75 80 85 90 | 3800 | 1/2" x 1 1/2" | 3 | 127 | 63,5 | 123 | 12,7 x 38,1 |
| 3535 | 35 38 40 42 45 48 50 55 60 65 70 75 80 85 90 | 5060 | 1/2" x 1 1/2" | 3 | 127 | 89 | 123 | 12,7 x 38,1 |
| 4040 | 40 42 45 48 50 55 60 65 70 75 80 85 90 95 100 | 8740 | 5/8" x 1 3/4" | 3 | 146 | 102 | 141 | 15,875 x 44,45 |
| 4545 | 45 48 50 55 60 65 70 75 80 85 90 95 100 110 | 12400 | 3/4" x 2" | 3 | 161 | 114 | 156 | 19,05 x 50,8 |
| 5050 | 50 55 60 65 70 75 80 85 90 95 100 110 115 120 125 | 14200 | 7/8" x 2 1/4" | 3 | 175 | 127 | 171 | 22,255 x 57,15 |

*** Özel kama gerektirir / needs special keyway.**

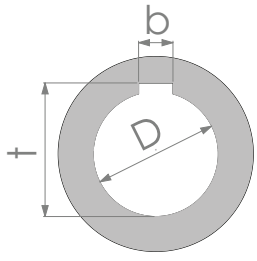


| D | b | t |
|---|---|---|
| 28* | 8 | D + 1,3 |
| 35* | 10 | D + 1,3 |
| 40*/42* | 12 | D + 1,3 |
| 50* | 14 | D + 2,8 |
| 65* | 18 | D + 2,8 |
| 90* | 25 | D + 3,4 |
| 100* | 28 | D + 5,4 |

## BF / SM CİVATA BAĞLANTILI BURÇ FLANŞLARI
*BF / SM BOLT-ON HUBS FOR TAPER BUSHES*

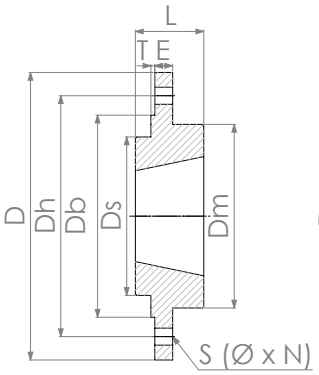


**BF TİP**
**BF** *TYPE*

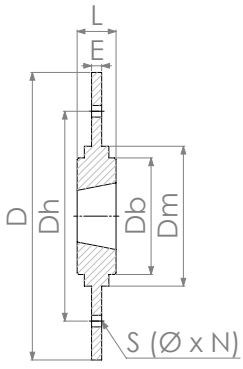


**SM TİP**
**SM** *TYPE*

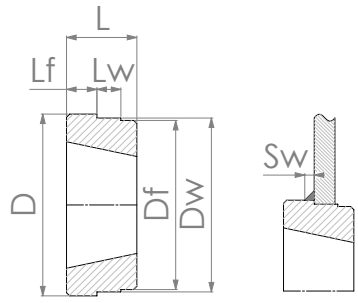


**W TİP**
**W** *TYPE*

### BF / SM

| MALZEME *MATERIAL* | TİP *TYPE* | KOD *CODE* | BURÇ *BUSH* | D | Dm | Dh | Db | Ds | E | T | R | L | S |
|---|---|---|---|---|---|---|---|---|---|---|---|---|---|
| C 45 | BF | BF-12 | 1210 | 120 | 80 | 100 | 80 $_{-0,05}^{0}$ | 74 | 6,5 | 2,5 | 10 | 25 | Ø6,6 X 6 |
| | | BF-16 | 1610 | 130 | 90 | 110 | 90 $_{-0,05}^{0}$ | 84 | 6,5 | 2,5 | 10 | 25 | Ø6,6 X 6 |
| | | BF-20 | 2012 | 145 | 100 | 125 | 100 $_{-0,05}^{0}$ | 99 | 8,5 | 2,5 | 13 | 32 | Ø8,5 X 6 |
| | | BF-25 | 2517 | 185 | 119 | 155 | 130 $_{-0,05}^{0}$ | 120 | 11,5 | 2,5 | 20 | 44 | Ø11 X 6 |
| | | BF-30 | 3020 | 220 | 147 | 190 | 165 $_{-0,05}^{0}$ | 146 | 11,5 | 2,5 | 20 | 50 | Ø17 X 6 |
| GG 25* | SM | SM-12 | 1210 | 180 | 90 | 135 | 75 | - | 6,5 | - | - | 25 | Ø7,5 X 6 |
| | | SM-16 | 1615 | 200 | 110 | 150 | 85 | - | 7,5 | - | - | 38 | Ø7,5 X 6 |
| | | SM-20 | 2012 | 270 | 140 | 190 | 110 | - | 8,5 | - | - | 32 | Ø9,5 X 6 |
| | | SM-25 | 2517 | 340 | 170 | 240 | 125 | - | 9,5 | - | - | 45 | Ø11 X 8 |
| | | SM-30-1 | 3020 | 430 | 220 | 300 | 160 | - | 13,5 | - | - | 51 | Ø17 X 8 |
| | | SM-30-2 | 3020 | 485 | 250 | 340 | 160 | - | 13,5 | - | - | 51 | Ø17 X 8 |

* GG 25 : Pik Döküm / *Gray Cast Iron*

## W KAYNAK BAĞLANTILI BURÇ FLANŞLARI
*W WELD-ON HUBS FOR TAPER BUSHES*

### W

**KM : KAMALI** / *WITH KEYWAY*
**PM : KAMASIZ** / *WITHOUT KEYWAY*

| MALZEME *MATERIAL* | KOD *CODE* | BURÇ *BUSH* | D | Dw | Df | L | Lw | Lf | Sw |
|---|---|---|---|---|---|---|---|---|---|
| C 45 | W-12 | 1210 | 70 | 65 | 64,5 $_{-0,05}^{0}$ | 25 | 10 | 9 | 4 |
| | W-16 | 1610 | 80 | 75 | 74,5 $_{-0,05}^{0}$ | 25 | 10 | 9 | 4 |
| | W-20 | 2012 | 95 | 90 | 89,5 $_{-0,05}^{0}$ | 32 | 12 | 12 | 5 |
| | W-25 | 2517 | 115 | 110 | 109,5 $_{-0,05}^{0}$ | 44 | 15 | 19 | 5 |
| | W-30 | 3020 | 145 | 140 | 139,5 $_{-0,05}^{0}$ | 50 | 15 | 20 | 6 |
| | W-35 | 3535 | 190 | 180 | 179,5 $_{-0,05}^{0}$ | 89 | 25 | 25 | 6 |
| | W-40 | 4040 | 200 | 190 | 189,5 $_{-0,05}^{0}$ | 101 | 30 | 32 | 8 |
| | W-45 | 4545 | 210 | 200 | 199,5 $_{-0,05}^{0}$ | 114 | 30 | 40 | 8 |
| | W-50 | 5050 | 230 | 220 | 219,5 $_{-0,05}^{0}$ | 127 | 35 | 40 | 10 |

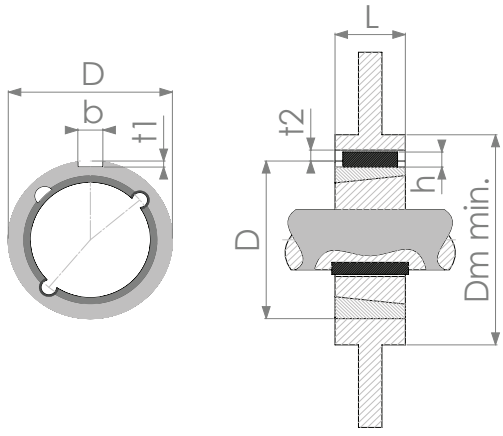


**BA TİP**
*BA TYPE*

## BA

**KM : KAMALI** / *WITH KEYWAY*
**PM : KAMASIZ** / *WITHOUT KEYWAY*

| MALZEME *MATERIAL* | TİP *TYPE* | KODE *CODE* | BURÇ *BUSH* | D | Dm | Dm min. | | t1 X t2 | b X h |
|---|---|---|---|---|---|---|---|---|---|
| | | | | | | ÇELİK *STEL* | DÖKÜM *CAST IRON* | | |
| C 45 | KM KAMALI *WITH KEYWAY SM* | BA-10-KM | 1008 | 45 | 22 | 60 | 75 | 2,5 X 2,8 | 5 X 5 |
| | | BA-12-KM | 1210 | 60 | 25 | 85 | 105 | 3 X 3,3 | 6 X 6 |
| | | BA-16-KM | 1610 | 70 | 25 | 95 | 115 | 4 X 4,3 | 10 X 8 |
| | | BA-20-KM | 2012 | 92 | 32 | 120 | 140 | 4 X 4,3 | 12 X 8 |
| | | BA-25-KM | 2517 | 105 | 45 | 130 | 150 | 4 X 4,3 | 16 X 10 |
| | | BA-30-KM | 3020 | 130 | 52 | 160 | 190 | 5 X 7,4 | 20 X 12 |
| | | BA-35-KM | 3535 | 160 | 89 | 200 | 240 | 5 X 7,4 | 22 X 12 |
| | | BA-40-KM | 4040 | 185 | 102 | 240 | 290 | 5 X 7,4 | 24 X 12 |
| | PM KAMASIZ *W/O KEYWAY* | BA-10-PM | 1008 | 45 | 22 | 60 | 75 | - | - |
| | | BA-12-PM | 1210 | 60 | 25 | 85 | 105 | - | - |
| | | BA-16-PM | 1610 | 70 | 25 | 95 | 115 | - | - |
| | | BA-20-PM | 2012 | 92 | 32 | 120 | 140 | - | - |
| | | BA-25-PM | 2517 | 105 | 45 | 130 | 150 | - | - |
| | | BA-30-PM | 3020 | 130 | 52 | 160 | 190 | - | - |
| | | BA-35-PM | 3535 | 160 | 89 | 200 | 240 | - | - |
| | | BA-40-PM | 4040 | 185 | 102 | 240 | 290 | - | - |

# KİLİTLİ BURÇLAR

## *CAPT-LOCKS*



GÜLÖZ

# KİLİTLİ BURÇLAR
## *CAPT-LOCKS*

- **E (KB-150) TİP KİLİTLİ BURÇLAR**
  *E (KB-150) TYPE CAPT-LOCKS*
- **MLA (KB-130) TİP KİLİTLİ BURÇLAR**
  *MLA (KB-130) TYPE CAPT-LOCKS*
- **MLB (KB-131) TİP KİLİTLİ BURÇLAR**
  *MLB (KB-131) TYPE CAPT-LOCKS*
- **T (KB-100) TİP KİLİTLİ BURÇLAR**
  *T (KB-100) TYPE CAPT-LOCKS*
- **B (KB-200) TİP KİLİTLİ BURÇLAR**
  *B (KB-200) TYPE CAPT-LOCKS*
- **FA (KB-300) TİP KİLİTLİ BURÇLAR**
  *FA (KB-300) TYPE CAPT-LOCKS*
- **FB (KB-301) TİP KİLİTLİ BURÇLAR**
  *FB (KB-301) TYPE CAPT-LOCKS*
- **DE (KB-401) TİP KİLİTLİ BURÇLAR**
  *DE (KB-401) TYPE CAPT-LOCKS*
- **SK (KB-700) TİP KİLİTLİ BURÇLAR**
  *SK (KB-700) TYPE CAPT-LOCKS*

# KİLİTLİ BURÇLAR İÇİN TEKNİK BİLGİLER
## *TECHNICAL INFORMATIONS FOR CAPT-LOCKS*

### ÖZELLİKLERİ:

Çok yüksek torklarla sıkma yapabildiği için kamaya ihtiyaç duyulmadan mil ile aktarma elemanını birleştiren bir ara elemandır.

Pratik sıkma ve sökme sağlandığı için çektirme kullanmaya ihtiyaç duyulmamaktadır.

Kilitli burçlar; kullanım yerine, aktarma elemanının genişliğin ve milin çapına göre tip ve ebatlarda değişiklilk göstermektedir.

### SPECIFICATIONS:

Capt lock is the connector between the shaft and pulleys or sprockets. Due to huge amount of pressing torque values, they do not need keyways.

They can be mounted and disassembled easily. Therefore, they do not need puller while disassembling.

Capt lock can be classified according to their usage area, pulley or sprocket width and shaft diameter.

### Kilitli Burç Seçimi

**Eşdeğer Tork**
Konik kilit sistemleri mildeki torku göbeğe aktarırken aynı zamanda eksenel kuvvetleri de taşımaktadır. Mildeki torkun ve eksenel kuvvetlerin birlikte oluşturduğu eşdeğer tork - $T_e$ [Nm] değerinin her zaman katalogdaki aktarılan tork limitinden - $T_a$ [Nm] düşük olması gerekmektedir.

### Capt-Locks Selection

**Equivalent Torque – $T_e$ [Nm]**
Capt-lock systems transmit the torque on the shaft to the hub while also carrying the axial forces. The equivalent torque - $T_e$ [Nm] value created by the torque on the shaft and axial forces must always be lower than the transmitted torque limit - $T_a$[Nm] in the catalogue

$$Te = \sqrt{Ts^2 + (Fn + \frac{d}{2})^2} \leq Ta$$

$Te$ = Eşdeğer tork [Nm]/*Equivalent torque [Nm]*
$Ts$ = Mildeki maksimum tork [Nm]/*Peak torque on shaft [Nm]*
$Fn$ = Göbekteki eksenel yük [N]/*Axial force on hub [kN]*
$d$ = Mil çapı [mm]/*Shaft dia. [mm]*
$Ta$ = Aktarılan tork limiti [Nm]/*Transmitted torque limit [Nm]*

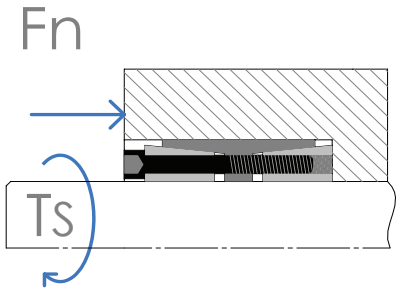


### Eşdeğer Eksenel Kuvvet

Eşdeğer tork yerine eşdeğer eksenel kuvvet $F_e$ [N]hesaplanarak da konik kilit seçimi yapmak mümkündür. Hesaplanan eşdeğer eksenel kuvvetin her zaman katalogdaki aktarılan kuvvet limitinden- $F_{ax}$ [N] düşük olması gerekmektedir.

### Equivalent Axial Force – $F_e$ [N]

It is also possible to select the capt-lock by calculating the equivalent axial force $F_e$ [N] instead of the equivalent torque. The calculated equivalent axial force must always be lower than the transmitted force limit - $F_{ax}$ [N] in the catalogue.

$$Fe = \frac{2\,Te}{d} \leq Fax$$

$Fe$ = Eşdeğer eksenel kuvvet [kN]/*Equivalent axial force [kN]*
$Fax$ = Aktarılan kuvvet limiti [kN]/*Tranmitted force limit [kN]*

# KİLİTLİ BURÇLAR İÇİN TEKNİK BİLGİLER
## *TECHNICAL INFORMATIONS FOR CAPT-LOCKS*

**Göbek Dış Çap Hesabı**

Konik kilit sisteminin göbeğe uyguladığı basınç sebebiyle göbek malzemesinde akma meydana gelmemesi için minimum göbek dış çapının hesaplanması gerekmektedir. Bu mukavemet hesabı seçilen konik kilidin dış çapı (D), konik kilidin göbeğe uyguladığı basınç ($P_h$), göbek malzemesinin akma mukavemeti ($\sigma_y$) ve montaj şekline göre değişen katsayıya (C) bağlıdır.

**Calculation of Hub Outer Dia.– Dh**

To prevent yielding in the hub material due to the pressure applied by the capt-lock system to the hub, the minimum hub outer diameter must be calculated. This strength calculation depends on the outer diameter of the selected capt-lock (D), the pressure applied by the capt-lock to the hub ($P_h$), the yield strength of the hub material ($\sigma_y$), and the coefficient (C) that varies according to the mounting condition

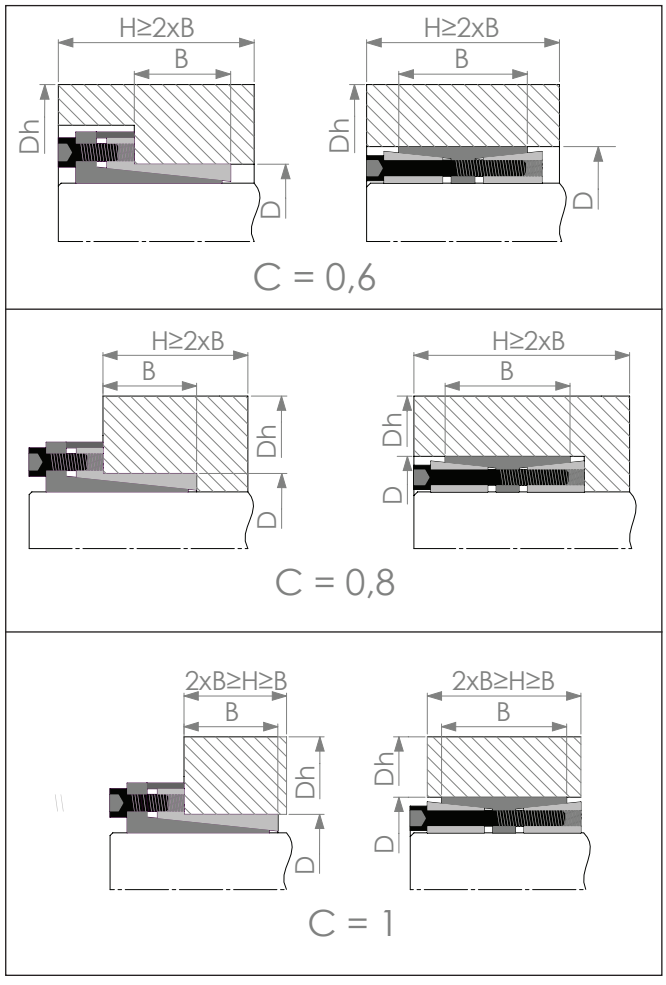


$$Dh \geq D \sqrt{\frac{\sigma_y + P_h\, C}{\sigma_y - P_h\, C}}$$

$Dh$ = Minimum göbek dış çapı [mm]/*Minimum Hub Outer Dia. [mm]*

$D$ = Kilitli burç dış çapı [mm]/*Capt-Lock Outer Dia. [mm]*

$\sigma_y$ = Göbek malzemesi akma mukavemeti $[N/mm^2]$/*Yield strength of hub material* $[N/mm^2]$

$P_h$ = Göbeğe gelen basınç $[N/mm^2]$/*Pressure to the hub* $[N/mm^2]$

$C$ = Montaj şekil katsayısı/*Mounting condition coefficient*

# Cıvata Sıkma Tork ve Gerilme Yükleri
*Screw Tightening Torques and Preloads*

| METRİK *METRIC* | HATVE *PITCH* [mm] | ALLEN [mm] | BÖĞÜR ÇAPI *PITCH DIAMETER* Dp [mm] | GERİLME KESİT ALANI *RESISTANCE SECTION* $A_s$ [mm²] | SÜRTÜNME KATSAYISI *FRICTION COEFFICIENT* μ | KALIN DİŞ / *COARSE THREAD* | | | | | |
|---|---|---|---|---|---|---|---|---|---|---|---|
| | | | | | | 8,8 KALİTE *QUALİTY* | | 10,9 KALİTE *QUALİTY* | | 12,9 KALİTE *QUALİTY* | |
| | | | | | | GERİLME YÜKÜ *PRELOAD* [N] | SIKMA TORKU *TIGHTENING TORQUE* [Nm] | GERİLME YÜKÜ *PRELOAD* [N] | SIKMA TORKU *TIGHTENING TORQUE* [Nm] | GERİLME YÜKÜ *PRELOAD* [N] | SIKMA TORKU *TIGHTENING TORQUE* [Nm] |
| | | | | | | $F_p$ [N] | $M_s$ [Nm] | $F_p$ [N] | $M_s$ [Nm] | $F_p$ [N] | $M_s$ [Nm] |
| M2 | 0,40 | 1,5 | 1,740 | 2,07 | 0,14 | 899,00 | 0,57 | 1.284,30 | 0,52 | 1.517,10 | 0,63 |
| M2,5 | 0,45 | 2 | 2,208 | 3,39 | 0,14 | 1.499,80 | 0,77 | 2.109,10 | 1,08 | 2.531,00 | 1,30 |
| M3 | 0,50 | 2,5 | 2,675 | 5,03 | 0,14 | 2.251,90 | 1,84 | 3.186,70 | 1,88 | 3.800,00 | 2,26 |
| M3,5 | 0,60 | - | 3,110 | 6,78 | 0,14 | 3.022,80 | 2,05 | 4.250,60 | 2,88 | 5.100,70 | 3,47 |
| M4 | 0,70 | 3 | 3,545 | 8,78 | 0,14 | 3.901,90 | 3,08 | 5.487,00 | 4,30 | 6.584,40 | 5,16 |
| M5 | 0,80 | 4 | 4,480 | 14,2 | 0,14 | 6.393,70 | 6,04 | 8.991,10 | 8,50 | 10.769,30 | 10,20 |
| M6 | 1,00 | 5 | 5,351 | 20,1 | 0,14 | 8.998,20 | 10,37 | 12.653,70 | 14,59 | 15.184,40 | 17,51 |
| M7 | 1,00 | - | 6,351 | 28,9 | 0,14 | 13.199,20 | 17,21 | 18.561,40 | 24,20 | 22.273,60 | 29,04 |
| M8 | 1,25 | 6 | 7,188 | 36,6 | 0,14 | 16.531,20 | 25,07 | 23.247,00 | 35,26 | 27.896,50 | 42,31 |
| M10 | 1,50 | 8 | 9,026 | 58 | 0,14 | 28.334,30 | 49,52 | 37.033,30 | 59,64 | 44.439,90 | 83,58 |
| M12 | 1,75 | 10 | 10,863 | 84,3 | 0,14 | 38.408,00 | 84,84 | 54.011,20 | 119,31 | 64.813,50 | 143,17 |
| M14 | 2,00 | 12 | 12,701 | 115 | 0,14 | 52.522,40 | 135,13 | 73.859,60 | 190,02 | 88.631,50 | 226,03 |
| M16 | 2,00 | 14 | 14,701 | 157 | 0,14 | 72.728,50 | 211,81 | 102.274,40 | 297,55 | 127.729,30 | 357,09 |
| M18 | 2,50 | 14 | 16,376 | 192 | 0,14 | 87.972,30 | 290,32 | 123.711,00 | 402,28 | 148.453,20 | 489,82 |
| M20 | 2,50 | 17 | 18,376 | 245 | 0,14 | 113.494,20 | 412,78 | 159.601,20 | 680,47 | 181.521,50 | 698,56 |
| M22 | 2,50 | 17 | 20,376 | 303 | 0,14 | 141.583,70 | 567,58 | 189.102,10 | 798,16 | 238.922,50 | 957,80 |
| M24 | 3,00 | 19 | 22,052 | 353 | 0,14 | 163.523,60 | 713,88 | 229.855,10 | 1.003,51 | 275.946,10 | 1.204,83 |
| M27 | 3,00 | 19 | 25,052 | 459 | 0,14 | 214.883,00 | 1.030,16 | 302.179,20 | 1.478,79 | 362.615,00 | 1.722,16 |
| M30 | 3,50 | 22 | 27,727 | 561 | 0,14 | 261.541,20 | 1.428,87 | 367.792,30 | 2.009,48 | 441.350,80 | 2.411,38 |
| M33 | 3,50 | 24 | 30,727 | 694 | 0,14 | 326.115,90 | 1.940,88 | 458.600,50 | 2.729,93 | 550.320,60 | 3.275,19 |
| M36 | 4,00 | 27 | 33,402 | 817 | 0,14 | 382.483,60 | 2.498,81 | 537.867,60 | 3.511,14 | 645.441,10 | 4.213,37 |
| M39 | 4,00 | - | 36,402 | 976 | 0,14 | 459.805,20 | 3.241,82 | 646.601,00 | 4.558,96 | 775.921,30 | 5.470,76 |
| M42 | 4,50 | 32 | 39,077 | 1120 | 0,14 | 525.878,00 | 4.010,93 | 739.516,00 | 5.840,37 | 887.419,20 | 6.788,44 |
| M45 | 4,50 | - | 42,077 | 1310 | 0,14 | 616.303,60 | 5.038,08 | 889.489,30 | 7.086,23 | 1.043.387,00 | 6.503,47 |
| M48 | 5,00 | 38 | 44,753 | 1470 | 0,14 | 691.725,80 | 6.038,23 | 972.739,40 | 8.468,45 | 1.157.287,00 | 10.188,14 |
| M52 | 5,00 | - | 48,753 | 1760 | 0,14 | 832.998,00 | 7.801,04 | 1.171.404,00 | 10.970,21 | 1.405.684,00 | 13.164,25 |
| M56 | 5,50 | 41 | 52,428 | 2030 | 0,14 | 859.368,80 | 9.848,80 | 1.349.110,00 | 13.588,83 | 1.618.931,00 | 18.262,36 |
| M60 | 5,50 | - | 56,428 | 2360 | 0,14 | 1.120.535,00 | 11.885,42 | 1.575.752,00 | 16.854,49 | 1.890.903,00 | 20.225,39 |
| M64 | 6,00 | 46 | 60,103 | 2680 | 0,14 | 1.270.800,00 | 14.470,27 | 1.766.781,00 | 20.348,82 | 2.144.137,00 | 24.322,36 |
| M68 | 6,00 | - | 64,103 | 3060 | 0,14 | 1.456.404,00 | 17.516,48 | 2.048.068,00 | 24.832,55 | 2.457.681,00 | 26.358,12 |

# E TİP KENDİNDEN MERKEZLEMESİZ KİLİTLİ BURÇ
## *E TYPE NOT SELF-CENTERING CAPT-LOCKS*

| Yüzey *Surface* | Yüzey Kalitesi *Surface Finish* | Toleranslar *Tolerances* |
|---|---|---|
| **Mil / Shaft** | 0,8um ≤ Ra ≤ 1,6um | H8 |
| **Göbek / Hub** | 0,8um ≤ Ra ≤ 1,6um | h8 |

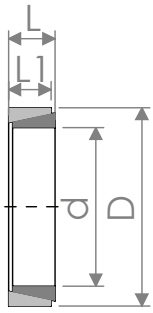


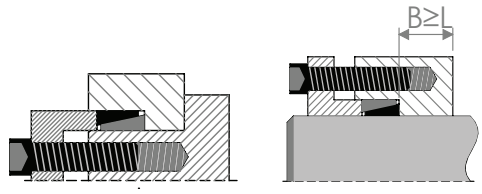


**E TİP**
*E TYPE*

## E TİP / *TYPE*
## KB 150

**E TİP KENDİNDEN MERKEZLEMESİZ KİLİTLİ BURÇ**
*E TYPE NOT SELF-CENTERING CAPT-LOCKS*

| KOD *CODE* | d | D | L | L1 | BAĞLANTI ELEMANLARI *CLAMPING SCREWS DIN EN* ISO 4762 - 12,9 | | | AKTARILAN KUVVET VE TORK *TRANSMITED TORQUE AND FORCE* | | YÜZEY BASINÇLARI *SURFACE PRESSURES* | |
|---|---|---|---|---|---|---|---|---|---|---|---|
| | | | | | ADET *QTY.* | M X h | $M_S$ [Nm] | $T_a$ [Nm] | $F_{ax}$ [kN] | $P_s$ [N/mm²] | $P_h$ [N/mm²] |
| E-06-09 | 6 | 9 | 4,5 | 3,7 | 2 | M2 | 0,63 | 3,89 | 1,30 | 177,17 | 118,11 |
| E-07-10 | 7 | 10 | 4,5 | 3,7 | 2 | M2 | 0,63 | 4,54 | 1,30 | 151,86 | 106,30 |
| E-08-11 | 8 | 11 | 4,5 | 3,7 | 2 | M2 | 0,63 | 5,19 | 1,30 | 132,88 | 96,64 |
| E-09-12 | 9 | 12 | 4,5 | 3,7 | 3 | M2 | 0,63 | 8,76 | 1,95 | 177,17 | 132,88 |
| E-10-13 | 10 | 13 | 4,5 | 3,7 | 3 | M2 | 0,63 | 9,73 | 1,95 | 159,46 | 122,66 |
| E-12-15 | 12 | 15 | 4,5 | 3,7 | 3 | M2 | 0,63 | 11,68 | 1,95 | 132,88 | 106,30 |
| E-13-16 | 13 | 16 | 4,5 | 3,7 | 3 | M2 | 0,63 | 12,65 | 1,95 | 122,66 | 99,66 |
| E-14-18 | 14 | 18 | 6,3 | 5,3 | 2 | M3 | 2,26 | 22,75 | 3,25 | 132,77 | 103,26 |
| E-15-19 | 15 | 19 | 6,3 | 5,3 | 2 | M3 | 2,26 | 24,37 | 3,25 | 123,91 | 97,83 |
| E-16-20 | 16 | 20 | 6,3 | 5,3 | 2 | M3 | 2,26 | 26,00 | 3,25 | 116,17 | 92,94 |
| E-17-21 | 17 | 21 | 6,3 | 5,3 | 2 | M3 | 2,26 | 27,62 | 3,25 | 109,34 | 88,51 |
| E-18-22 | 18 | 22 | 6,3 | 5,3 | 2 | M3 | 2,26 | 29,25 | 3,25 | 103,26 | 84,49 |
| E-19-24 | 19 | 24 | 6,3 | 5,3 | 2 | M3 | 2,26 | 30,87 | 3,25 | 97,83 | 77,45 |
| E-20-25 | 20 | 25 | 6,3 | 5,3 | 3 | M3 | 2,26 | 48,74 | 4,87 | 139,40 | 111,52 |
| E-22-26 | 22 | 26 | 6,3 | 5,3 | 3 | M3 | 2,26 | 53,62 | 4,87 | 126,73 | 107,23 |
| E-24-28 | 24 | 28 | 6,3 | 5,3 | 2 | M4 | 2,26 | 67,57 | 5,63 | 134,19 | 115,02 |
| E-25-30 | 25 | 30 | 6,3 | 5,3 | 2 | M4 | 5,16 | 70,38 | 5,63 | 128,83 | 107,36 |
| E-28-32 | 28 | 32 | 6,3 | 5,3 | 2 | M4 | 5,16 | 78,83 | 5,63 | 115,02 | 100,65 |
| E-30-35 | 30 | 35 | 6,3 | 5,3 | 2 | M4 | 5,16 | 84,46 | 5,63 | 107,36 | 92,02 |
| E-32-36 | 32 | 36 | 6,3 | 5,3 | 2 | M4 | 5,16 | 90,09 | 5,63 | 100,65 | 89,46 |
| E-35-40 | 35 | 40 | 7,0 | 6,0 | 3 | M4 | 5,16 | 147,81 | 8,45 | 121,93 | 106,68 |
| E-36-42 | 36 | 42 | 7,0 | 6,0 | 3 | M4 | 5,16 | 152,03 | 8,45 | 118,54 | 101,60 |
| E-38-44 | 38 | 44 | 7,0 | 6,0 | 2 | M5 | 10,2 | 174,98 | 9,21 | 122,45 | 105,75 |
| E-40-45 | 40 | 45 | 8,0 | 6,6 | 2 | M5 | 10,2 | 184,19 | 9,21 | 105,75 | 94,00 |
| E-42-48 | 42 | 48 | 8,0 | 6,6 | 3 | M5 | 10,2 | 290,10 | 13,81 | 151,07 | 132,19 |
| E-45-52 | 45 | 52 | 10,0 | 8,6 | 4 | M5 | 10,2 | 414,42 | 18,42 | 144,28 | 124,86 |
| E-48-55 | 48 | 55 | 10,0 | 8,6 | 4 | M5 | 10,2 | 442,05 | 18,42 | 135,26 | 118,05 |
| E-50-57 | 50 | 57 | 10,0 | 8,6 | 4 | M5 | 10,2 | 460,47 | 18,42 | 129,85 | 113,91 |
| E-55-62 | 55 | 62 | 10,0 | 8,6 | 4 | M5 | 10,2 | 506,52 | 18,42 | 118,05 | 104,72 |
| E-56-64 | 56 | 64 | 12,0 | 10,4 | 4 | M6 | 17,51 | 727,16 | 25,97 | 135,18 | 118,28 |
| E-60-68 | 60 | 68 | 12,0 | 10,4 | 4 | M6 | 17,51 | 779,10 | 25,97 | 126,17 | 111,32 |
| E-63-71 | 63 | 71 | 12,0 | 10,4 | 4 | M6 | 17,51 | 818,06 | 25,97 | 120,16 | 106,62 |
| E-65-73 | 65 | 73 | 12,0 | 10,4 | 4 | M8 | 42,31 | 844,03 | 25,97 | 116,46 | 103,70 |
| E-70-79 | 70 | 79 | 14,0 | 12,2 | 3 | M8 | 42,31 | 1252,43 | 35,78 | 127,03 | 112,55 |
| E-71-80 | 71 | 80 | 14,0 | 12,2 | 3 | M8 | 42,31 | 1270,33 | 35,78 | 125,24 | 111,15 |
| E-75-84 | 75 | 84 | 14,0 | 12,2 | 3 | M8 | 42,31 | 1341,89 | 35,78 | 118,56 | 105,85 |
| E-80-91 | 80 | 91 | 17,0 | 15,0 | 4 | M8 | 42,31 | 1908,47 | 47,71 | 120,53 | 105,96 |
| E-85-96 | 85 | 96 | 17,0 | 15,0 | 4 | M8 | 42,31 | 2027,75 | 47,71 | 113,44 | 100,44 |
| E-90-101 | 90 | 101 | 17,0 | 15,0 | 3 | M10 | 83,58 | 2565,21 | 57,00 | 128,01 | 114,07 |
| E-95-106 | 95 | 106 | 17,0 | 15,0 | 3 | M10 | 83,58 | 2707,72 | 57,00 | 121,27 | 108,69 |
| E-100-114 | 100 | 114 | 21,0 | 18,7 | 4 | M10 | 83,58 | 3800,31 | 76,01 | 123,22 | 108,08 |

| Yüzey *Surface* | Yüzey Kalitesi *Surface Finish* | Toleranslar *Tolerances* |
|---|---|---|
| **Mil / Shaft** | 0,8µm ≤ Ra ≤ 1,6µm | H8 |
| **Göbek / Hub** | 0,8µm ≤ Ra ≤ 1,6µm | h8 |

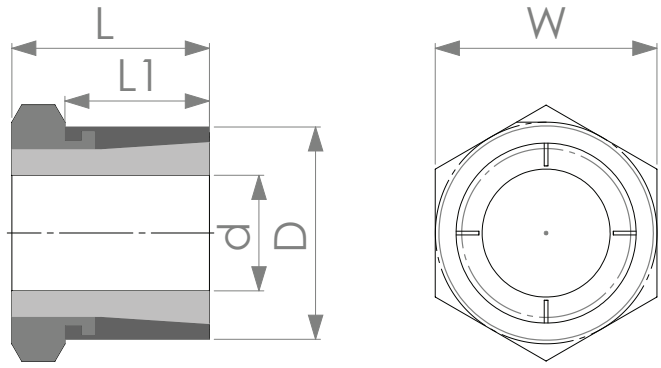


**MLA TİP**
*MLA TYPE*

## MLA TİP / *TYPE*
## KB 130

**MLB TİP KENDİNDEN MERKEZLEMELİ KİLİTLİ BURÇ**
*MLB TYPE SELF-CENTERING CAPT-LOCKS*

| KOD *CODE* | d | D | L | L1 | ALTIKÖŞE *HEXAGON NUT* | | | | AKTARILAN KUVVET VE TORK *TRANSMITED TORQUE AND FORCE* | | YÜZEY BASINÇLARI *SURFACE PRESSURES* | |
|---|---|---|---|---|---|---|---|---|---|---|---|---|
| | | | | | | | | | | | MİLE / *TO SHAFT* | GÖBEĞE / *TO HUB* |
| | | | | | W | M* | $F_P$ [N] | $M_S$ [Nm] | $T_a$ [Nm] | $F_{ax}$ [kN] | $P_s$ [N/mm²] | $P_h$ [N/mm²] |
| **MLA-05-14** | 5 | 14 | 19 | 15 | 14 | M8 X 1,0 | 22500,00 | 33,00 | 9,92 | 3,97 | 224,63 | 80,22 |
| **MLA-06-14** | 6 | 14 | 19 | 15 | 14 | M8 X 1,0 | 22500,00 | 33,00 | 11,91 | 3,97 | 187,19 | 80,22 |
| **MLA-08-16** | 8 | 16 | 22 | 17 | 17 | M12 X 1,25 | 30000,00 | 70,00 | 21,17 | 5,29 | 165,17 | 82,58 |
| **MLA-09-20** | 9 | 20 | 24 | 19 | 22 | M14 X 1,5 | 60000,00 | 140,00 | 47,63 | 10,59 | 262,72 | 118,23 |
| **MLA-10-20** | 10 | 20 | 24 | 19 | 22 | M14 X 1,5 | 60000,00 | 140,00 | 52,93 | 10,59 | 236,45 | 118,23 |
| **MLA-12-22** | 12 | 22 | 24 | 19 | 22 | M16 X 1,5 | 65000,00 | 180,00 | 68,81 | 11,47 | 213,46 | 116,43 |
| **MLA-14-26** | 14 | 26 | 28 | 22 | 27 | M20 X 1,5 | 85000,00 | 290,00 | 104,97 | 15,00 | 206,64 | 111,27 |
| **MLA-15-26** | 15 | 26 | 28 | 22 | 27 | M20 X 1,5 | 85000,00 | 290,00 | 112,47 | 15,00 | 192,86 | 111,27 |
| **MLA-16-26** | 16 | 26 | 28 | 22 | 27 | M20 X 1,5 | 85000,00 | 290,00 | 119,97 | 15,00 | 180,81 | 111,27 |
| **MLA-18-35** | 18 | 35 | 36 | 27 | 36 | M24 X 1,5 | 130000,00 | 550,00 | 206,42 | 22,94 | 200,29 | 103,00 |
| **MLA-19-35** | 19 | 35 | 36 | 27 | 36 | M24 X 1,5 | 130000,00 | 550,00 | 217,88 | 22,94 | 189,75 | 103,00 |
| **MLA-20-35** | 20 | 35 | 36 | 27 | 36 | M24 X 1,5 | 130000,00 | 550,00 | 229,35 | 22,94 | 180,26 | 103,00 |
| **MLA-22-42** | 22 | 42 | 41 | 30 | 46 | M30 X 2 | 150000,00 | 900,00 | 291,10 | 26,46 | 170,17 | 89,14 |
| **MLA-24-42** | 24 | 42 | 41 | 30 | 46 | M33 X 2 | 175000,00 | 1050,00 | 370,49 | 30,87 | 181,99 | 104,00 |
| **MLA-25-42** | 25 | 42 | 41 | 30 | 46 | M33 X 2 | 175000,00 | 1050,00 | 385,93 | 30,87 | 174,71 | 104,00 |
| **MLA-30-47** | 30 | 47 | 44 | 33 | 50 | M36 X 3 | 220000,00 | 1400,00 | 582,20 | 38,81 | 166,39 | 106,21 |
| **MLA-32-55** | 32 | 55 | 51 | 38 | 55 | M42 X 3 | 250000,00 | 1900,00 | 705,69 | 44,11 | 153,94 | 89,57 |
| **MLA-35-55** | 35 | 55 | 51 | 38 | 55 | M45 X 3 | 280000,00 | 2200,00 | 864,48 | 49,40 | 157,63 | 100,31 |
| **MLA-40-62** | 40 | 62 | 58 | 43 | 65 | M48 X 3 | 350000,00 | 3000,00 | 1234,97 | 61,75 | 152,36 | 98,30 |
| **MLA-45-65** | 45 | 65 | 63 | 48 | 65 | M52 X 3 | 400000,00 | 3700,00 | 1587,81 | 70,57 | 138,66 | 96,00 |
| **MLA-48-75** | 48 | 75 | 73 | 58 | 75 | M60 X 4 | 500000,00 | 5000,00 | 2117,08 | 88,21 | 134,48 | 86,06 |
| **MLA-50-75** | 50 | 75 | 73 | 58 | 75 | M60 X 3 | 500000,00 | 5000,00 | 2205,30 | 88,21 | 129,10 | 86,06 |

* Yargılı formda ince diş. Standart 12,9 ince dişten daha düşük gerilme yükü ve sıkma tork değerlerine sahiptir.

**Fine thread in slotted form. They have lower thread preload and tightening torque values from standard 12.9 fine thread.*

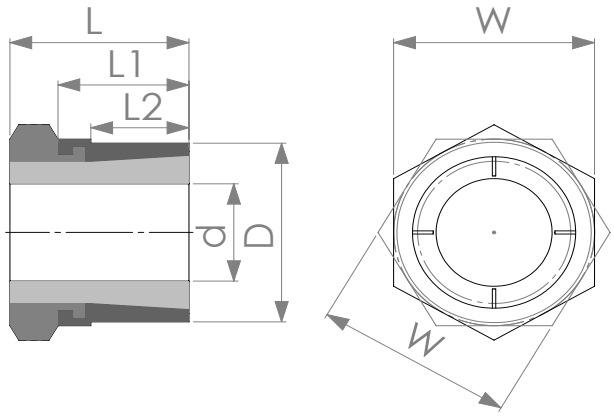


**MLB TİP**
*MLB TYPE*

| Yüzey *Surface* | Yüzey Kalitesi *Surface Finish* | Toleranslar *Tolerances* |
|---|---|---|
| **Mil / Shaft** | 0,8µm ≤ Ra ≤ 1,6µm | H8 |
| **Göbek / Hub** | 0,8µm ≤ Ra ≤ 1,6µm | h8 |

## MLB TİP / *TYPE*
## KB 131

**MLB TİP KENDİNDEN MERKEZLEMELİ KİLİTLİ BURÇ**
*MLB TYPE SELF-CENTERING CAPT-LOCKS*

| KOD *CODE* | d | D | L | L1 | L2 | ALTIKÖŞE *HEXAGON NUT* | | | | AKTARILAN KUVVET VE TORK *TRANSMITED TORQUE AND FORCE* | | YÜZEY BASINÇLARI *SURFACE PRESSURES* | |
|---|---|---|---|---|---|---|---|---|---|---|---|---|---|
| | | | | | | | | | | | | MİLE / *TO SHAFT* | GÖBEĞE / *TO HUB* |
| | | | | | | W | M* | $F_P$ [N] | $M_S$ [Nm] | $T_a$ [Nm] | $F_{ax}$ [kN] | $P_s$ [N/mm²] | $P_h$ [N/mm²] |
| **MLB-05-12** | 5 | 12 | 19 | 15 | 9 | 14 | M8 X 1,0 | 22500,00 | 33,00 | 9,92 | 3,97 | 224,63 | 93,60 |
| **MLB-06-12** | 6 | 12 | 19 | 15 | 9 | 14 | M8 X 1,0 | 22500,00 | 33,00 | 11,91 | 3,97 | 187,19 | 93,60 |
| **MLB-08-14** | 8 | 14 | 22 | 17 | 11 | 17 | M12 X 1,25 | 30000,00 | 70,00 | 21,17 | 5,29 | 165,17 | 94,38 |
| **MLB-10-18** | 10 | 18 | 24 | 19 | 12 | 22 | M14 X 1,5 | 60000,00 | 140,00 | 52,93 | 10,59 | 236,45 | 131,36 |
| **MLB-12-20** | 12 | 20 | 24 | 19 | 12 | 22 | M16 X 1,5 | 65000,00 | 180,00 | 68,81 | 11,47 | 213,46 | 128,08 |
| **MLB-14-24** | 14 | 24 | 28 | 22 | 15 | 27 | M20 X 1,5 | 85000,00 | 290,00 | 104,97 | 15,00 | 206,64 | 120,54 |
| **MLB-15-24** | 15 | 24 | 28 | 22 | 15 | 27 | M20 X 1,5 | 85000,00 | 290,00 | 112,47 | 15,00 | 192,86 | 120,54 |
| **MLB-16-24** | 16 | 24 | 28 | 22 | 15 | 27 | M20 X 1,5 | 85000,00 | 290,00 | 119,97 | 15,00 | 180,81 | 120,54 |
| **MLB-18-30** | 18 | 30 | 36 | 27 | 17 | 36 | M24 X 1,5 | 130000,00 | 550,00 | 206,42 | 22,94 | 200,29 | 120,17 |
| **MLB-19-30** | 19 | 30 | 36 | 27 | 17 | 36 | M24 X 1,5 | 130000,00 | 550,00 | 217,88 | 22,94 | 189,75 | 120,17 |
| **MLB-20-30** | 20 | 30 | 36 | 27 | 17 | 36 | M24 X 1,5 | 130000,00 | 550,00 | 229,35 | 22,94 | 180,26 | 120,17 |
| **MLB-22-38** | 22 | 38 | 41 | 30 | 20 | 46 | M30 X 2 | 150000,00 | 900,00 | 291,10 | 26,46 | 170,17 | 98,52 |
| **MLB-24-38** | 24 | 38 | 41 | 30 | 20 | 46 | M33 X 2 | 175000,00 | 1050,00 | 370,49 | 30,87 | 181,99 | 114,94 |
| **MLB-25-38** | 25 | 38 | 41 | 30 | 20 | 46 | M33 X 2 | 175000,00 | 1050,00 | 385,93 | 30,87 | 174,71 | 114,94 |
| **MLB-30-42** | 30 | 42 | 44 | 33 | 23 | 50 | M36 X 3 | 220000,00 | 1400,00 | 582,20 | 38,81 | 166,39 | 118,85 |
| **MLB-32-50** | 32 | 50 | 51 | 38 | 28 | 55 | M42 X 3 | 250000,00 | 1900,00 | 705,69 | 44,11 | 153,94 | 98,52 |
| **MLB-35-50** | 35 | 50 | 51 | 38 | 28 | 55 | M45 X 3 | 280000,00 | 2200,00 | 864,48 | 49,40 | 157,63 | 110,34 |

* Yargılı formda ince diş. Standart 12,9 ince dişten daha düşük gerilme yükü ve sıkma tork değerlerine sahiptir.

**Fine thread in slotted form. They have lower thread preload and tightening torque values from standard 12.9 fine thread.*

# T TİP KENDİNDEN MERKEZLEMELİ KİLİTLİ BURÇ
*T TYPE SELF-CENTERING CAPT-LOCKS*

| Yüzey *Surface* | Yüzey Kalitesi *Surface Finish* | Toleranslar *Tolerances* |
|---|---|---|
| **Mil / Shaft** | 0,8µm ≤ Ra ≤ 1,6µm | H8 |
| **Göbek / Hub** | 0,8µm ≤ Ra ≤ 1,6µm | h8 |

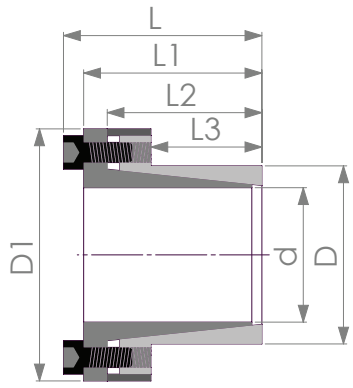


**T TİP**
*T TYPE*

## T TİP / *TYPE*
## KB 100



| KOD *CODE* | d | D | D1 | L | L1 | L2 | L3 | BAĞLANTI ELEMANLARI *CLAMPING SCREWS DIN EN* ISO 4762 - 12,9 | | | | | AKTARILAN KUVVET VE TORK *TRANSMITED TORQUE AND FORCE* | | YÜZEY BASINÇLARI *SURFACE PRESSURES* | |
|---|---|---|---|---|---|---|---|---|---|---|---|---|---|---|---|---|
| | | | | | | | | SIKMA *TIGHTENING* | | | SÖKME *LOOSENING* | | | | MİLE / *TO SHAFT* | GÖBEĞE / *TO HUB* |
| | | | | | | | | ADET *QTY* | M X h | $M_s$ [Nm] | ADET *QTY.* | M X h | $T_a$ [Nm] | $F_{ax}$ [kN] | $P_s$ [N/mm²] | $P_h$ [N/mm²] |
| **T-06-14** | 6 | 14 | 25 | 25 | 21 | 18 | 10 | 3 | M3 X 10 | 2,26 | 3 | M3 X 10 | 11,73 | 3,91 | 164,59 | 70,54 |
| **T-08-15** | 8 | 15 | 27 | 29 | 25 | 21 | 12 | 3 | M4 X 10 | 5,16 | 3 | M4 X 10 | 27,09 | 6,77 | 179,67 | 95,82 |
| **T-09-16** | 9 | 16 | 28 | 30 | 26 | 23 | 14 | 4 | M4 X 12 | 5,16 | 3 | M4 X 10 | 40,64 | 9,03 | 204,75 | 115,17 |
| **T-10-16** | 10 | 16 | 28 | 30 | 26 | 23 | 14 | 4 | M4 X 12 | 5,16 | 3 | M4 X 10 | 45,16 | 9,03 | 184,28 | 115,17 |
| **T-11-18** | 11 | 18 | 32 | 30 | 26 | 23 | 14 | 4 | M4 X 12 | 5,16 | 3 | M4 X 10 | 49,67 | 9,03 | 167,52 | 102,38 |
| **T-12-18** | 12 | 18 | 32 | 30 | 26 | 23 | 14 | 4 | M4 X 12 | 5,16 | 3 | M4 X 10 | 54,19 | 9,03 | 153,56 | 102,38 |
| **T-14-23** | 14 | 23 | 38 | 30 | 26 | 23 | 14 | 4 | M4 X 12 | 5,16 | 3 | M4 X 10 | 63,22 | 9,03 | 131,63 | 80,12 |
| **T-15-24** | 15 | 24 | 45 | 42 | 36 | 29 | 16 | 3 | M6 X 18 | 17,51 | 2 | M6 X 18 | 117,15 | 15,62 | 153,46 | 95,91 |
| **T-16-24** | 16 | 24 | 45 | 42 | 36 | 29 | 16 | 3 | M6 X 18 | 17,51 | 2 | M6 X 18 | 124,96 | 15,62 | 143,87 | 95,91 |
| **T-17-26** | 17 | 26 | 47 | 44 | 38 | 31 | 18 | 4 | M6 X 18 | 17,51 | 3 | M6 X 18 | 177,03 | 20,83 | 171,04 | 111,83 |
| **T-18-26** | 18 | 26 | 47 | 44 | 38 | 31 | 18 | 4 | M6 X 18 | 17,51 | 3 | M6 X 18 | 187,44 | 20,83 | 161,54 | 111,83 |
| **T-19-27** | 19 | 27 | 48 | 44 | 38 | 31 | 18 | 4 | M6 X 18 | 17,51 | 3 | M6 X 18 | 197,86 | 20,83 | 153,03 | 107,69 |
| **T-20-28** | 20 | 28 | 49 | 44 | 38 | 31 | 18 | 4 | M6 X 18 | 17,51 | 3 | M6 X 18 | 208,27 | 20,83 | 145,38 | 103,84 |
| **T-22-32** | 22 | 32 | 54 | 51 | 45 | 38 | 25 | 4 | M6 X 18 | 17,51 | 3 | M6 X 18 | 229,10 | 20,83 | 111,61 | 76,73 |
| **T-24-34** | 24 | 34 | 56 | 51 | 45 | 38 | 25 | 4 | M6 X 18 | 17,51 | 3 | M6 X 18 | 249,92 | 20,83 | 102,31 | 72,22 |
| **T-25-34** | 25 | 34 | 56 | 51 | 45 | 38 | 25 | 4 | M6 X 18 | 17,51 | 3 | M6 X 18 | 260,34 | 20,83 | 98,21 | 72,22 |
| **T-28-39** | 28 | 39 | 61 | 51 | 45 | 38 | 25 | 6 | M6 X 18 | 17,51 | 3 | M6 X 18 | 437,37 | 31,24 | 131,54 | 94,44 |
| **T-30-41** | 30 | 41 | 62 | 51 | 45 | 38 | 25 | 6 | M6 X 18 | 17,51 | 3 | M6 X 18 | 468,61 | 31,24 | 122,77 | 89,83 |
| **T-32-43** | 32 | 43 | 65 | 51 | 45 | 38 | 25 | 6 | M6 X 18 | 17,51 | 3 | M6 X 18 | 499,85 | 31,24 | 115,09 | 85,65 |
| **T-35-47** | 35 | 47 | 69 | 56 | 50 | 43 | 30 | 8 | M6 X 18 | 17,51 | 4 | M6 X 18 | 728,95 | 41,65 | 126,28 | 94,03 |
| **T-38-50** | 38 | 50 | 72 | 56 | 50 | 43 | 30 | 8 | M6 X 18 | 17,51 | 4 | M6 X 18 | 791,43 | 41,65 | 116,31 | 88,39 |

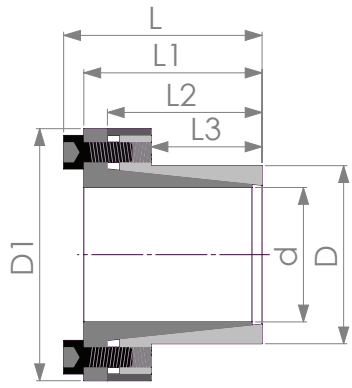


**T TİP**
*T TYPE*

## T TİP / *TYPE*
## KB 100

**T TİP KENDİNDEN MERKEZLEMELİ KİLİTLİ BURÇ**
*T TYPE SELF-CENTERING CAPT-LOCKS*

| KOD *CODE* | d | D | D1 | L | L1 | L2 | L3 | BAĞLANTI ELEMANLARI *CLAMPING SCREWS DIN EN* ISO 4762 - 12,9 | | | | | AKTARILAN KUVVET VE TORK *TRANSMITED TORQUE AND FORCE* | | YÜZEY BASINÇLARI *SURFACE PRESSURES* | |
|---|---|---|---|---|---|---|---|---|---|---|---|---|---|---|---|---|
| | | | | | | | | SIKMA *TIGHTENING* | | | SÖKME *LOOSENING* | | | | MİLE / *TO SHAFT* | GÖBEĞE / *TO HUB* |
| | | | | | | | | ADET *QTY* | M X h | $M_S$ [Nm] | ADET *QTY.* | M X h | $T_a$ [Nm] | $F_{ax}$ [kN] | $P_s$ [N/mm²] | $P_h$ [N/mm²] |
| T-40-53 | 40 | 53 | 75 | 58 | 52 | 45 | 32 | 8 | M6 X 18 | 17,51 | 4 | M6 X 18 | 833,08 | 41,65 | 106,24 | 80,18 |
| T-42-55 | 42 | 55 | 78 | 58 | 52 | 45 | 32 | 8 | M6 X 18 | 17,51 | 4 | M6 X 18 | 874,73 | 41,65 | 101,18 | 77,27 |
| T-45-59 | 45 | 59 | 85 | 73 | 65 | 57 | 40 | 8 | M8 X 22 | 42,31 | 4 | M8 X 22 | 1721,84 | 76,53 | 138,80 | 105,86 |
| T-48-62 | 48 | 62 | 87 | 78 | 70 | 62 | 45 | 8 | M8 X 22 | 42,31 | 4 | M8 X 22 | 1836,62 | 76,53 | 120,83 | 93,54 |
| T-50-65 | 50 | 65 | 92 | 78 | 70 | 62 | 45 | 10 | M8 X 22 | 42,31 | 5 | M8 X 22 | 2391,44 | 95,66 | 144,99 | 111,53 |
| T-55-71 | 55 | 71 | 98 | 83 | 75 | 67 | 50 | 10 | M8 X 22 | 42,31 | 5 | M8 X 22 | 2630,58 | 95,66 | 123,03 | 95,30 |
| T-60-77 | 60 | 77 | 104 | 83 | 75 | 67 | 50 | 10 | M8 X 22 | 42,31 | 5 | M8 X 22 | 2869,73 | 95,66 | 112,77 | 87,88 |
| T-65-84 | 65 | 84 | 111 | 83 | 75 | 67 | 50 | 10 | M8 X 22 | 42,31 | 5 | M8 X 22 | 3108,87 | 95,66 | 104,10 | 80,55 |
| T-70-90 | 70 | 90 | 119 | 101 | 91 | 80 | 60 | 9 | M10 X 25 | 83,58 | 4 | M10 X 25 | 4789,33 | 136,84 | 113,96 | 88,64 |
| T-75-95 | 75 | 95 | 126 | 101 | 91 | 80 | 60 | 10 | M10 X 25 | 83,58 | 4 | M10 X 25 | 5701,58 | 152,04 | 118,18 | 93,30 |
| T-80-100 | 80 | 100 | 131 | 106 | 96 | 85 | 65 | 12 | M10 X 25 | 83,58 | 5 | M10 X 25 | 7298,03 | 182,45 | 126,03 | 100,83 |
| T-85-106 | 85 | 106 | 137 | 106 | 96 | 85 | 65 | 12 | M10 X 25 | 83,58 | 5 | M10 X 25 | 7754,15 | 182,45 | 118,62 | 95,12 |
| T-90-112 | 90 | 112 | 143 | 106 | 96 | 85 | 65 | 14 | M10 X 25 | 83,58 | 6 | M10 X 25 | 9578,66 | 212,86 | 130,70 | 105,03 |
| T-95-120 | 95 | 120 | 153 | 106 | 96 | 85 | 65 | 14 | M10 X 25 | 83,58 | 6 | M10 X 25 | 10110,81 | 212,86 | 123,82 | 98,03 |
| T-100-125 | 100 | 125 | 162 | 114 | 102 | 89 | 65 | 12 | M12 X 30 | 143,17 | 5 | M12 X 30 | 13334,79 | 266,70 | 138,71 | 110,97 |
| T-110-140 | 110 | 140 | 180 | 140 | 128 | 114 | 90 | 12 | M12 X 30 | 143,17 | 5 | M12 X 30 | 14668,27 | 266,70 | 100,49 | 78,95 |
| T-120-155 | 120 | 155 | 198 | 140 | 128 | 114 | 90 | 12 | M12 X 30 | 143,17 | 7 | M12 X 30 | 16001,75 | 266,70 | 92,11 | 71,31 |
| T-130-165 | 130 | 165 | 208 | 140 | 128 | 114 | 90 | 16 | M12 X 30 | 143,17 | 7 | M12 X 30 | 23113,64 | 355,59 | 113,37 | 89,32 |
| T-140-175 | 140 | 175 | 215 | 140 | 128 | 114 | 90 | 16 | M12 X 30 | 143,17 | 7 | M12 X 30 | 24891,61 | 355,59 | 105,27 | 84,22 |
| T-150-185 | 150 | 185 | 225 | 140 | 128 | 114 | 90 | 16 | M12 X 30 | 143,17 | 7 | M12 X 30 | 26669,58 | 355,59 | 98,25 | 79,67 |

# B TİP KENDİNDEN MERKEZLEMESİZ KİLİTLİ BURÇ
*B TYPE NOT SELF-CENTERING CAPT-LOCKS*

| Yüzey *Surface* | Yüzey Kalitesi *Surface Finish* | Toleranslar *Tolerances* |
|---|---|---|
| **Mil / Shaft** | 0,8um ≤ Ra ≤ 1,6um | H8 |
| **Göbek / Hub** | 0,8um ≤ Ra ≤ 1,6um | h8 |

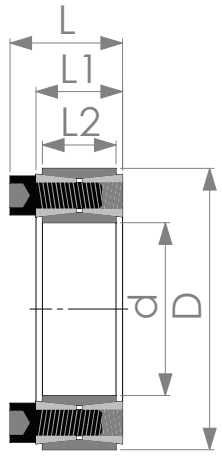


**B TİP**
*B TYPE*

## B TİP / *TYPE*
## KB 200



| KOD *CODE* | d | D | L | L1 | L2 | BAĞLANTI ELEMANLARI *CLAMPING SCREWS DIN EN* ISO 4762 - 12,9 | | | | | AKTARILAN KUVVET VE TORK *TRANSMITED TORQUE AND FORCE* | | YÜZEY BASINÇLARI *SURFACE PRESSURES* | |
|---|---|---|---|---|---|---|---|---|---|---|---|---|---|---|
| | | | | | | SIKMA *TIGHTENING* | | | SÖKME *LOOSENING* | | | | MİLE / *TO SHAFT* | GÖBEĞE / *TO HUB* |
| | | | | | | ADET *QTY.* | M X h | $M_S$ [Nm] | ADET *QTY.* | M X h | $T_a$ [Nm] | $F_{ax}$ [kN] | $P_s$ [N/mm$^2$] | $P_h$ [N/mm$^2$] |
| **B-18-47** | 18 | 47 | 26 | 20 | 17 | 8 | M6 X 18 | 17,51 | 2 | M8 X 22 | 284,13 | 31,57 | 273,67 | 104,81 |
| **B-19-47** | 19 | 47 | 26 | 20 | 17 | 8 | M6 X 18 | 17,51 | 2 | M8 X 22 | 299,92 | 31,57 | 259,26 | 104,81 |
| **B-20-47** | 20 | 47 | 26 | 20 | 17 | 8 | M6 X 18 | 17,51 | 2 | M8 X 22 | 315,70 | 31,57 | 246,30 | 104,81 |
| **B-22-47** | 22 | 47 | 26 | 20 | 17 | 8 | M6 X 18 | 17,51 | 2 | M8 X 22 | 347,27 | 31,57 | 223,91 | 104,81 |
| **B-24-50** | 24 | 50 | 26 | 20 | 17 | 8 | M6 X 18 | 17,51 | 3 | M8 X 22 | 378,84 | 31,57 | 205,25 | 98,52 |
| **B-25-50** | 25 | 50 | 26 | 20 | 17 | 8 | M6 X 18 | 17,51 | 3 | M8 X 22 | 394,63 | 31,57 | 197,04 | 98,52 |
| **B-28-55** | 28 | 55 | 26 | 20 | 17 | 10 | M6 X 18 | 17,51 | 3 | M8 X 22 | 552,48 | 39,46 | 219,91 | 111,95 |
| **B-30-55** | 30 | 55 | 26 | 20 | 17 | 10 | M6 X 18 | 17,51 | 3 | M8 X 22 | 591,94 | 39,46 | 205,25 | 111,95 |
| **B-32-60** | 32 | 60 | 26 | 20 | 17 | 12 | M6 X 18 | 17,51 | 4 | M8 X 22 | 757,68 | 47,36 | 230,91 | 123,15 |
| **B-35-60** | 35 | 60 | 26 | 20 | 17 | 12 | M6 X 18 | 17,51 | 4 | M8 X 22 | 828,71 | 47,36 | 211,11 | 123,15 |
| **B-38-65** | 38 | 65 | 26 | 20 | 17 | 14 | M6 X 18 | 17,51 | 4 | M8 X 22 | 1049,70 | 55,25 | 226,86 | 132,62 |
| **B-40-65** | 40 | 65 | 26 | 20 | 17 | 14 | M6 X 18 | 17,51 | 4 | M8 X 22 | 1104,95 | 55,25 | 215,51 | 132,62 |
| **B-42-75** | 42 | 75 | 32 | 24 | 20 | 12 | M8 X 22 | 42,31 | 4 | M10 X 25 | 1827,00 | 87,00 | 274,73 | 153,85 |
| **B-45-75** | 45 | 75 | 32 | 24 | 20 | 12 | M8 X 22 | 42,31 | 4 | M10 X 25 | 1957,49 | 87,00 | 256,42 | 153,85 |
| **B-48-80** | 48 | 80 | 32 | 24 | 20 | 12 | M8 X 22 | 42,31 | 4 | M10 X 25 | 2087,99 | 87,00 | 240,39 | 144,23 |
| **B-50-80** | 50 | 80 | 32 | 24 | 20 | 12 | M8 X 22 | 42,31 | 4 | M10 X 25 | 2174,99 | 87,00 | 230,77 | 144,23 |
| **B-55-85** | 55 | 85 | 32 | 24 | 20 | 14 | M8 X 22 | 42,31 | 4 | M10 X 25 | 2791,24 | 101,50 | 244,76 | 158,37 |
| **B-60-90** | 60 | 90 | 32 | 24 | 20 | 14 | M8 X 22 | 42,31 | 4 | M10 X 25 | 3044,99 | 101,50 | 224,36 | 149,58 |
| **B-65-95** | 65 | 95 | 32 | 24 | 20 | 16 | M8 X 22 | 42,31 | 4 | M10 X 25 | 3769,99 | 116,00 | 236,69 | 161,95 |
| **B-70-110** | 70 | 110 | 38 | 28 | 24 | 14 | M10 X 25 | 83,58 | 4 | M12 X 30 | 5659,22 | 161,69 | 255,30 | 162,46 |
| **B-75-115** | 75 | 115 | 38 | 28 | 24 | 14 | M10 X 25 | 83,58 | 4 | M12 X 30 | 6063,45 | 161,69 | 238,28 | 155,40 |
| **B-80-120** | 80 | 120 | 38 | 28 | 24 | 14 | M10 X 25 | 83,58 | 4 | M12 X 30 | 6467,68 | 161,69 | 223,39 | 148,92 |
| **B-85-125** | 85 | 125 | 38 | 28 | 24 | 16 | M10 X 25 | 83,58 | 4 | M12 X 30 | 7853,61 | 184,79 | 240,28 | 163,39 |
| **B-90-130** | 90 | 130 | 38 | 28 | 24 | 16 | M10 X 25 | 83,58 | 4 | M12 X 30 | 8315,58 | 184,79 | 226,93 | 157,11 |

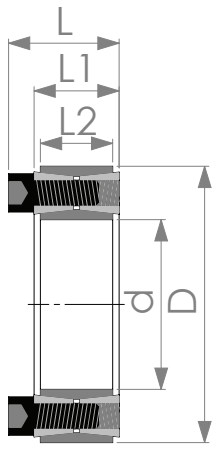


**B TİP**
*BTYPE*

## B TİP / *TYPE*
## KB 200

**B TİP KENDİNDEN MERKEZLEMESİZ KİLİTLİ BURÇ**
*B TYPE NOT SELF-CENTERING CAPT-LOCKS*

| KOD *CODE* | d | D | L | L1 | L2 | BAĞLANTI ELEMANLARI *CLAMPING SCREWS* DIN EN ISO 4762 - 12,9 | | | | | AKTARILAN KUVVET VE TORK *TRANSMITED TORQUE AND FORCE* | | YÜZEY BASINÇLARI *SURFACE PRESSURES* | |
|---|---|---|---|---|---|---|---|---|---|---|---|---|---|---|
| | | | | | | SIKMA *TIGHTENING* | | | SÖKME *LOOSENING* | | | | MİLE / *TO SHAFT* | GÖBEĞE / *TO HUB* |
| | | | | | | ADET *QTY.* | M X h | $M_S$ [Nm] | ADET *QTY.* | M X h | $T_a$ [Nm] | $F_{ax}$ [kN] | $P_s$ [N/mm²] | $P_h$ [N/mm²] |
| B-95-135 | 95 | 135 | 38 | 28 | 24 | 18 | M10 X 25 | 83,58 | 4 | M12 X 30 | 9874,76 | 207,89 | 241,86 | 170,20 |
| B-100-145 | 100 | 145 | 45 | 33 | 26 | 14 | M12 X 30 | 143,17 | 4 | M14 X 40 | 11791,00 | 235,82 | 240,59 | 165,92 |
| B-110-155 | 110 | 155 | 45 | 33 | 26 | 14 | M12 X 30 | 143,17 | 4 | M14 X 40 | 12970,10 | 235,82 | 218,72 | 155,22 |
| B-120-165 | 120 | 165 | 45 | 33 | 26 | 16 | M12 X 30 | 143,17 | 4 | M14 X 40 | 16170,52 | 269,51 | 229,13 | 166,64 |
| B-130-180 | 130 | 180 | 50 | 38 | 34 | 20 | M12 X 35 | 143,17 | 4 | M14 X 40 | 21897,57 | 336,89 | 202,18 | 146,02 |
| B-140-190 | 140 | 190 | 50 | 38 | 34 | 22 | M12 X 35 | 143,17 | 4 | M14 X 40 | 25940,20 | 370,57 | 206,51 | 152,16 |
| B-150-200 | 150 | 200 | 50 | 38 | 34 | 24 | M12 X 35 | 143,17 | 4 | M14 X 40 | 30319,72 | 404,26 | 210,26 | 157,70 |
| B-160-210 | 160 | 210 | 50 | 38 | 34 | 26 | M12 X 35 | 143,17 | 4 | M14 X 40 | 35036,12 | 437,95 | 213,55 | 162,70 |
| B-170-225 | 170 | 225 | 58 | 44 | 38 | 22 | M14 X 45 | 226,03 | 4 | M16 X 50 | 43074,16 | 506,75 | 208,08 | 157,22 |
| B-180-235 | 180 | 235 | 58 | 44 | 38 | 24 | M14 X 45 | 226,03 | 4 | M16 X 50 | 49754,11 | 552,82 | 214,39 | 164,21 |
| B-190-250 | 190 | 250 | 66 | 52 | 46 | 28 | M14 X 45 | 226,03 | 4 | M16 X 50 | 61271,27 | 644,96 | 195,75 | 148,77 |
| B-200-260 | 200 | 260 | 66 | 52 | 46 | 30 | M14 X 45 | 226,03 | 4 | M16 X 50 | 69102,94 | 691,03 | 199,24 | 153,26 |
| B-220-285 | 220 | 285 | 72 | 56 | 50 | 26 | M16 X 50 | 357,09 | 4 | M18 X 60 | 94938,80 | 863,08 | 208,13 | 160,66 |
| B-240-305 | 240 | 305 | 72 | 56 | 50 | 30 | M16 X 50 | 357,09 | 4 | M20 X 70 | 119503,38 | 995,86 | 220,13 | 173,22 |
| B-260-325 | 260 | 325 | 72 | 56 | 50 | 34 | M16 X 50 | 357,09 | 4 | M20 X 70 | 146723,59 | 1128,64 | 230,29 | 184,23 |
| B-280-355 | 280 | 355 | 84 | 66 | 60 | 32 | M18 X 60 | 489,82 | 4 | M22 X 80 | 172844,17 | 1234,60 | 194,93 | 153,75 |
| B-300-375 | 300 | 375 | 84 | 66 | 60 | 36 | M18 X 60 | 489,82 | 4 | M22 X 80 | 208338,95 | 1388,93 | 204,68 | 163,74 |
| B-320-405 | 320 | 405 | 98 | 78 | 72 | 36 | M20 X 70 | 698,56 | 4 | M22 X 80 | 271730,07 | 1698,31 | 195,53 | 154,49 |
| B-340-425 | 340 | 425 | 98 | 78 | 72 | 36 | M20 X 70 | 698,56 | 4 | M22 X 80 | 288713,20 | 1698,31 | 184,02 | 147,22 |
| B-360-455 | 360 | 455 | 112 | 90 | 84 | 36 | M22 X 80 | 957,8 | 4 | M24 X 90 | 402364,08 | 2235,36 | 196,08 | 155,14 |
| B-380-475 | 380 | 475 | 112 | 90 | 84 | 36 | M22 X 80 | 957,8 | 4 | M24 X 90 | 424717,64 | 2235,36 | 185,76 | 148,61 |
| B-400-495 | 400 | 495 | 112 | 90 | 84 | 36 | M22 X 80 | 957,8 | 4 | M24 X 90 | 447071,20 | 2235,36 | 176,47 | 142,60 |

# FA TİP KENDİNDEN MERKEZLEMELİ KİLİTLİ BURÇ
*FA TYPE SELF-CENTERING CAPT-LOCKS*

| Yüzey *Surface* | Yüzey Kalitesi *Surface Finish* | Toleranslar *Tolerances* |
|---|---|---|
| **Mil / Shaft** | 0,8µm ≤ Ra ≤ 1,6µm | H8 |
| **Göbek / Hub** | 0,8µm ≤ Ra ≤ 1,6µm | h8 |

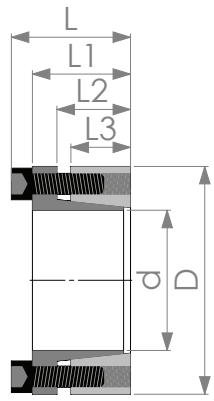


**FA TİP**
*FA TYPE*

## FA TİP / *TYPE*
## KB 300

**FA TİP KENDİNDEN MERKEZLEMELİ KİLİTLİ BURÇ**
*FA TYPE SELF-CENTERING CAPT-LOCKS*

| KOD *CODE* | d | D | L | L1 | L2 | L3 | BAĞLANTI ELEMANLARI *CLAMPING SCREWS* *DIN EN* ISO 4762 - 12,9 | | | | | AKTARILAN KUVVET VE TORK *TRANSMITED TORQUE AND FORCE* | | YÜZEY BASINÇLARI *SURFACE PRESSURES* | |
|---|---|---|---|---|---|---|---|---|---|---|---|---|---|---|---|
| | | | | | | | SIKMA *TIGHTENING* | | | SÖKME *LOOSENING* | | | | MİLE / *TO SHAFT* | GÖBEĞE / *TO HUB* |
| | | | | | | | ADET *QTY.* | M X h | $M_S$ [Nm] | ADET *QTY.* | M | $T_a$ [Nm] | $F_{ax}$ [kN] | $P_s$ [N/mm²] | $P_h$ [N/mm²] |
| **FA-14-32** | 14 | 32 | 25 | 21 | 18 | 14 | 4 | M4 X 16 | 5,16 | 2 | M4 X 16 | 79,10 | 11,30 | 203,89 | 89,20 |
| **FA-15-32** | 15 | 32 | 25 | 21 | 18 | 14 | 4 | M4 X 16 | 5,16 | 2 | M4 X 16 | 84,75 | 11,30 | 190,30 | 89,20 |
| **FA-16-32** | 16 | 32 | 25 | 21 | 18 | 14 | 4 | M4 X 16 | 5,16 | 2 | M4 X 16 | 90,39 | 11,30 | 178,41 | 89,20 |
| **FA-18-47** | 18 | 47 | 34 | 28 | 22 | 17 | 6 | M6 X 20 | 17,51 | 3 | M6 X 20 | 351,78 | 39,09 | 411,43 | 157,57 |
| **FA-19-47** | 19 | 47 | 34 | 28 | 22 | 17 | 6 | M6 X 20 | 17,51 | 3 | M6 X 20 | 371,32 | 39,09 | 389,77 | 157,57 |
| **FA-20-47** | 20 | 47 | 34 | 28 | 22 | 17 | 6 | M6 X 20 | 17,51 | 3 | M6 X 20 | 390,86 | 39,09 | 370,29 | 157,57 |
| **FA-22-47** | 22 | 47 | 34 | 28 | 22 | 17 | 6 | M6 X 20 | 17,51 | 3 | M6 X 20 | 429,95 | 39,09 | 336,62 | 157,57 |
| **FA-24-50** | 24 | 50 | 34 | 28 | 22 | 17 | 6 | M6 X 20 | 17,51 | 3 | M6 X 20 | 469,04 | 39,09 | 308,57 | 148,11 |
| **FA-25-50** | 25 | 50 | 34 | 28 | 22 | 17 | 6 | M6 X 20 | 17,51 | 3 | M6 X 20 | 488,58 | 39,09 | 296,23 | 148,11 |
| **FA-28-55** | 28 | 55 | 34 | 28 | 22 | 17 | 6 | M6 X 20 | 17,51 | 3 | M6 X 20 | 547,21 | 39,09 | 264,49 | 134,65 |
| **FA-30-55** | 30 | 55 | 34 | 28 | 22 | 17 | 6 | M6 X 20 | 17,51 | 3 | M6 X 20 | 586,30 | 39,09 | 246,86 | 134,65 |
| **FA-32-60** | 32 | 60 | 34 | 28 | 22 | 17 | 8 | M6 X 20 | 17,51 | 4 | M6 X 20 | 833,84 | 52,12 | 308,57 | 164,57 |
| **FA-35-60** | 35 | 60 | 34 | 28 | 22 | 17 | 8 | M6 X 20 | 17,51 | 4 | M6 X 20 | 912,02 | 52,12 | 282,12 | 164,57 |
| **FA-38-65** | 38 | 65 | 34 | 28 | 22 | 17 | 8 | M6 X 20 | 17,51 | 4 | M6 X 20 | 990,19 | 52,12 | 259,85 | 151,91 |
| **FA-40-65** | 40 | 65 | 34 | 28 | 22 | 17 | 8 | M6 X 20 | 17,51 | 4 | M6 X 20 | 1042,31 | 52,12 | 246,86 | 151,91 |
| **FA-42-75** | 42 | 75 | 41 | 33 | 25 | 20 | 8 | M8 X 25 | 42,31 | 3 | M8 X 25 | 2010,65 | 95,75 | 366,48 | 205,23 |
| **FA-45-75** | 45 | 75 | 41 | 33 | 25 | 20 | 8 | M8 X 25 | 42,31 | 3 | M8 X 25 | 2154,27 | 95,75 | 342,05 | 205,23 |
| **FA-48-80** | 48 | 80 | 41 | 33 | 25 | 20 | 8 | M8 X 25 | 42,31 | 3 | M8 X 25 | 2297,89 | 95,75 | 320,67 | 192,40 |
| **FA-50-80** | 50 | 80 | 41 | 33 | 25 | 20 | 8 | M8 X 25 | 42,31 | 3 | M8 X 25 | 2393,63 | 95,75 | 307,85 | 192,40 |
| **FA-55-85** | 55 | 85 | 41 | 33 | 25 | 20 | 8 | M8 X 25 | 42,31 | 4 | M8 X 25 | 2632,99 | 95,75 | 279,86 | 181,09 |
| **FA-60-90** | 60 | 90 | 41 | 33 | 25 | 20 | 8 | M8 X 25 | 42,31 | 4 | M8 X 25 | 2872,36 | 95,75 | 256,54 | 171,03 |
| **FA-65-95** | 65 | 95 | 41 | 33 | 25 | 20 | 9 | M8 X 25 | 42,31 | 3 | M8 X 25 | 3500,69 | 107,71 | 266,40 | 182,28 |
| **FA-70-110** | 70 | 110 | 50 | 40 | 29 | 24 | 8 | M10 X 30 | 83,58 | 4 | M10 X 30 | 5338,37 | 152,52 | 288,99 | 183,90 |
| **FA-75-115** | 75 | 115 | 50 | 40 | 29 | 24 | 8 | M10 X 30 | 83,58 | 4 | M10 X 30 | 5719,68 | 152,52 | 269,72 | 175,91 |
| **FA-80-120** | 80 | 120 | 50 | 40 | 29 | 24 | 8 | M10 X 30 | 83,58 | 4 | M10 X 30 | 6100,99 | 152,52 | 252,87 | 168,58 |
| **FA-85-125** | 85 | 125 | 50 | 40 | 29 | 24 | 10 | M10 X 30 | 83,58 | 3 | M10 X 30 | 8102,88 | 190,66 | 297,49 | 202,29 |
| **FA-90-130** | 90 | 130 | 50 | 40 | 29 | 24 | 10 | M10 X 30 | 83,58 | 3 | M10 X 30 | 8579,52 | 190,66 | 280,96 | 194,51 |

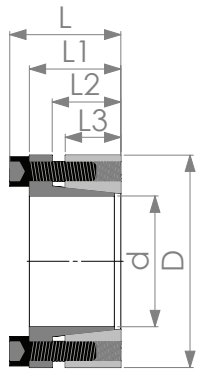


**FA TİP**
*FA TYPE*

## FA TİP / *TYPE*
## KB 300

**FA TİP KENDİNDEN MERKEZLEMELİ KİLİTLİ BURÇ**
*FA TYPE SELF-CENTERING CAPT-LOCKS*

| KOD *CODE* | d | D | L | L1 | L2 | L3 | BAĞLANTI ELEMANLARI *CLAMPING SCREWS* *DIN EN* ISO 4762 - 12,9 | | | | | AKTARILAN KUVVET VE TORK *TRANSMITED TORQUE AND FORCE* | | YÜZEY BASINÇLARI *SURFACE PRESSURES* | |
|---|---|---|---|---|---|---|---|---|---|---|---|---|---|---|---|
| | | | | | | | SIKMA *TIGHTENING* | | | SÖKME *LOOSENING* | | | | MİLE / *TO SHAFT* | GÖBEĞE / *TO HUB* |
| | | | | | | | ADET *QTY.* | M X h | $M_S$ [Nm] | ADET *QTY.* | M | $T_a$ [Nm] | $F_{ax}$ [kN] | $P_s$ [N/mm²] | $P_h$ [N/mm²] |
| FA-95-135 | 95 | 135 | 50 | 40 | 29 | 24 | 10 | M10 X 30 | 83,58 | 4 | M10 X 30 | 9056,16 | 190,66 | 266,17 | 187,31 |
| FA-100-145 | 100 | 145 | 56 | 44 | 31 | 26 | 8 | M12 X 30 | 143,17 | 4 | M12 X 35 | 11122,51 | 222,45 | 268,21 | 184,97 |
| FA-110-155 | 110 | 155 | 56 | 44 | 31 | 26 | 8 | M12 X 30 | 143,17 | 4 | M12 X 35 | 12234,77 | 222,45 | 243,83 | 173,04 |
| FA-120-165 | 120 | 165 | 56 | 44 | 31 | 26 | 9 | M12 X 30 | 143,17 | 4 | M12 X 35 | 15015,39 | 250,26 | 251,45 | 182,87 |
| FA-130-180 | 130 | 180 | 64 | 52 | 39 | 34 | 12 | M12 X 30 | 143,17 | 6 | M12 X 35 | 21688,90 | 333,68 | 261,86 | 189,12 |
| FA-140-190 | 140 | 190 | 68 | 54 | 39 | 34 | 9 | M14 X 40 | 226,03 | 4 | M14 X 40 | 23955,55 | 342,22 | 240,15 | 176,95 |
| FA-150-200 | 150 | 200 | 68 | 54 | 39 | 34 | 10 | M14 X 40 | 226,03 | 5 | M14 X 40 | 28518,51 | 380,25 | 249,05 | 186,78 |
| FA-160-210 | 160 | 210 | 68 | 54 | 39 | 34 | 12 | M14 X 40 | 226,03 | 5 | M14 X 40 | 36503,70 | 456,30 | 280,18 | 213,47 |
| FA-170-225 | 170 | 225 | 78 | 64 | 49 | 44 | 12 | M14 X 40 | 226,03 | 6 | M14 X 40 | 38785,18 | 456,30 | 222,49 | 168,11 |
| FA-180-235 | 180 | 235 | 78 | 64 | 49 | 44 | 12 | M14 X 40 | 226,03 | 6 | M14 X 40 | 41066,66 | 456,30 | 210,13 | 160,95 |
| FA-190-250 | 190 | 250 | 78 | 64 | 49 | 44 | 15 | M14 X 40 | 226,03 | 7 | M14 X 40 | 54185,18 | 570,37 | 248,84 | 189,12 |
| FA-200-260 | 200 | 260 | 78 | 64 | 49 | 44 | 15 | M14 X 40 | 226,03 | 7 | M14 X 40 | 57037,03 | 570,37 | 236,40 | 181,85 |
| FA-220-285 | 220 | 285 | 88 | 72 | 57 | 50 | 12 | M16 X 40 | 357,09 | 5 | M16 X 40 | 72333,92 | 657,58 | 220,24 | 170,01 |
| FA-240-305 | 240 | 305 | 88 | 72 | 57 | 50 | 15 | M16 X 40 | 357,09 | 5 | M16 X 40 | 98637,16 | 821,98 | 252,36 | 198,58 |
| FA-260-325 | 260 | 325 | 88 | 72 | 57 | 50 | 18 | M16 X 40 | 357,09 | 5 | M16 X 40 | 128228,31 | 986,37 | 279,53 | 223,63 |
| FA-280-355 | 280 | 355 | 102 | 84 | 66 | 60 | 16 | M18 X 50 | 489,82 | 5 | M18 X 50 | 142664,23 | 1019,03 | 229,85 | 181,29 |
| FA-300-375 | 300 | 375 | 102 | 84 | 66 | 60 | 18 | M18 X 50 | 489,82 | 5 | M18 X 50 | 171961,35 | 1146,41 | 241,34 | 193,08 |
| FA-320-405 | 320 | 405 | 121 | 101 | 81 | 74 | 18 | M20 X 50 | 698,56 | 6 | M20 X 50 | 224283,89 | 1401,77 | 230,09 | 181,80 |
| FA-340-425 | 340 | 425 | 121 | 101 | 81 | 74 | 21 | M20 X 50 | 698,56 | 6 | M20 X 50 | 278018,58 | 1635,40 | 252,65 | 202,12 |
| FA-360-455 | 360 | 455 | 138 | 116 | 93 | 86 | 18 | M22 X 60 | 957,8 | 6 | M22 X 60 | 332108,19 | 1845,05 | 234,39 | 185,45 |
| FA-380-475 | 380 | 475 | 138 | 116 | 93 | 86 | 21 | M22 X 60 | 957,8 | 6 | M22 X 60 | 408985,09 | 2152,55 | 259,07 | 207,25 |
| FA-400-495 | 400 | 495 | 138 | 116 | 93 | 86 | 21 | M22 X 60 | 957,8 | 7 | M22 X 60 | 430510,62 | 2152,55 | 246,11 | 198,88 |

# FB (KB-301) TİP KİLİTLİ BURÇLAR
*FB (KB-301) TYPE CAPT-LOCKS*

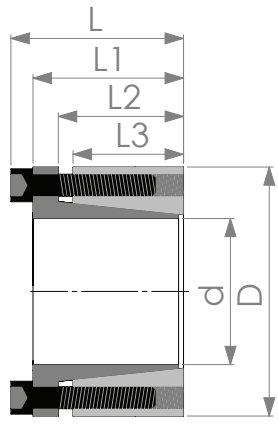


**FB TİP**
*FB TYPE*

| Yüzey *Surface* | Yüzey Kalitesi *Surface Finish* | Toleranslar *Tolerances* |
|---|---|---|
| **Mil / Shaft** | 0,8µm ≤ Ra ≤ 1,6µm | H8 |
| **Göbek / Hub** | 0,8µm ≤ Ra ≤ 1,6µm | h8 |

## FB TİP / *TYPE*
## KB 301

**FB TİP KENDİNDEN MERKEZLEMELİ KİLİTLİ BURÇ**
*FB TYPE SELF-CENTERING CAPT-LOCKS*

| KOD *CODE* | d | D | L | L1 | L2 | L3 | BAĞLANTI ELEMANLARI *CLAMPING SCREWS DIN EN* ISO 4762 - 12,9 | | | | | AKTARILAN KUVVET VE TORK *TRANSMITED TORQUE AND FORCE* | | YÜZEY BASINÇLARI *SURFACE PRESSURES* | |
|---|---|---|---|---|---|---|---|---|---|---|---|---|---|---|---|
| | | | | | | | SIKMA *TIGHTENING* | | | SÖKME *LOOSENING* | | | | MİLE / *TO SHAFT* | GÖBEĞE / *TO HUB* |
| | | | | | | | ADET *QTY.* | M X h | $M_S$ [Nm] | ADET *QTY.* | M | $T_a$ [Nm] | $F_{ax}$ [kN] | $P_s$ [N/mm²] | $P_h$ [N/mm²] |
| **FB-18-47** | 18 | 47 | 47 | 41 | 31 | 26 | 6 | M6 X 25 | 17,51 | 2 | M6 X 25 | 492,04 | 54,67 | 297,02 | 113,75 |
| **FB-19-47** | 19 | 47 | 47 | 41 | 31 | 26 | 6 | M6 X 25 | 17,51 | 2 | M6 X 25 | 519,37 | 54,67 | 281,39 | 113,75 |
| **FB-20-47** | 20 | 47 | 47 | 41 | 31 | 26 | 6 | M6 X 25 | 17,51 | 2 | M6 X 25 | 546,71 | 54,67 | 267,32 | 113,75 |
| **FB-22-47** | 22 | 47 | 47 | 41 | 31 | 26 | 6 | M6 X 25 | 17,51 | 2 | M6 X 25 | 601,38 | 54,67 | 243,01 | 113,75 |
| **FB-24-50** | 24 | 50 | 47 | 41 | 31 | 26 | 6 | M6 X 25 | 17,51 | 3 | M6 X 25 | 656,05 | 54,67 | 222,76 | 106,93 |
| **FB-25-50** | 25 | 50 | 47 | 41 | 31 | 26 | 6 | M6 X 25 | 17,51 | 3 | M6 X 25 | 683,39 | 54,67 | 213,85 | 106,93 |
| **FB-28-55** | 28 | 55 | 47 | 41 | 31 | 26 | 6 | M6 X 25 | 17,51 | 3 | M6 X 25 | 765,39 | 54,67 | 190,94 | 97,21 |
| **FB-30-55** | 30 | 55 | 47 | 41 | 31 | 26 | 6 | M6 X 25 | 17,51 | 3 | M6 X 25 | 820,06 | 54,67 | 178,21 | 97,21 |
| **FB-32-60** | 32 | 60 | 47 | 41 | 31 | 26 | 8 | M6 X 25 | 17,51 | 4 | M6 X 25 | 1166,31 | 72,89 | 222,76 | 118,81 |
| **FB-35-60** | 35 | 60 | 47 | 41 | 31 | 26 | 8 | M6 X 25 | 17,51 | 4 | M6 X 25 | 1275,65 | 72,89 | 203,67 | 118,81 |
| **FB-38-65** | 38 | 65 | 47 | 41 | 31 | 26 | 8 | M6 X 25 | 17,51 | 4 | M6 X 25 | 1385,00 | 72,89 | 187,59 | 109,67 |
| **FB-40-65** | 40 | 65 | 47 | 41 | 31 | 26 | 8 | M6 X 25 | 17,51 | 4 | M6 X 25 | 1457,89 | 72,89 | 178,21 | 109,67 |
| **FB-42-75** | 42 | 75 | 57 | 49 | 35 | 30 | 6 | M8 X 30 | 42,31 | 3 | M8 X 30 | 2109,25 | 100,44 | 207,13 | 116,00 |
| **FB-45-75** | 45 | 75 | 57 | 49 | 35 | 30 | 6 | M8 X 30 | 42,31 | 3 | M8 X 30 | 2259,91 | 100,44 | 193,33 | 116,00 |
| **FB-48-80** | 48 | 80 | 57 | 49 | 35 | 30 | 8 | M8 X 30 | 42,31 | 3 | M8 X 30 | 3214,09 | 133,92 | 241,66 | 144,99 |
| **FB-50-80** | 50 | 80 | 57 | 49 | 35 | 30 | 8 | M8 X 30 | 42,31 | 3 | M8 X 30 | 3348,01 | 133,92 | 231,99 | 144,99 |
| **FB-55-85** | 55 | 85 | 57 | 49 | 35 | 30 | 8 | M8 X 30 | 42,31 | 4 | M8 X 30 | 3682,82 | 133,92 | 210,90 | 136,46 |
| **FB-60-90** | 60 | 90 | 57 | 49 | 35 | 30 | 8 | M8 X 30 | 42,31 | 4 | M8 X 30 | 4017,62 | 133,92 | 193,33 | 128,88 |
| **FB-65-95** | 65 | 95 | 57 | 49 | 35 | 30 | 8 | M8 X 30 | 42,31 | 4 | M8 X 30 | 4352,42 | 133,92 | 178,45 | 122,10 |
| **FB-70-110** | 70 | 110 | 71 | 61 | 46 | 40 | 8 | M10 X 30 | 83,58 | 4 | M10 X 30 | 7466,87 | 213,34 | 200,85 | 127,81 |
| **FB-75-115** | 75 | 115 | 71 | 61 | 46 | 40 | 8 | M10 X 30 | 83,58 | 4 | M10 X 30 | 8000,22 | 213,34 | 187,46 | 122,26 |

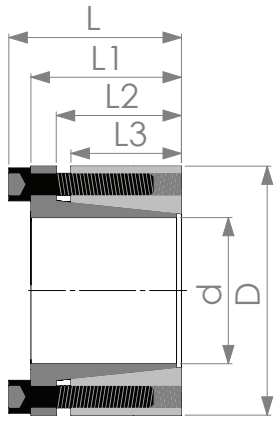


**FB TİP**
*FB TYPE*

## FB TİP / *TYPE* KB 301

**FB TİP KENDİNDEN MERKEZLEMELİ KİLİTLİ BURÇ**
*FB TYPE SELF-CENTERING CAPT-LOCKS*

| KOD *CODE* | d | D | L | L1 | L2 | L3 | BAĞLANTI ELEMANLARI *CLAMPING SCREWS DIN EN* ISO 4762 - 12,9 | | | | | AKTARILAN KUVVET VE TORK *TRANSMITED TORQUE AND FORCE* | | YÜZEY BASINÇLARI *SURFACE PRESSURES* | |
|---|---|---|---|---|---|---|---|---|---|---|---|---|---|---|---|
| | | | | | | | SIKMA *TIGHTENING* | | | SÖKME *LOOSENING* | | | | MİLE / *TO SHAFT* | GÖBEĞE / *TO HUB* |
| | | | | | | | ADET *QTY.* | M X h | $M_S$ [Nm] | ADET *QTY.* | M | $T_a$ [Nm] | $F_{ax}$ [kN] | $P_s$ [N/mm²] | $P_h$ [N/mm²] |
| FB-80-120 | 80 | 120 | 71 | 61 | 46 | 40 | 8 | M10 X 30 | 83,58 | 4 | M10 X 30 | 8533,57 | 213,34 | 175,75 | 117,16 |
| FB-85-125 | 85 | 125 | 71 | 61 | 46 | 40 | 10 | M10 X 30 | 83,58 | 4 | M10 X 30 | 11333,64 | 266,67 | 206,76 | 140,60 |
| FB-90-130 | 90 | 130 | 71 | 61 | 46 | 40 | 10 | M10 X 30 | 83,58 | 4 | M10 X 30 | 12000,33 | 266,67 | 195,27 | 135,19 |
| FB-95-135 | 95 | 135 | 71 | 61 | 46 | 40 | 10 | M10 X 30 | 83,58 | 4 | M10 X 30 | 12667,01 | 266,67 | 184,99 | 130,18 |
| FB-100-145 | 100 | 145 | 80 | 68 | 52 | 46 | 8 | M12 X 35 | 143,17 | 4 | M12 X 35 | 15557,26 | 311,15 | 181,39 | 125,10 |
| FB-110-155 | 110 | 155 | 80 | 68 | 52 | 46 | 8 | M12 X 35 | 143,17 | 4 | M12 X 35 | 17112,98 | 311,15 | 164,90 | 117,03 |
| FB-120-165 | 120 | 165 | 80 | 68 | 52 | 46 | 10 | M12 X 35 | 143,17 | 4 | M12 X 35 | 23335,88 | 388,93 | 188,95 | 137,42 |
| FB-130-180 | 130 | 180 | 80 | 68 | 52 | 46 | 12 | M12 X 35 | 143,17 | 4 | M12 X 35 | 30336,65 | 466,72 | 209,30 | 151,16 |
| FB-140-190 | 140 | 190 | 90 | 76 | 58 | 50 | 10 | M14 X 40 | 226,03 | 4 | M14 X 40 | 37230,05 | 531,86 | 198,56 | 146,31 |
| FB-150-200 | 150 | 200 | 90 | 76 | 58 | 50 | 12 | M14 X 40 | 226,03 | 5 | M14 X 40 | 47867,21 | 638,23 | 222,39 | 166,79 |
| FB-160-210 | 160 | 210 | 90 | 76 | 58 | 50 | 12 | M14 X 40 | 226,03 | 5 | M14 X 40 | 51058,36 | 638,23 | 208,49 | 158,85 |
| FB-170-225 | 170 | 225 | 90 | 76 | 58 | 50 | 14 | M14 X 40 | 226,03 | 6 | M14 X 40 | 63291,09 | 744,60 | 228,93 | 172,97 |
| FB-180-235 | 180 | 235 | 90 | 76 | 58 | 50 | 14 | M14 X 40 | 226,03 | 6 | M14 X 40 | 67014,10 | 744,60 | 216,21 | 165,61 |
| FB-190-250 | 190 | 250 | 90 | 76 | 58 | 50 | 16 | M14 X 40 | 226,03 | 6 | M14 X 40 | 80842,40 | 850,97 | 234,10 | 177,91 |
| FB-200-260 | 200 | 260 | 90 | 76 | 58 | 50 | 16 | M14 X 40 | 226,03 | 6 | M14 X 40 | 85097,27 | 850,97 | 222,39 | 171,07 |

| Yüzey *Surface* | Yüzey Kalitesi *Surface Finish* | Toleranslar *Tolerances* |
|---|---|---|
| **Mil / Shaft** | 0,8µm ≤ Ra ≤ 1,6µm | H8 |
| **Göbek / Hub** | 0,8µm ≤ Ra ≤ 1,6µm | h8 |

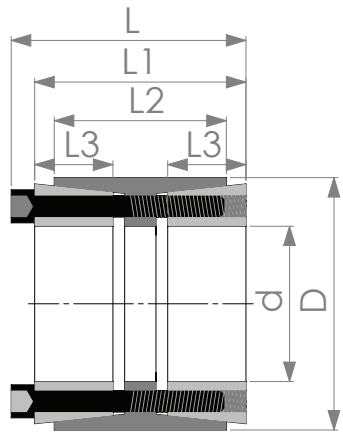


**DE TİP**
*DE TYPE*

## DE TİP / *TYPE* KB 401

**DE TİP KENDİNDEN MERKEZLEMELİ KİLİTLİ BURÇ**
*DE TYPE SELF-CENTERING CAPT-LOCKS*

| KOD *CODE* | d | D | L | L1 | L2 | L3 | BAĞLANTI ELEMANLARI *CLAMPING SCREWS DIN EN* ISO 4762 - 12,9 | | | | | AKTARILAN KUVVET VE TORK *TRANSMITED TORQUE AND FORCE* | | YÜZEY BASINÇLARI *SURFACE PRESSURES* | |
|---|---|---|---|---|---|---|---|---|---|---|---|---|---|---|---|
| | | | | | | | SIKMA *TIGHTENING* | | | SÖKME *LOOSENING* | | | | MİLE / *TO SHAFT* | GÖBEĞE / *TO HUB* |
| | | | | | | | ADET *QTY.* | M X h | $M_S$ [Nm] | ADET *QTY.* | M | $T_a$ [Nm] | $F_{ax}$ [kN] | $P_s$ [N/mm²] | $P_h$ [N/mm²] |
| DE-24-50 | 24 | 50 | 46 | 40 | 32 | 16 | 6 | M6 X 35 | 17,51 | 3 | M6 X 35 | 749,77 | 62,48 | 215,80 | 103,59 |
| DE-25-50 | 25 | 50 | 46 | 40 | 32 | 16 | 6 | M6 X 35 | 17,51 | 3 | M6 X 35 | 781,01 | 62,48 | 207,17 | 103,59 |
| DE-28-55 | 28 | 55 | 46 | 40 | 32 | 16 | 6 | M6 X 35 | 17,51 | 3 | M6 X 35 | 874,73 | 62,48 | 184,97 | 94,17 |
| DE-30-55 | 30 | 55 | 46 | 40 | 32 | 16 | 6 | M6 X 35 | 17,51 | 3 | M6 X 35 | 937,22 | 62,48 | 172,64 | 94,17 |
| DE-32-60 | 32 | 60 | 60 | 54 | 44 | 16 | 8 | M6 X 35 | 17,51 | 3 | M6 X 35 | 1332,93 | 83,31 | 215,80 | 115,09 |
| DE-35-60 | 35 | 60 | 60 | 54 | 44 | 16 | 8 | M6 X 35 | 17,51 | 3 | M6 X 35 | 1457,89 | 83,31 | 197,30 | 115,09 |
| DE-38-65 | 38 | 65 | 60 | 54 | 44 | 16 | 8 | M6 X 35 | 17,51 | 3 | M6 X 35 | 1582,85 | 83,31 | 181,73 | 106,24 |
| DE-40-65 | 40 | 65 | 60 | 54 | 44 | 16 | 8 | M6 X 35 | 17,51 | 3 | M6 X 35 | 1666,16 | 83,31 | 172,64 | 106,24 |
| DE-40-75 | 40 | 75 | 62 | 54 | 44 | 16 | 8 | M8 X 35 | 42,31 | 3 | M8 X 35 | 3061,04 | 153,05 | 317,17 | 169,16 |
| DE-42-75 | 42 | 75 | 62 | 54 | 44 | 16 | 8 | M8 X 35 | 42,31 | 3 | M8 X 35 | 3214,09 | 153,05 | 302,07 | 169,16 |
| DE-45-75 | 45 | 75 | 62 | 54 | 44 | 16 | 8 | M8 X 35 | 42,31 | 3 | M8 X 35 | 3443,67 | 153,05 | 281,93 | 169,16 |
| DE-48-80 | 48 | 80 | 72 | 64 | 56 | 23 | 8 | M8 X 55 | 42,31 | 4 | M8 X 55 | 3673,25 | 153,05 | 183,87 | 110,32 |
| DE-50-80 | 50 | 80 | 72 | 64 | 56 | 23 | 8 | M8 X 55 | 42,31 | 4 | M8 X 55 | 3826,30 | 153,05 | 176,51 | 110,32 |
| DE-55-85 | 55 | 85 | 72 | 64 | 56 | 23 | 9 | M8 X 55 | 42,31 | 4 | M8 X 55 | 4735,05 | 172,18 | 180,53 | 116,81 |
| DE-60-90 | 60 | 90 | 72 | 64 | 56 | 23 | 10 | M8 X 55 | 42,31 | 4 | M8 X 55 | 5739,45 | 191,32 | 183,87 | 122,58 |
| DE-65-95 | 65 | 95 | 72 | 64 | 56 | 23 | 10 | M8 X 55 | 42,31 | 4 | M8 X 55 | 6217,74 | 191,32 | 169,73 | 116,13 |
| DE-70-110 | 70 | 110 | 88 | 78 | 70 | 28 | 10 | M10 X 60 | 83,58 | 4 | M10 X 60 | 10666,96 | 304,77 | 206,23 | 131,24 |
| DE-75-115 | 75 | 115 | 88 | 78 | 70 | 28 | 10 | M10 X 60 | 83,58 | 4 | M10 X 60 | 11428,88 | 304,77 | 192,48 | 125,53 |
| DE-80-120 | 80 | 120 | 88 | 78 | 70 | 28 | 12 | M10 X 60 | 83,58 | 4 | M10 X 60 | 14628,97 | 365,72 | 216,54 | 144,36 |
| DE-85-125 | 85 | 125 | 88 | 78 | 70 | 28 | 12 | M10 X 60 | 83,58 | 5 | M10 X 60 | 15543,28 | 365,72 | 203,81 | 138,59 |
| DE-90-130 | 90 | 130 | 88 | 78 | 70 | 28 | 12 | M10 X 60 | 83,58 | 5 | M10 X 60 | 16457,59 | 365,72 | 192,48 | 133,26 |
| DE-95-135 | 95 | 135 | 88 | 78 | 70 | 28 | 12 | M10 X 60 | 83,58 | 5 | M10 X 60 | 17371,90 | 365,72 | 182,35 | 128,32 |
| DE-100-145 | 100 | 145 | 112 | 100 | 90 | 35 | 12 | M12 X 80 | 143,17 | 4 | M12 X 80 | 26669,58 | 533,39 | 202,12 | 139,40 |
| DE-110-155 | 110 | 155 | 112 | 100 | 90 | 35 | 12 | M12 X 80 | 143,17 | 5 | M12 X 80 | 29336,54 | 533,39 | 183,75 | 130,40 |

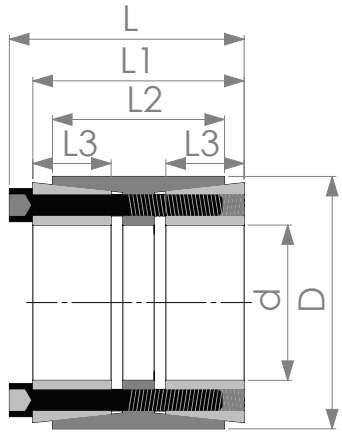


**DE TİP**
*DE TYPE*

## DE TİP / *TYPE* KB 401

**DE TİP KENDİNDEN MERKEZLEMELİ KİLİTLİ BURÇ**
*DE TYPE SELF-CENTERING CAPT-LOCKS*

| KOD *CODE* | d | D | L | L1 | L2 | L3 | BAĞLANTI ELEMANLARI *CLAMPING SCREWS DIN EN ISO 4762 - 12,9* | | | | | AKTARILAN KUVVET VE TORK *TRANSMITED TORQUE AND FORCE* | | YÜZEY BASINÇLARI *SURFACE PRESSURES* | |
|---|---|---|---|---|---|---|---|---|---|---|---|---|---|---|---|
| | | | | | | | SIKMA *TIGHTENING* | | | SÖKME *LOOSENING* | | | | MİLE / *TO SHAFT* | GÖBEĞE / *TO HUB* |
| | | | | | | | ADET *QTY.* | M X h | $M_S$ [Nm] | ADET *QTY.* | M | $T_a$ [Nm] | $F_{ax}$ [kN] | $P_s$ [N/mm$^2$] | $P_h$ [N/mm$^2$] |
| DE-120-165 | 120 | 165 | 112 | 100 | 90 | 35 | 14 | M12 X 80 | 143,17 | 6 | M12 X 80 | 37337,41 | 622,29 | 196,51 | 142,92 |
| DE-130-180 | 130 | 180 | 130 | 116 | 104 | 41 | 12 | M14 X 90 | 226,03 | 5 | M14 X 90 | 47411,33 | 729,41 | 181,50 | 131,08 |
| DE-140-190 | 140 | 190 | 130 | 116 | 104 | 41 | 14 | M14 X 90 | 226,03 | 7 | M14 X 90 | 59568,09 | 850,97 | 196,63 | 144,88 |
| DE-150-200 | 150 | 200 | 130 | 116 | 104 | 41 | 16 | M14 X 90 | 226,03 | 7 | M14 X 90 | 72940,51 | 972,54 | 209,74 | 157,30 |
| DE-160-210 | 160 | 210 | 130 | 116 | 104 | 41 | 16 | M14 X 90 | 226,03 | 7 | M14 X 90 | 77803,21 | 972,54 | 196,63 | 149,81 |
| DE-170-225 | 170 | 225 | 164 | 148 | 134 | 52 | 14 | M16 X 110 | 357,09 | 7 | M16 X 110 | 104240,61 | 1226,36 | 183,99 | 139,02 |
| DE-180-235 | 180 | 235 | 164 | 148 | 134 | 52 | 15 | M16 X 110 | 357,09 | 7 | M16 X 110 | 118256,16 | 1313,96 | 186,18 | 142,61 |
| DE-190-250 | 190 | 250 | 164 | 148 | 134 | 52 | 16 | M16 X 110 | 357,09 | 7 | M16 X 110 | 133147,68 | 1401,55 | 188,14 | 142,99 |
| DE-200-260 | 200 | 260 | 164 | 148 | 134 | 52 | 16 | M16 X 110 | 357,09 | 7 | M16 X 110 | 140155,45 | 1401,55 | 178,74 | 137,49 |
| DE-220-285 | 220 | 285 | 164 | 148 | 134 | 52 | 18 | M16 X 110 | 357,09 | 8 | M16 X 110 | 173442,37 | 1576,75 | 182,80 | 141,11 |
| DE-240-305 | 240 | 305 | 164 | 148 | 134 | 52 | 20 | M16 X 110 | 357,09 | 8 | M16 X 110 | 210233,17 | 1751,94 | 186,18 | 146,51 |
| DE-260-325 | 260 | 325 | 166 | 150 | 134 | 55 | 21 | M16 X 110 | 357,09 | 10 | M16 X 110 | 239140,23 | 1839,54 | 170,61 | 136,49 |
| DE-280-355 | 280 | 355 | 197 | 177 | 165 | 66 | 18 | M20 X 130 | 698,56 | 8 | M20 X 130 | 313709,80 | 2240,78 | 160,82 | 126,84 |
| DE-300-375 | 300 | 375 | 197 | 177 | 165 | 66 | 20 | M20 X 130 | 698,56 | 9 | M20 X 130 | 373464,04 | 2489,76 | 166,78 | 133,42 |
| DE-320-405 | 320 | 405 | 197 | 177 | 165 | 66 | 20 | M20 X 130 | 698,56 | 9 | M20 X 130 | 398361,65 | 2489,76 | 156,35 | 123,54 |
| DE-340-425 | 340 | 425 | 197 | 177 | 165 | 66 | 22 | M20 X 130 | 698,56 | 10 | M20 X 130 | 465585,17 | 2738,74 | 161,87 | 129,50 |
| DE-360-455 | 360 | 455 | 225 | 203 | 190 | 76 | 21 | M22 X 150 | 957,8 | 8 | M22 X 150 | 619367,37 | 3440,93 | 166,80 | 131,97 |
| DE-380-475 | 380 | 475 | 225 | 203 | 190 | 76 | 22 | M22 X 150 | 957,8 | 8 | M22 X 150 | 684908,89 | 3604,78 | 165,55 | 132,44 |
| DE-400-495 | 400 | 495 | 225 | 203 | 190 | 76 | 24 | M22 X 150 | 957,8 | 8 | M22 X 150 | 786498,24 | 3932,49 | 171,57 | 138,64 |

| Yüzey *Surface* | Yüzey Kalitesi *Surface Finish* | Toleranslar *Tolerances* |
|---|---|---|
| **Mil / Shaft** | 0,8µm ≤ Ra ≤ 1,6µm | H8 |
| **Göbek / Hub** | 0,8µm ≤ Ra ≤ 1,6µm | h8 |

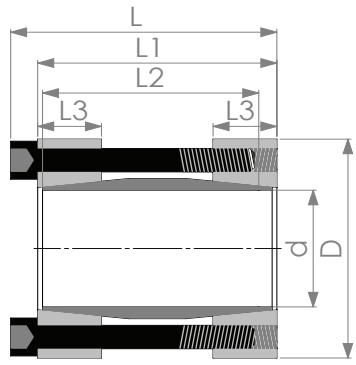


**SK TİP**
*SK TYPE*

## SK TİP / *TYPE*
## KB 700



| KOD *CODE* | d | D | L | L1 | L2 | L3 | BAĞLANTI ELEMANLARI *CLAMPING SCREWS DIN EN* ISO 4762 - 12,9 | | | AKTARILAN KUVVET VE TORK *TRANSMITED TORQUE AND FORCE* | | YÜZEY BASINÇLARI *SURFACE PRESSURES* |
|---|---|---|---|---|---|---|---|---|---|---|---|---|
| | | | | | | | ADET *QTY.* | M X h | $M_S$ [Nm] | $T_a$ [Nm] | $F_{ax}$ [kN] | $P_s$ [N/mm²] |
| SK-10-35 | 10 | 35 | 42 | 38 | 36 | 15 | 6 | M4 X 30 | 5,16 | 63,25 | 12,65 | 229,43 |
| SK-11-35 | 11 | 35 | 42 | 38 | 36 | 15 | 6 | M4 X 30 | 5,16 | 69,57 | 12,65 | 208,57 |
| SK-12-35 | 12 | 35 | 42 | 38 | 36 | 15 | 6 | M4 X 30 | 5,16 | 75,90 | 12,65 | 191,19 |
| SK-14-35 | 14 | 35 | 42 | 38 | 36 | 15 | 6 | M4 X 30 | 5,16 | 88,55 | 12,65 | 163,88 |
| SK-15-45 | 15 | 45 | 56 | 50 | 47 | 15 | 4 | M6 X 45 | 17,51 | 145,86 | 19,45 | 235,15 |
| SK-16-45 | 16 | 45 | 56 | 50 | 47 | 15 | 4 | M6 X 45 | 17,51 | 155,58 | 19,45 | 220,46 |
| SK-17-45 | 17 | 45 | 56 | 50 | 47 | 15 | 4 | M6 X 45 | 17,51 | 165,31 | 19,45 | 207,49 |
| SK-18-50 | 18 | 50 | 56 | 50 | 47 | 15 | 4 | M6 X 45 | 17,51 | 175,03 | 19,45 | 195,96 |
| SK-19-50 | 19 | 50 | 56 | 50 | 47 | 15 | 4 | M6 X 45 | 17,51 | 184,75 | 19,45 | 185,65 |
| SK-20-50 | 20 | 50 | 56 | 50 | 47 | 15 | 4 | M6 X 45 | 17,51 | 194,48 | 19,45 | 176,36 |
| SK-22-55 | 22 | 55 | 66 | 60 | 57 | 18 | 6 | M6 X 55 | 17,51 | 320,89 | 29,17 | 200,41 |
| SK-24-55 | 24 | 55 | 66 | 60 | 57 | 18 | 6 | M6 X 55 | 17,51 | 350,06 | 29,17 | 183,71 |
| SK-25-55 | 25 | 55 | 66 | 60 | 57 | 18 | 6 | M6 X 55 | 17,51 | 364,64 | 29,17 | 176,36 |
| SK-28-60 | 28 | 60 | 66 | 60 | 57 | 18 | 6 | M6 X 55 | 17,51 | 408,40 | 29,17 | 157,47 |
| SK-30-60 | 30 | 60 | 66 | 60 | 57 | 18 | 6 | M6 X 55 | 17,51 | 437,57 | 29,17 | 146,97 |
| SK-32-75 | 32 | 75 | 83 | 75 | 72 | 20 | 4 | M8 X 70 | 42,31 | 571,66 | 35,73 | 151,88 |
| SK-35-75 | 35 | 75 | 83 | 75 | 72 | 20 | 4 | M8 X 70 | 42,31 | 625,26 | 35,73 | 138,86 |
| SK-38-75 | 38 | 75 | 83 | 75 | 72 | 20 | 4 | M8 X 70 | 42,31 | 678,85 | 35,73 | 127,90 |
| SK-40-75 | 40 | 75 | 83 | 75 | 72 | 20 | 4 | M8 X 70 | 42,31 | 714,58 | 35,73 | 121,50 |
| SK-42-85 | 42 | 85 | 93 | 85 | 81 | 22 | 6 | M8 X 70 | 42,31 | 1125,46 | 53,59 | 157,80 |
| SK-45-85 | 45 | 85 | 93 | 85 | 81 | 22 | 6 | M8 X 70 | 42,31 | 1205,85 | 53,59 | 147,28 |
| SK-48-90 | 48 | 90 | 93 | 85 | 81 | 22 | 6 | M8 X 70 | 42,31 | 1286,24 | 53,59 | 138,07 |
| SK-50-90 | 50 | 90 | 93 | 85 | 81 | 22 | 6 | M8 X 70 | 42,31 | 1339,83 | 53,59 | 132,55 |
| SK-55-95 | 55 | 95 | 93 | 85 | 81 | 22 | 8 | M8 X 70 | 42,31 | 1965,09 | 71,46 | 160,67 |
| SK-60-100 | 60 | 100 | 93 | 85 | 81 | 22 | 8 | M8 X 70 | 42,31 | 2143,73 | 71,46 | 147,28 |
| SK-65-105 | 65 | 105 | 93 | 85 | 81 | 22 | 8 | M8 X 70 | 42,31 | 2322,38 | 71,46 | 135,95 |
| SK-70-115 | 70 | 115 | 110 | 100 | 96 | 35 | 8 | M10 X 80 | 83,58 | 3984,20 | 113,83 | 126,41 |
| SK-75-120 | 75 | 120 | 110 | 100 | 96 | 35 | 8 | M10 X 80 | 83,58 | 4268,79 | 113,83 | 117,98 |
| SK-80-125 | 80 | 125 | 110 | 100 | 96 | 35 | 7 | M10 X 80 | 83,58 | 3984,20 | 99,60 | 96,78 |
| SK-90-136 | 90 | 135 | 110 | 100 | 96 | 35 | 8 | M10 X 80 | 83,58 | 5122,54 | 113,83 | 98,32 |
| SK-100-158 | 100 | 158 | 132 | 120 | 116 | 40 | 8 | M12 X 100 | 143,17 | 8301,10 | 166,02 | 112,92 |

# MOTOR GERGİ RAYLARI

## *MOTOR SLIDES*



GÜLÖZ

# MOTOR GERGİ RAYLARI
## *MOTOR SLIDES*

### KALIN TİP
*THICK TYPE*

- MGR-210
- MGR-260
- MGR-280
- MGR-330
- MGR-380
- MGR-430
- MGR-500
- MGR-650
- MGR-750
- MGR-900

### İNCE TİP
*THIN TYPE*

- MGRX-280
- MGRX-330
- MGRX-380
- MGRX-430
- MGRX-500

**Avantaj ve Özellikleri**

• Motor gergi rayları, makine ve diğer imalat sahalarında kullanılan elektrik motorları, redüktörlü motorlar ve şanzımanların; kayış, zincir gibi hareket ileten elemanların gerdirilmesinde kullanılır.

• Motor gücü ve devir sayılarına göre standart olarak imal edilen motor gergi rayları, kullanım alanlarına göre seçilerek yerine civatalı olarak montaj edilir. Bu nedenle, hassas olarak merkezleme sağlanmış olur. Gerdirme sistemi, motor ray üzerine cıvata ile monte edildikten sonra sabitlenir ve gergi sisteminde bulunan somun cıvata mekanizması vasıtasıyla istenilen oranda kayış ve zincir gibi elemanlar motorun çekilmesiyle gerdirilmiş olur.

• Buradaki amaç, eksenel olarak hassas bir şekilde parçanın gerdirilmesi ve kullanım yerlerinde pratik olarak motorun gücüne bağlı kalarak hazır bir mekanizmanın makineye montaj edilmesidir. Bu avantajlar içerisinde üretici firma veya mekanizmayı kullanacak olan kişi hem standartlara uygun bir mekanizma kullanmış olacak hem de zaman ve işçilik gibi durumları en aza indirmiş olacaktır.

• Türkiye şatlarında hala aşırı balanslı ve aşırı yalpalamalı aktarma organları kullanılmaktadır. Bu nedenle 2 farklı çeşit motor gergi rayı üretmekteyiz. Balanslı veya yüksek eylemsizlik momenti olan sistemlerde kullanılmak üzere kalın, daha hafif güç aktarma elemanı ve balanssız sistemler için ince motor gergi rayları firmamızca önerilir.

**Advantages and Features**

• Motor slides and flanges can be used to stretch the belt or chain which is drived by the AC motors.

• All motor slides and flanges are standart for motor types which are dependent on motor RPM and power. After selection of the slide or flange, they can be mounted by using the bolts. Therefore, centering can be made successfully and easily. After mounting the slide or flange on the machine, the motor is mounted on the slide or flange. Then, in order to make stretching operation, the necessary movement can be made by using the long stud.

• The aims of using motor slides or flanges are obtaining accurate amount of stretch and practical mounting ability. Besides, the manufacturer or the user of motor slides or flange obtains the advantages of using universally standart product.

• Finally, there are two different types for some motor slides. The thickness differ them from each other. If the mechanism has a low moment of inertia and vibration, the motor slides can be selected as small thickness. Otherwise, the thick motor slide should be selected.

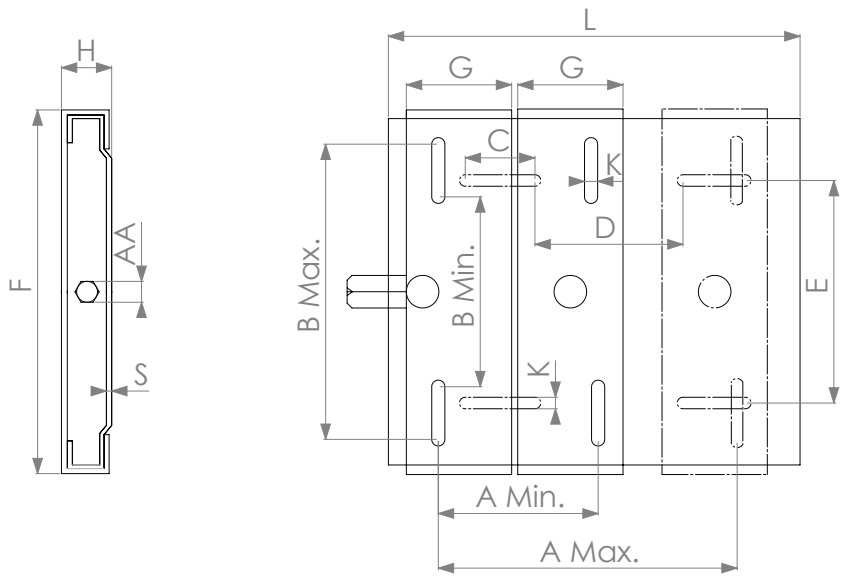


## MGR

| KOD *CODE* | AA | A min. | A max. | B min. | B max. | C | D | E | F | G | H | K | L | S |
|---|---|---|---|---|---|---|---|---|---|---|---|---|---|---|
| **MGR 210** | 17 | 100 | 128 | 47 | 142 | 40 | 92 | 96 | 200 | 70 | 33 | 10,5 | 210 | 3 |
| **MGR 260** | 17 | 100 | 165 | 47 | 142 | 40 | 142 | 96 | 200 | 70 | 33 | 10,5 | 260 | 3 |
| **MGR 280** | 17 | 120 | 170 | 52 | 193 | 68 | 79 | 127 | 258 | 85 | 44 | 12,5 | 280 | 4 |
| **MGR 330** | 17 | 120 | 220 | 52 | 193 | 82 | 102 | 127 | 258 | 85 | 44 | 12,5 | 330 | 4 |
| **MGR 380** | 22 | 160 | 260 | 136 | 258 | 90 | 136 | 166 | 352 | 110 | 60 | 14,5 | 380 | 5 |
| **MGR 430** | 22 | 160 | 300 | 136 | 280 | 75 | 140 | 190 | 382 | 110 | 58 | 14,5 | 430 | 6 |
| **MGR 500** | 27 | 212 | 360 | 170 | 316 | 151 | 98 | 218 | 446 | 135 | 86 | 18,5 | 500 | 8 |
| **MGR 650** | 32 | 272 | 510 | 300 | 424 | 100 | 352 | 310 | 576 | 170 | 80 | 24 | 650 | 8 |
| **MGR 750** | 36 | 402 | 560 | 340 | 520 | 110 | 428 | 440 | 725 | 250 | 105 | 28 | 750 | 10 |
| **MGR 900** | 36 | 502 | 740 | 400 | 640 | 150 | 400 | 500 | 840 | 300 | 105 | 35 | 900 | 10 |

## MGRX

| KOD *CODE* | AA | A min. | A max. | B min. | B max. | C | D | E | F | G | H | K | L | S |
|---|---|---|---|---|---|---|---|---|---|---|---|---|---|---|
| **MGRX 280** | 17 | 120 | 170 | 52 | 193 | 67 | 80 | 127 | 256 | 85 | 44 | 12,5 | 280 | 3 |
| **MGRX 330** | 17 | 120 | 220 | 52 | 193 | 82 | 102 | 127 | 256 | 85 | 45 | 12,5 | 330 | 3 |
| **MGRX 380** | 22 | 160 | 260 | 136 | 258 | 90 | 115 | 166 | 350 | 110 | 59 | 14,5 | 380 | 4 |
| **MGRX 430** | 22 | 160 | 300 | 136 | 280 | 75 | 140 | 190 | 378 | 110 | 59 | 14,5 | 430 | 4 |
| **MGRX 500** | 22 | 212 | 360 | 170 | 316 | 151 | 98 | 218 | 410 | 135 | 63 | 18,5 | 500 | 5 |

# MOTOR TİPLERİNE GÖRE MGR SEÇİM TABLOSU
## *SELECTION DIAGRAM OF MOTOR SLIDES ACCORDING TO THE MOTOR TYPES*

| MOTOR GÜCÜ *MOTOR POWER* KW | MOTOR TİPİ *MOTOR TYPE* | DEVİR SAYISI RPM | MİL ÇAPI *SHAFT* DIA. D | MGR TİPİ *MGR TYPE* |
|---|---|---|---|---|
| **0,06** | 56 M | 1500 | 9 | MGR 210 |
| **0,09** | 71 M | 750 | 14 | MGR 260 |
| | 56 M | 1500 | 9 | MGR 210 |
| | 56 M | 3000 | 9 | MGR 210 |
| **0,12** | 71 M | 750 | 14 | MGR 260 |
| | 63 M | 1500 | 11 | MGR 210 |
| | 56 M | 3000 | 9 | MGR 210 |
| **0,18** | 80 M | 750 | 19 | MGR 260 |
| | 63 M | 1500 | 11 | MGR 210 |
| | 63 M | 3000 | 11 | MGR 210 |
| **0,25** | 80 M | 750 | 19 | MGR 260 |
| | 71 M | 1000 | 14 | MGR 260 |
| | 71 M | 1500 | 14 | MGR 260 |
| | 63 M | 3000 | 11 | MGR 210 |
| **0,37** | 90 S | 750 | 24 | MGR 260 |
| | 80 M | 1000 | 19 | MGR 260 |
| | 71 M | 1500 | 14 | MGR 260 |
| | 71 M | 3000 | 14 | MGR 260 |
| **0,55** | 90 L | 750 | 24 | MGR 280 |
| | 80 M | 1000 | 19 | MGR 260 |
| | 80 M | 1500 | 19 | MGR 260 |
| | 71 M | 3000 | 14 | MGR 260 |
| **0,75** | 100 L | 750 | 28 | MGR 330 |
| | 90 S | 1000 | 24 | MGR 260 |
| | 80 M | 1500 | 19 | MGR 260 |
| | 80 M | 3000 | 19 | MGR 260 |
| **1,1** | 100 L | 750 | 28 | MGR 330 |
| | 90 L | 1000 | 24 | MGR 280 |
| | 90 S | 1500 | 24 | MGR 260 |
| | 80 M | 3000 | 19 | MGR 260 |

| MOTOR GÜCÜ *MOTOR POWER* KW | MOTOR TİPİ *MOTOR TYPE* | DEVİR SAYISI RPM | MİL ÇAPI *SHAFT* DIA. D | MGR TİPİ *MGR TYPE* |
|---|---|---|---|---|
| **1,5** | 112 M | 750 | 28 | MGR 330 |
| | 100 L | 1000 | 28 | MGR 330 |
| | 90 L | 1500 | 24 | MGR 280 |
| | 90 S | 3000 | 24 | MGR 260 |
| **2,2** | 132 S | 750 | 38 | MGR 380 |
| | 112 M | 1000 | 28 | MGR 330 |
| | 100 L | 1500 | 28 | MGR 330 |
| | 90 L | 3000 | 24 | MGR 280 |
| **3** | 132 M | 750 | 38 | MGR 380 |
| | 132 S | 1000 | 38 | MGR 380 |
| | 100 H | 1500 | 28 | MGR 330 |
| | 100 L | 3000 | 28 | MGR 330 |
| **4** | 160 M | 750 | 42 | MGR 380 |
| | 132 M | 1000 | 38 | MGR 380 |
| | 112 M | 1500 | 28 | MGR 330 |
| | 112 M | 3000 | 28 | MGR 330 |
| **5,5** | 160 M | 750 | 42 | MGR 380 |
| | 132 H | 1000 | 38 | MGR 380 |
| | 132 S | 1500 | 38 | MGR 380 |
| | 132 S | 3000 | 38 | MGR 380 |
| **7,5** | 160 L | 750 | 42 | MGR 430 |
| | 160 M | 1000 | 42 | MGR 380 |
| | 132 M | 1500 | 38 | MGR 380 |
| | 132 S | 3000 | 38 | MGR 380 |
| **11** | 180 L | 750 | 48 | MGR 500 |
| | 160 L | 1000 | 42 | MGR 430 |
| | 160 M | 1500 | 42 | MGR 380 |
| | 160 M | 3000 | 42 | MGR 380 |

# MOTOR TİPLERİNE GÖRE MGR SEÇİM TABLOSU
## *SELECTION DIAGRAM OF MOTOR SLIDES ACCORDING TO THE MOTOR TYPES*

| MOTOR GÜCÜ *MOTOR POWER* KW | MOTOR TİPİ *MOTOR TYPE* | DEVİR SAYISI RPM | MİL ÇAPI *SHAFT* DIA. D | MGR TİPİ *MGR TYPE* |
|---|---|---|---|---|
| 15 | 200 L | 750 | 55 | MGR 500 |
| | 180 L | 1000 | 48 | MGR 500 |
| | 160 L | 1500 | 42 | MGR 430 |
| | 160 M | 3000 | 42 | MGR 380 |
| 18,5 | 225 M | 750 | 60 | MGR 650 |
| | 200 L | 1000 | 55 | MGR 500 |
| | 180 M | 1500 | 48 | MGR 430 |
| | 160 L | 3000 | 42 | MGR 430 |
| 22 | 200 L | 1000 | 55 | MGR 500 |
| | 180 L | 1500 | 48 | MGR 500 |
| | 180 M | 3000 | 48 | MGR 430 |
| 30 | 250 M | 750 | 65 | MGR 650 |
| | 200 L | 1500 | 55 | MGR 500 |
| | 200 L | 3000 | 55 | MGR 500 |
| 37 | 280 S | 750 | 75 | MGR 650 |
| | 250 M | 1000 | 65 | MGR 650 |
| | 200 L | 3000 | 55 | MGR 500 |
| 45 | 280 M | 750 | 75 | MGR 650 |
| | 280 S | 1000 | 75 | MGR 650 |
| 55 | 315 S | 750 | 85 | MGR 750 |
| | 280 M | 1000 | 75 | MGR 650 |
| | 250 M | 1500 | 65 | MGR 650 |
| | 250 M | 3000 | 60 | MGR 650 |
| 75 | 315 M | 750 | 85 | MGR 750 |
| | 315 S | 1000 | 85 | MGR 750 |
| | 250 M | 1500 | 65 | MGR 650 |
| | 280 S | 3000 | 65 | MGR 650 |

| MOTOR GÜCÜ *MOTOR POWER* KW | MOTOR TİPİ *MOTOR TYPE* | DEVİR SAYISI RPM | MİL ÇAPI *SHAFT* DIA. D | MGR TİPİ *MGR TYPE* |
|---|---|---|---|---|
| 90 | 315 M | 750 | 85 | MGR 750 |
| | 315 M | 1000 | 85 | MGR 750 |
| | 280 M | 1500 | 75 | MGR 650 |
| | 280 M | 3000 | 65 | MGR 650 |
| 110 | 315 L | 750 | 85 | MGR 900 |
| | 315 M | 1000 | 85 | MGR 750 |
| | 315 S | 1500 | 85 | MGR 750 |
| | 315 S | 3000 | 65 | MGR 750 |
| 132 | 315 L / 355 M | 750 | 85/100 | MGR 900 |
| | 315 L | 1000 | 85 | MGR 900 |
| | 315 M | 1500 | 85 | MGR 750 |
| | 315 M | 3000 | 65 | MGR 750 |
| 160 | 355 M | 750 | 100 | MGR 900 |
| | 315 L / 355 M | 1000 | 85/100 | MGR 900 |
| | 315 M | 1500 | 85 | MGR 750 |
| | 315 M | 3000 | 65 | MGR 750 |
| 185 | 315 L | 1500 | 85 | MGR 900 |
| | 315 L | 3000 | 65 | MGR 900 |
| 200 | 355 M | 750 | 100 | MGR 900 |
| | 355 M | 1000 | 100 | MGR 900 |
| | 315 L | 1500 | 85 | MGR 900 |
| | 315 L | 3000 | 65 | MGR 900 |
| 250 | 355 L | 750 | 100 | MGR 900 |
| | 355 M | 1000 | 100 | MGR 900 |
| | 355 M | 1500 | 100 | MGR 900 |
| | 315 L | 3000 | 65 | MGR 900 |

# ZİNCİR DİŞLİLER

# *SPROCKETS*




GÜLÖZ

# ZİNCİR DİŞLİLER
# *SPROCKETS*

## PİLOT ZİNCİR DİŞLİLER
*PILOT BORE SPROCKETS*

- **04B (6 mm) HATVELİ PİLOT ZİNCİR DİŞLİLER**
  *04B (6 mm) PITCH PILOT BORE SPROCKETS*
- **05B (8 mm) HATVELİ PİLOT ZİNCİR DİŞLİLER**
  *05B (8 mm) PITCH PILOT BORE SPROCKETS*
- **06B (3/8") HATVELİ PİLOT ZİNCİR DİŞLİLER**
  *06B (3/8") PITCH PILOT BORE SPROCKETS*
- **08B (1/2") HATVELİ PİLOT ZİNCİR DİŞLİLER**
  *08B (1/2") PITCH PILOT BORE SPROCKETS*
- **10B (5/8") HATVELİ PİLOT ZİNCİR DİŞLİLER**
  *10B (5/8") PITCH PILOT BORE SPROCKETS*
- **12B (3/4") HATVELİ PİLOT ZİNCİR DİŞLİLER**
  *12B (3/4") PITCH PILOT BORE SPROCKETS*
- **16B (1") HATVELİ ZİNCİR DİŞLİLER**
  *16B (1") PITCH PILOT BORE SPROCKETS*
- **20B (1 1/4") HATVELİ ZİNCİR DİŞLİLER**
  *20B (1 1/4") PITCH PILOT BORE SPROCKETS*
- **24B (1 1/2") HATVELİ ZİNCİR DİŞLİLER**
  *24B (1 1/2") PITCH PILOT BORE SPROCKETS*
- **28B (1 3/4") HATVELİ ZİNCİR DİŞLİLER**
  *28B (1 3/4") PITCH PILOT BORE SPROCKET*
- **32B (2") HATVELİ ZİNCİR DİŞLİLER**
  *32B (2") PITCH PILOT BORE SPROCKET*

## BURÇLU ZİNCİR DİŞLİLER
*SPROCKETS FOR TAPER BUSHES*

- **06B (3/8") ADIMLI BURÇLU ZİNCİR DİŞLİLER**
  *06B (3/8") PITCH SPROCKETS FOR TAPER BUSHES*
- **08B (1/2") ADIMLI BURÇLU ZİNCİR DİŞLİLER**
  *08B (1/2") PITCH SPROCKETS FOR TAPER BUSHES*
- **10B (5/8")ADIMLI BURÇLU ZİNCİR DİŞLİLER**
  *10B (5/8") PITCH SPROCKETS FOR TAPER BUSHES*
- **12B (3/4") ADIMLI BURÇLU ZİNCİR DİŞLİLER**
  *12B (3/4") PITCH SPROCKETS FOR TAPER BUSHES*
- **16B (1") ADIMLI BURÇLU ZİNCİR DİŞLİLER**
  *16B (1") PITCH SPROCKETS FOR TAPER BUSHES*

- 04 B1 (6 mm) adımlı tek sıra zincir dişliler.
- 05 B1 ve 05 B2 (8 mm) adımlı tek ve çift sıra zincir dişliler.
- 06 B1 ve 06 B2 (3/8") adımlı tek ve çift sıra zincir dişliler.
- 08 B1 ve 08 B2 (1/2") adımlı tek ve çift sıra zincir dişliler.
- 10 B1 ve 10 B2 (5/8") adımlı tek ve çift sıra zincir dişliler.
- 12 B1 ve 12 B2 (3/4") adımlı tek ve çift sıra zincir dişliler.
- 16 B1 ve 16 B2 (1") adımlı tek ve çift sıra zincir dişliler.
- 20 B1 ve 20 B2 (1 $^{1}/_{2}$") adımlı tek ve çift sıra zincir dişliler.
- 24 B1 ve 24 B2 (1 $^{1}/_{2}$") adımlı tek ve çift sıra zincir dişliler.

**Diş Sayıları:** İhtiyacınız olan diş sayısı verilir.

- 04 B1(6 mm) pitch simplex sprockets.
- 05 B1 and 05 B2 (8 mm) pitch simplex and duplex sprockets.
- 06 B1 and 06 B2 (3/8") pitch simplex and duplex sprockets.
- 08 B1 and 08 B2 (1/2") pitch simplex and duplex sprockets.
- 10 B1 and 10 B2 (5/8") pitch simplex and duplex sprockets.
- 12 B1 and 12 B2 (3/4") pitch simplex and duplex sprockets.
- 16 B1 and 16 B2 (1") pitch simplex and duplex sprockets.
- 20 B1 and 20 B2 (1 $^{1}/_{2}$") pitch simplex and duplex sprockets.
- 24 B1 and 24 B2 (1 $^{1}/_{2}$") pitch simplex and duplex sprockets.

**Teeth Numbers:** The demanded number of teeth can be selected.

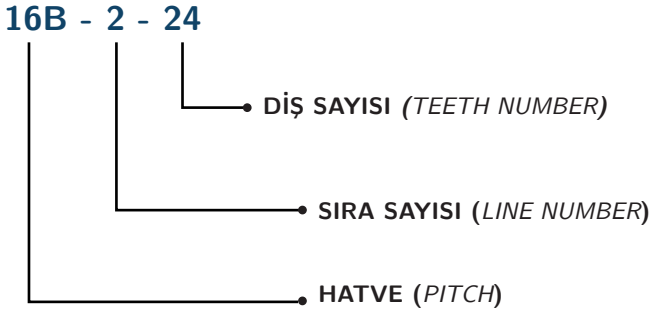

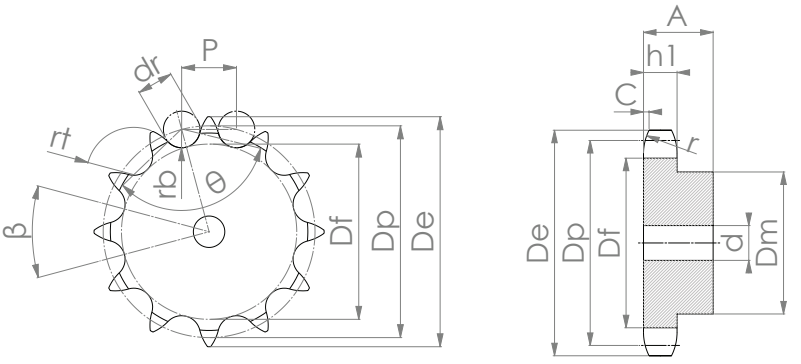


$$Dp = \frac{P}{\sin(\beta/2)}$$

$$\frac{\beta}{2} = \frac{180°}{Z}$$

$$Df = Dp - dr$$

$$De\ min = Dp + 0,5\ dr \qquad De\ max = Dp + 0,8\ dr$$

$$rb\ min = 0,505\ dr \qquad rb\ max = 0,505\ dr + 0,069\ \sqrt[3]{dr}$$

$$rt\ min = 0,12\ dr\ (Z + 2) \qquad rt\ max = 0,008\ dr\ (Z^2 + 180)$$

$$\theta\ min = 140° - \frac{90°}{Z} \qquad \theta\ max = 120° - \frac{90°}{Z}$$

$Dp$ = anma çapı/*pitch diameter*

$P$ = zincir hatvesi/*chain pitch*

$\beta$ = hatve açısı/*pitch angle*

$Z$ = diş sayısı/*number of teeth*

$Df$ = diş dibi çapı/*bottom-land diameter*

$dr$ = makara çapı/*roller diameter*

$De$ = dış çap/*outer diameter*

$rb$ = makara yatağı yarıçapı/*radius of the roller seat*

$rt$ = diş yanak yarıçapı/*radius of the tooth flank*

$\theta$ = makara yataklama açısı/*angle of the roller seat*

$$h1 = 0,968\ L$$

$$0,1\ P \leq C \leq 0,15\ P$$

$$r \geq P$$

$h1$ = diş genişliği/*tooth width*

$L$ = zincir iç genişliği/*inner width of the chain*

$C$ = diş yanak yarıçap derinliği/*release of the tooth flank*

$r$ = diş başı yarıçapı/*radius of the tooth head*

| Diş Genişliği / *Tooth Width* | | P≤12,7 | P≥12,7 |
|---|---|---|---|
| **h1** | Tek sıra /Simplex | 0,93 L | 0,95 L |
| | Çift sıra / Duplex | 0,91 L | 0,93 L |
| | Üç sıra/ Triplex | 0,88 L | 0,93 L |

$$Dm\ max = Dp - e\ dr$$

$Dm$ = fatura çapı/*hub diameter*

$e$ = tablodan/*in table*

| Hatve /Pitch | 6 mm | 8 mm | 3/8" | 1/2" | 5/8" | 3/4" | 1" | 1 1/4" | 1 1/2" | 1 3/4" | 2" |
|---|---|---|---|---|---|---|---|---|---|---|---|
| e | 1,45 | 1,62 | 1,48 | 1,53 | 1,60 | 1,54 | 1,52 | 1,53 | 1,49 | 1,50 | 1,70 |

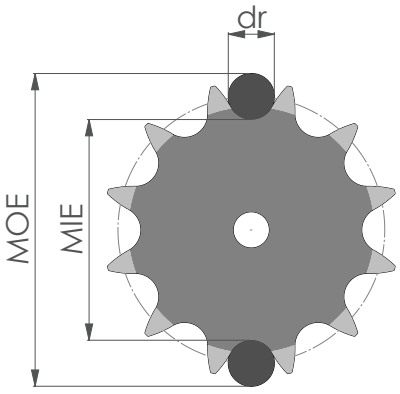


Diş sayısı çift
Even number of teeth

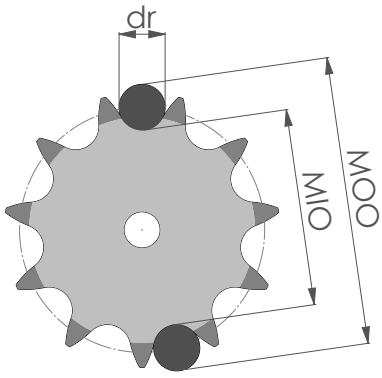


Diş sayısı tek
Odd number of teeth

$$MOE = Dp + dr$$

$$MIE = Df$$

$$MOO = DP\ \cos\frac{90°}{Z} + dr$$

$$MIO = Df\ \cos\frac{90°}{Z}$$

$MOE$ = çift diş sayısı için pim üstü çapı/*over pin diameter for even number of teeth*

$MOO$ = tek diş sayısı için pim üstü çapı/*over pin diameter for odd number of teeth*

$MIE$ = çift diş sayısı için diş dibi çapı/*bottom-land diameter for even number of teeth*

$MIO$ = tek diş sayısı için diş dibi çapı/*bottom-land diameter for odd number of teeth*

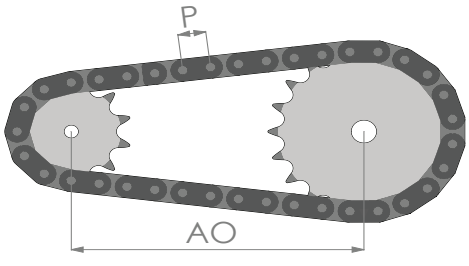


$$CL = \frac{P(Z1+Z2)}{2} + \frac{\sqrt{4\pi^2 AO^2 - P^2(Z1-Z2)^2}}{\pi} + \frac{P|Z1-Z2|}{\pi}\arctan\left[\frac{P|Z1-Z2|}{\sqrt{4\pi^2 AO^2 - P^2(Z1-Z2)^2}}\right]$$

$\frac{CL}{P}$ = Tam sayı olmalı/*Must be an integer*

$CL$ = zincir boyu/*chain length*

$P$ = hatve/*pitch*

$Z1$ = dişli 1 diş sayısı/*number of teeth of sprocket 1*

$Z2$ = dişli 2 diş sayısı/*number of teeth of sprocket 2*

$AO$ = eksenler arası mesafe/*axle offset*

# Pilot Zincir Dişliler

*Pilot Bore Sprockets*




GÜLÖZ

# 04B (6 mm) HATVELİ PİLOT ZİNCİR DİŞLİLER
## *04B (6 mm) PITCH PILOT BORE SPROCKETS*

| DİŞLİ ÖLÇÜLER *SPROCKET DIMENSIONS* | | | | | ZİNCİR ÖLÇÜLERİ *CHAIN DIMENSIONS* | | | DIN 8187 ISO/R 606 |
|---|---|---|---|---|---|---|---|---|
| h1 | h2 | C | r | s | P HATVE *PITCH* | L İÇ GENİŞLİK *INTERNAL WIDTH* | dr MAKARA ÇAPI *ROLLER DIAMETER* | |
| 2,60 | - | 0,70 | 6,00 | - | 6,00 | 2,80 | 4,00 | [mm] |

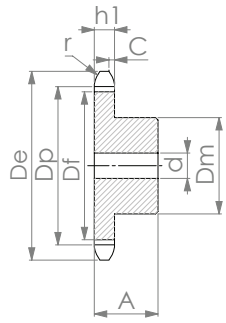


*TEK SIRA*
*SİMPLEX*

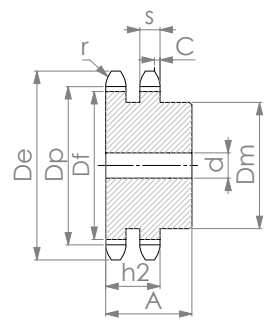


ÇİFT SIRA
*DUPLEX*

**04B -1** **6 mm**

**TEK VE ÇİFT SIRA ZİNCİR DİŞLİLER**
*SIMPLEX AND DUPLEX SPROCKETS*

| MALZEME *MATERIAL* | TEK SIRA / *SIMPLEX* KOD *CODE* | Dm | d | A | DİŞ SAYISI *N. OF TEETH* | De | Dp | Df | Dm max |
|---|---|---|---|---|---|---|---|---|---|
| 1040 | 04B-1-08 | 9,8 | 5 | 10 | 8 | 18,00 | 15,68 | 11,68 | 9,88 |
| | 04B-1-09 | 11,5 | 5 | 10 | 9 | 19,90 | 17,54 | 13,54 | 11,74 |
| | 04B-1-10 | 13 | 6 | 10 | 10 | 21,70 | 19,42 | 15,42 | 13,62 |
| | 04B-1-11 | 14 | 6 | 10 | 11 | 23,60 | 21,30 | 17,30 | 15,50 |
| | 04B-1-12 | 16 | 6 | 10 | 12 | 25,40 | 23,18 | 19,18 | 17,38 |
| | 04B-1-13 | 18 | 8 | 10 | 13 | 27,30 | 25,07 | 21,07 | 19,27 |
| | 04B-1-14 | 20 | 8 | 10 | 14 | 29,20 | 26,96 | 22,96 | 21,16 |
| | 04B-1-15 | 20 | 8 | 10 | 15 | 31,00 | 28,86 | 24,86 | 23,06 |
| | 04B-1-16 | 20 | 8 | 13 | 16 | 33,00 | 30,75 | 26,75 | 24,95 |
| | 04B-1-17 | 20 | 8 | 13 | 17 | 35,00 | 32,65 | 28,65 | 26,85 |
| | 04B-1-18 | 20 | 8 | 13 | 18 | 36,90 | 34,55 | 30,55 | 28,75 |
| | 04B-1-19 | 20 | 8 | 13 | 19 | 38,80 | 36,45 | 32,45 | 30,65 |
| | 04B-1-20 | 20 | 8 | 13 | 20 | 40,70 | 38,35 | 34,35 | 32,55 |
| | 04B-1-21 | 25 | 8 | 13 | 21 | 42,60 | 40,26 | 36,26 | 34,46 |
| | 04B-1-22 | 25 | 8 | 13 | 22 | 44,50 | 42,16 | 38,16 | 36,36 |
| | 04B-1-23 | 25 | 8 | 13 | 23 | 46,40 | 44,06 | 40,06 | 38,26 |
| | 04B-1-24 | 25 | 8 | 13 | 24 | 48,30 | 45,97 | 41,97 | 40,17 |
| | 04B-1-25 | 25 | 8 | 13 | 25 | 50,20 | 47,87 | 43,87 | 42,07 |
| | 04B-1-26 | 30 | 8 | 15 | 26 | 51,20 | 49,78 | 45,78 | 43,98 |
| | 04B-1-27 | 30 | 8 | 15 | 27 | 54,00 | 51,68 | 47,68 | 45,88 |
| | 04B-1-28 | 30 | 8 | 15 | 28 | 55,90 | 53,59 | 49,59 | 47,79 |
| | 04B-1-29 | 30 | 8 | 15 | 29 | 57,80 | 55,49 | 51,49 | 49,69 |
| | 04B-1-30 | 30 | 8 | 15 | 30 | 59,80 | 57,40 | 53,40 | 51,60 |
| | 04B-1-31 | 30 | 8 | 15 | 31 | 61,70 | 59,31 | 55,31 | 53,51 |
| | 04B-1-32 | 30 | 8 | 15 | 32 | 63,60 | 61,21 | 57,21 | 55,41 |
| | 04B-1-33 | 30 | 8 | 15 | 33 | 65,50 | 63,12 | 59,12 | 57,32 |
| | 04B-1-34 | 30 | 8 | 15 | 34 | 67,40 | 65,03 | 61,03 | 59,23 |
| | 04B-1-35 | 30 | 8 | 15 | 35 | 69,30 | 66,93 | 62,93 | 61,13 |
| | 04B-1-36 | 30 | 8 | 15 | 36 | 71,20 | 68,84 | 64,84 | 63,04 |
| | 04B-1-37 | 30 | 8 | 15 | 37 | 73,10 | 70,75 | 66,75 | 64,95 |
| | 04B-1-38 | 30 | 8 | 15 | 38 | 75,00 | 72,66 | 68,66 | 66,86 |
| | 04B-1-39 | 30 | 8 | 15 | 39 | 76,90 | 74,57 | 70,57 | 68,77 |
| | 04B-1-40 | 30 | 8 | 15 | 40 | 78,90 | 76,47 | 72,47 | 70,67 |
| | 04B-1-45 | 40 | 10 | 18 | 45 | 88,50 | 86,01 | 82,01 | 80,21 |
| | 04B-1-50 | 50 | 12 | 20 | 50 | 98,00 | 95,56 | 91,56 | 89,76 |
| | 04B-1-57 | 50 | 12 | 20 | 57 | 111,40 | 108,92 | 104,92 | 103,12 |

# 05B (8 mm) HATVELİ PİLOT ZİNCİR DİŞLİLER
## *05B (8 mm) PITCH PILOT BORE SPROCKETS*

| DİŞLİ ÖLÇÜLER *SPROCKET DIMENSIONS* | | | | | ZİNCİR ÖLÇÜLERİ *CHAIN DIMENSIONS* | | | DIN 8187 ISO/R 606 |
|---|---|---|---|---|---|---|---|---|
| h1 | h2 | C | r | s | P HATVE *PITCH* | L İÇ GENİŞLİK *INTERNAL WIDTH* | dr MAKARA ÇAPI *ROLLER DIAMETER* | |
| 2,80 | 8,30 | 1,00 | 8,00 | 2,70 | 8,00 | 3,00 | 5,00 | [mm] |

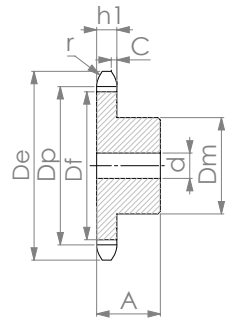


*TEK SIRA*
*SİMPLEX*

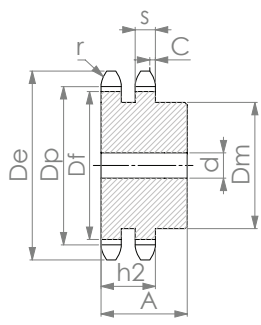


ÇİFT SIRA
*DUPLEX*

**05B -1-2** **8 mm**

**TEK VE ÇİFT SIRA ZİNCİR DİŞLİLER**
*SIMPLEX AND DUPLEX SPROCKETS*

| TEK SIRA / *SIMPLEX* | | | | | ÇİFT SIRA / *DUPLEX* | | | | | DİŞ SAYISI *N. OF TEETH* | De | Dp | Df | Dm max |
|---|---|---|---|---|---|---|---|---|---|---|---|---|---|---|
| MALZEME *MATERIAL* | KOD *CODE* | Dm | d | A | MALZEME *MATERIAL* | KOD *CODE* | Dm | d | A | | | | | |
| C 45 | 05B-1-08 | 13 | 6 | 12 | C 45 | 05B-2-08 | 12 | 8 | 18 | 8 | 24,00 | 20,91 | 15,91 | 12,8 |
| | 05B-1-09 | 15 | 6 | 12 | | 05B-2-09 | 15 | 8 | 18 | 9 | 26,60 | 23,39 | 18,39 | 15,3 |
| | 05B-1-10 | 17 | 8 | 12 | | 05B-2-10 | 17 | 8 | 18 | 10 | 29,20 | 25,89 | 20,89 | 17,8 |
| | 05B-1-11 | 18 | 8 | 13 | | 05B-2-11 | 19 | 10 | 18 | 11 | 31,70 | 28,40 | 23,40 | 20,3 |
| | 05B-1-12 | 20 | 8 | 13 | | 05B-2-12 | 21 | 10 | 18 | 12 | 34,20 | 30,91 | 25,91 | 22,8 |
| | 05B-1-13 | 23 | 8 | 13 | | 05B-2-13 | 24 | 10 | 18 | 13 | 36,70 | 33,43 | 28,43 | 25,3 |
| | 05B-1-14 | 25 | 8 | 13 | | 05B-2-14 | 26 | 10 | 18 | 14 | 39,20 | 35,95 | 30,95 | 27,9 |
| | 05B-1-15 | 28 | 8 | 13 | | 05B-2-15 | 29 | 10 | 18 | 15 | 41,70 | 38,48 | 33,48 | 30,4 |
| | 05B-1-16 | 30 | 8 | 14 | | 05B-2-16 | 32 | 10 | 20 | 16 | 44,30 | 41,01 | 36,01 | 32,9 |
| | 05B-1-17 | 30 | 8 | 14 | | 05B-2-17 | 34 | 10 | 20 | 17 | 46,80 | 43,54 | 38,54 | 35,4 |
| | 05B-1-18 | 30 | 8 | 14 | | 05B-2-18 | 37 | 10 | 20 | 18 | 49,30 | 46,07 | 41,07 | 38,0 |
| | 05B-1-19 | 30 | 8 | 14 | | 05B-2-19 | 39 | 10 | 20 | 19 | 51,90 | 48,60 | 43,60 | 40,5 |
| | 05B-1-20 | 30 | 8 | 14 | | 05B-2-20 | 40 | 10 | 20 | 20 | 54,40 | 51,14 | 46,14 | 43,0 |
| | 05B-1-21 | 35 | 8 | 14 | | 05B-2-21 | 40 | 10 | 20 | 21 | 57,00 | 53,68 | 48,68 | 45,6 |
| | 05B-1-22 | 35 | 8 | 14 | | 05B-2-22 | 40 | 10 | 20 | 22 | 59,50 | 56,21 | 51,21 | 48,1 |
| | 05B-1-23 | 35 | 8 | 14 | | 05B-2-23 | 40 | 10 | 20 | 23 | 62,00 | 58,75 | 53,75 | 50,7 |
| | 05B-1-24 | 35 | 8 | 14 | | 05B-2-24 | 40 | 10 | 20 | 24 | 64,60 | 61,29 | 56,29 | 53,2 |
| | 05B-1-25 | 35 | 8 | 14 | | 05B-2-25 | 40 | 10 | 20 | 25 | 67,50 | 63,83 | 58,83 | 55,7 |
| | 05B-1-26 | 40 | 10 | 16 | | 05B-2-26 | 50 | 12 | 22 | 26 | 69,50 | 66,37 | 61,37 | 58,3 |
| | 05B-1-27 | 40 | 10 | 16 | | 05B-2-27 | 50 | 12 | 22 | 27 | 72,20 | 68,91 | 63,91 | 60,8 |
| | 05B-1-28 | 40 | 10 | 16 | | 05B-2-28 | 50 | 12 | 22 | 28 | 74,80 | 71,45 | 66,45 | 63,4 |
| | 05B-1-29 | 40 | 10 | 16 | | 05B-2-29 | 50 | 12 | 22 | 29 | 77,30 | 73,99 | 68,99 | 65,9 |
| | 05B-1-30 | 40 | 10 | 16 | | 05B-2-30 | 50 | 12 | 22 | 30 | 79,80 | 76,53 | 71,53 | 68,4 |
| | 05B-1-31 | 40 | 10 | 16 | | 05B-2-31 | 60 | 12 | 22 | 31 | 82,40 | 79,08 | 74,08 | 71,0 |
| | 05B-1-32 | 40 | 10 | 16 | | 05B-2-32 | 60 | 12 | 22 | 32 | 84,90 | 81,62 | 76,62 | 73,5 |
| | 05B-1-33 | 40 | 10 | 16 | | 05B-2-33 | 60 | 12 | 22 | 33 | 87,50 | 84,16 | 79,16 | 76,1 |
| | 05B-1-34 | 40 | 10 | 16 | | 05B-2-34 | 60 | 12 | 22 | 34 | 90,00 | 86,70 | 81,70 | 78,6 |
| | 05B-1-35 | 40 | 10 | 16 | | 05B-2-35 | 60 | 12 | 22 | 35 | 92,50 | 89,25 | 84,25 | 81,1 |
| | 05B-1-36 | 40 | 10 | 16 | | 05B-2-36 | 60 | 12 | 22 | 36 | 95,00 | 91,79 | 86,79 | 83,7 |
| | 05B-1-37 | 40 | 10 | 16 | | 05B-2-37 | 60 | 12 | 22 | 37 | 97,60 | 94,33 | 89,33 | 86,2 |
| | 05B-1-38 | 40 | 10 | 16 | | 05B-2-38 | 60 | 12 | 22 | 38 | 100,20 | 96,88 | 91,88 | 88,8 |
| | 05B-1-39 | 40 | 10 | 16 | | 05B-2-39 | 60 | 12 | 22 | 39 | 102,70 | 99,42 | 94,42 | 91,3 |
| | 05B-1-40 | 40 | 10 | 16 | | 05B-2-40 | 60 | 12 | 22 | 40 | 105,30 | 101,96 | 96,96 | 93,9 |
| | 05B-1-45 | 60 | 12 | 20 | | 05B-2-45 | 78 | 12 | 38 | 45 | 118,00 | 114,68 | 109,68 | 106,6 |

# 06B (3/8") HATVELİ PİLOT ZİNCİR DİŞLİLER
## *06B (3/8") PITCH PILOT BORE SPROCKETS*

| DİŞLİ ÖLÇÜLER *SPROCKET DIMENSIONS* | | | | | ZİNCİR ÖLÇÜLERİ *CHAIN DIMENSIONS* | | | DIN 8187 ISO/R 606 |
|---|---|---|---|---|---|---|---|---|
| h1 | h2 | C | r | s | P HATVE *PITCH* | L İÇ GENİŞLİK *INTERNAL WIDTH* | dr MAKARA ÇAPI *ROLLER DIAMETER* | |
| 5,30 | 15,40 | 1,00 | 10,00 | 5,20 | 9,525 | 5,72 | 6,35 | [mm] |

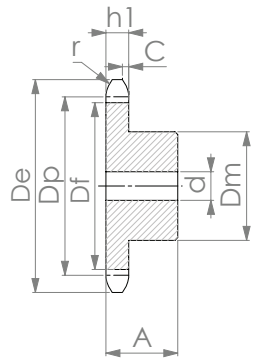


*TEK SIRA*
*SİMPLEX*

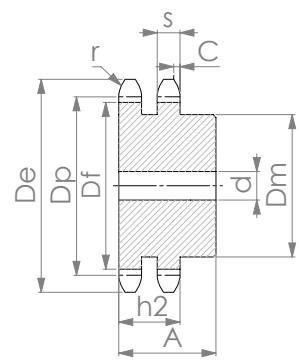


ÇİFT SIRA
*DUPLEX*

**06B -1-2** **3/8" (9,525)**

**TEK VE ÇİFT SIRA ZİNCİR DİŞLİLER**
*SIMPLEX AND DUPLEX SPROCKETS*

| TEK SIRA / *SIMPLEX* | | | | | ÇİFT SIRA / *DUPLEX* | | | | | DİŞ SAYISI *N. OF TEETH* | De | Dp | Df | Dm max |
|---|---|---|---|---|---|---|---|---|---|---|---|---|---|---|
| MALZEME *MATERIAL* | KOD *CODE* | Dm | d | A | MALZEME *MATERIAL* | KOD *CODE* | Dm | d | A | | | | | |
| C 45 | 06B-1-08 | 15 | 8 | 22 | C 45 | 06B-2-08 | 15 | 6 | 22 | 8 | 28,00 | 24,89 | 18,54 | 15,5 |
| | 06B-1-09 | 18 | 8 | 22 | | 06B-2-09 | 18 | 8 | 22 | 9 | 31,00 | 27,85 | 21,50 | 18,5 |
| | 06B-1-10 | 20 | 8 | 22 | | 06B-2-10 | 20 | 8 | 22 | 10 | 34,00 | 30,82 | 24,47 | 21,4 |
| | 06B-1-11 | 22 | 8 | 25 | | 06B-2-11 | 22 | 10 | 25 | 11 | 37,00 | 33,81 | 27,46 | 24,4 |
| | 06B-1-12 | 25 | 8 | 25 | | 06B-2-12 | 25 | 10 | 25 | 12 | 40,00 | 36,80 | 30,45 | 27,4 |
| | 06B-1-13 | 28 | 10 | 25 | | 06B-2-13 | 28 | 10 | 25 | 13 | 43,00 | 39,80 | 33,45 | 30,4 |
| | 06B-1-14 | 31 | 10 | 25 | | 06B-2-14 | 31 | 10 | 25 | 14 | 46,30 | 42,80 | 36,45 | 33,4 |
| | 06B-1-15 | 34 | 10 | 25 | | 06B-2-15 | 34 | 10 | 25 | 15 | 49,30 | 45,81 | 39,46 | 36,4 |
| | 06B-1-16 | 37 | 10 | 28 | | 06B-2-16 | 37 | 12 | 30 | 16 | 52,30 | 48,82 | 42,47 | 39,4 |
| | 06B-1-17 | 40 | 10 | 28 | | 06B-2-17 | 40 | 12 | 30 | 17 | 55,30 | 51,84 | 45,49 | 42,4 |
| | 06B-1-18 | 43 | 10 | 28 | | 06B-2-18 | 43 | 12 | 30 | 18 | 58,30 | 54,85 | 48,50 | 45,5 |
| | 06B-1-19 | 45 | 10 | 28 | | 06B-2-19 | 46 | 12 | 30 | 19 | 61,30 | 57,87 | 51,52 | 48,5 |
| | 06B-1-20 | 46 | 10 | 28 | | 06B-2-20 | 49 | 12 | 30 | 20 | 64,30 | 60,89 | 54,54 | 51,5 |
| | 06B-1-21 | 48 | 12 | 28 | | 06B-2-21 | 52 | 12 | 30 | 21 | 68,00 | 63,91 | 57,56 | 54,5 |
| | 06B-1-22 | 50 | 12 | 28 | | 06B-2-22 | 55 | 12 | 30 | 22 | 71,00 | 66,93 | 60,58 | 57,5 |
| | 06B-1-23 | 52 | 12 | 28 | | 06B-2-23 | 58 | 12 | 30 | 23 | 73,50 | 69,95 | 63,60 | 60,6 |
| | 06B-1-24 | 54 | 12 | 28 | | 06B-2-24 | 61 | 12 | 30 | 24 | 77,00 | 72,97 | 66,62 | 63,6 |
| | 06B-1-25 | 57 | 12 | 28 | | 06B-2-25 | 64 | 12 | 30 | 25 | 80,00 | 76,00 | 69,65 | 66,6 |
| | 06B-1-26 | 60 | 12 | 28 | | 06B-2-26 | 67 | 12 | 30 | 26 | 83,00 | 79,02 | 72,67 | 69,6 |
| | 06B-1-27 | 60 | 12 | 28 | | 06B-2-27 | 70 | 12 | 30 | 27 | 86,00 | 82,05 | 75,70 | 72,6 |
| | 06B-1-28 | 60 | 12 | 28 | | 06B-2-28 | 73 | 12 | 30 | 28 | 89,00 | 85,07 | 78,72 | 75,7 |
| | 06B-1-29 | 60 | 12 | 28 | | 06B-2-29 | 76 | 12 | 30 | 29 | 92,00 | 88,10 | 81,75 | 78,7 |
| | 06B-1-30 | 60 | 12 | 30 | | 06B-2-30 | 79 | 12 | 30 | 30 | 94,70 | 91,12 | 84,77 | 81,7 |
| | 06B-1-31 | 65 | 14 | 30 | | 06B-2-31 | 80 | 16 | 30 | 31 | 98,30 | 94,15 | 87,80 | 84,8 |
| | 06B-1-32 | 65 | 14 | 30 | | 06B-2-32 | 80 | 16 | 30 | 32 | 101,30 | 97,18 | 90,83 | 87,8 |
| | 06B-1-33 | 65 | 14 | 30 | | 06B-2-33 | 80 | 16 | 30 | 33 | 104,30 | 100,20 | 93,85 | 90,8 |
| | 06B-1-34 | 65 | 14 | 30 | | 06B-2-34 | 80 | 16 | 30 | 34 | 107,30 | 103,23 | 96,88 | 93,8 |
| | 06B-1-35 | 65 | 14 | 30 | | 06B-2-35 | 80 | 16 | 30 | 35 | 110,40 | 106,26 | 99,91 | 96,9 |
| | 06B-1-36 | 70 | 16 | 30 | | 06B-2-36 | 90 | 16 | 30 | 36 | 113,40 | 109,29 | 102,94 | 99,9 |
| | 06B-1-37 | 70 | 16 | 30 | | 06B-2-37 | 90 | 16 | 30 | 37 | 116,40 | 112,32 | 105,97 | 102,9 |
| | 06B-1-38 | 70 | 16 | 30 | | 06B-2-38 | 90 | 16 | 30 | 38 | 119,50 | 115,34 | 108,99 | 105,9 |
| | 06B-1-39 | 70 | 16 | 30 | | 06B-2-39 | 90 | 16 | 30 | 39 | 122,50 | 118,37 | 112,02 | 109,0 |
| | 06B-1-40 | 70 | 16 | 30 | | 06B-2-40 | 90 | 16 | 30 | 40 | 125,50 | 121,40 | 115,05 | 112,0 |
| | 06B-1-50 | 78 | 16 | 32 | | 06B-2-50 | 90 | 16 | 40 | 50 | 155,70 | 151,69 | 145,34 | 142,3 |
| | 06B-1-60 | 78 | 16 | 32 | | 06B-2-60 | 90 | 16 | 40 | 60 | 186,00 | 182,00 | 175,65 | 172,6 |
| | 06B-1-70 | 78 | 16 | 32 | | 06B-2-70 | 90 | 20 | 40 | 70 | 216,70 | 212,30 | 205,95 | 202,9 |
| | 06B-1-80 | 78 | 20 | 32 | | 06B-2-80 | 90 | 20 | 40 | 80 | 247,10 | 242,61 | 236,26 | 233,2 |

# 08B (1/2") HATVELİ PİLOT ZİNCİR DİŞLİLER
## *08B (1/2") PITCH PILOT BORE SPROCKETS*

| DİŞLİ ÖLÇÜLER *SPROCKET DIMENSIONS* | | | | | ZİNCİR ÖLÇÜLERİ *CHAIN DIMENSIONS* | | | DIN 8187 ISO/R 606 |
|---|---|---|---|---|---|---|---|---|
| h1 | h2 | C | r | s | P HATVE *PITCH* | L İÇ GENİŞLİK *INTERNAL WIDTH* | dr MAKARA ÇAPI *ROLLER DIAMETER* | |
| 7,20 | 21,00 | 1,30 | 13,00 | 7,00 | 12,70 | 7,75 | 8,51 | [mm] |

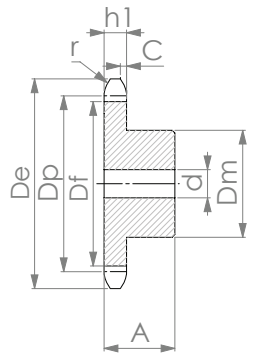


*TEK SIRA*
*SİMPLEX*

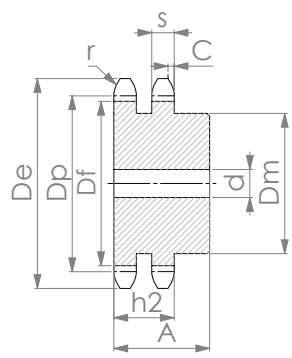


ÇİFT SIRA
*DUPLEX*

**08B -1-2** **1/2" (12,7)**

**TEK VE ÇİFT SIRA ZİNCİR DİŞLİLER**
*SIMPLEX AND DUPLEX SPROCKETS*

| TEK SIRA / *SIMPLEX* | | | | | ÇİFT SIRA / *DUPLEX* | | | | | DİŞ SAYISI *N. OF TEETH* | De | Dp | Df | Dm max |
|---|---|---|---|---|---|---|---|---|---|---|---|---|---|---|
| MALZEME *MATERIAL* | KOD *CODE* | Dm | d | A | MALZEME *MATERIAL* | KOD *CODE* | Dm | d | A | | | | | |
| C 45 | 08B-1-08 | 20 | 10 | 25 | C 45 | 08B-2-08 | 20 | 10 | 32 | 8 | 37,20 | 33,19 | 24,68 | 20,2 |
| | 08B-1-09 | 24 | 10 | 25 | | 08B-2-09 | 24 | 10 | 32 | 9 | 41,00 | 37,13 | 28,62 | 24,1 |
| | 08B-1-10 | 26 | 10 | 25 | | 08B-2-10 | 28 | 10 | 32 | 10 | 45,20 | 41,10 | 32,59 | 28,1 |
| | 08B-1-11 | 29 | 10 | 25 | | 08B-2-11 | 32 | 12 | 35 | 11 | 48,70 | 45,08 | 36,57 | 32,1 |
| | 08B-1-12 | 33 | 10 | 28 | | 08B-2-12 | 35 | 12 | 35 | 12 | 53,00 | 49,07 | 40,56 | 36,0 |
| | 08B-1-13 | 37 | 10 | 28 | | 08B-2-13 | 38 | 12 | 35 | 13 | 57,40 | 53,07 | 44,56 | 40,0 |
| | 08B-1-14 | 41 | 10 | 28 | | 08B-2-14 | 42 | 12 | 35 | 14 | 61,80 | 57,07 | 48,56 | 44,1 |
| | 08B-1-15 | 45 | 10 | 28 | | 08B-2-15 | 46 | 12 | 35 | 15 | 65,50 | 61,08 | 52,57 | 48,1 |
| | 08B-1-16 | 50 | 12 | 28 | | 08B-2-16 | 50 | 14 | 35 | 16 | 69,50 | 65,10 | 56,59 | 52,1 |
| | 08B-1-17 | 52 | 12 | 28 | | 08B-2-17 | 54 | 14 | 35 | 17 | 73,60 | 69,12 | 60,61 | 56,1 |
| | 08B-1-18 | 56 | 12 | 28 | | 08B-2-18 | 58 | 14 | 35 | 18 | 77,80 | 73,14 | 64,63 | 60,1 |
| | 08B-1-19 | 60 | 12 | 28 | | 08B-2-19 | 62 | 14 | 35 | 19 | 81,70 | 77,16 | 68,65 | 64,1 |
| | 08B-1-20 | 64 | 12 | 28 | | 08B-2-20 | 66 | 14 | 35 | 20 | 85,80 | 81,18 | 72,67 | 68,2 |
| | 08B-1-21 | 68 | 12 | 28 | | 08B-2-21 | 70 | 16 | 40 | 21 | 89,70 | 85,21 | 76,70 | 72,2 |
| | 08B-1-22 | 70 | 12 | 28 | | 08B-2-22 | 70 | 16 | 40 | 22 | 93,80 | 89,24 | 80,73 | 76,2 |
| | 08B-1-23 | 70 | 14 | 28 | | 08B-2-23 | 70 | 16 | 40 | 23 | 98,20 | 93,27 | 84,76 | 80,2 |
| | 08B-1-24 | 70 | 14 | 28 | | 08B-2-24 | 75 | 16 | 40 | 24 | 101,80 | 97,30 | 88,79 | 84,3 |
| | 08B-1-25 | 70 | 14 | 28 | | 08B-2-25 | 80 | 16 | 40 | 25 | 105,80 | 101,33 | 92,82 | 88,3 |
| | 08B-1-26 | 70 | 16 | 30 | | 08B-2-26 | 85 | 20 | 40 | 26 | 110,00 | 105,36 | 96,85 | 92,3 |
| | 08B-1-27 | 70 | 16 | 30 | | 08B-2-27 | 85 | 20 | 40 | 27 | 114,00 | 109,40 | 100,89 | 96,4 |
| | 08B-1-28 | 70 | 16 | 30 | | 08B-2-28 | 90 | 20 | 40 | 28 | 118,00 | 113,43 | 104,92 | 100,4 |
| | 08B-1-29 | 80 | 16 | 30 | | 08B-2-29 | 95 | 20 | 40 | 29 | 122,00 | 117,46 | 108,95 | 104,4 |
| | 08B-1-30 | 80 | 16 | 30 | | 08B-2-30 | 100 | 20 | 40 | 30 | 126,10 | 121,50 | 112,99 | 108,5 |
| | 08B-1-31 | 90 | 16 | 30 | | 08B-2-31 | 100 | 20 | 40 | 31 | 130,20 | 125,53 | 117,02 | 112,5 |
| | 08B-1-32 | 90 | 16 | 30 | | 08B-2-32 | 100 | 20 | 40 | 32 | 134,30 | 129,57 | 121,06 | 116,5 |
| | 08B-1-33 | 90 | 16 | 30 | | 08B-2-33 | 100 | 20 | 40 | 33 | 138,40 | 133,61 | 125,10 | 120,6 |
| | 08B-1-34 | 90 | 16 | 30 | | 08B-2-34 | 100 | 20 | 40 | 34 | 142,60 | 137,64 | 129,13 | 124,6 |
| | 08B-1-35 | 90 | 16 | 30 | | 08B-2-35 | 100 | 20 | 40 | 35 | 146,70 | 141,68 | 133,17 | 128,7 |
| | 08B-1-36 | 90 | 16 | 35 | | 08B-2-36 | 110 | 20 | 40 | 36 | 151,00 | 145,72 | 137,21 | 132,7 |
| | 08B-1-37 | 90 | 16 | 35 | | 08B-2-37 | 110 | 20 | 40 | 37 | 154,60 | 149,75 | 141,24 | 136,7 |
| | 08B-1-38 | 90 | 16 | 35 | | 08B-2-38 | 110 | 20 | 40 | 38 | 158,60 | 153,79 | 145,28 | 140,8 |
| | 08B-1-39 | 90 | 16 | 35 | | 08B-2-39 | 110 | 20 | 40 | 39 | 162,70 | 157,83 | 149,32 | 144,8 |
| | 08B-1-40 | 90 | 16 | 35 | | 08B-2-40 | 110 | 20 | 40 | 40 | 166,80 | 161,87 | 153,36 | 148,8 |

# 10B (5/8") HATVELİ PİLOT ZİNCİR DİŞLİLER
*10B (5/8") PITCH PILOT BORE SPROCKETS*

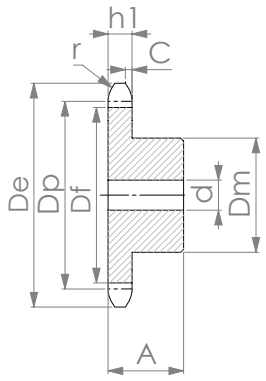


*TEK SIRA*
*SİMPLEX*

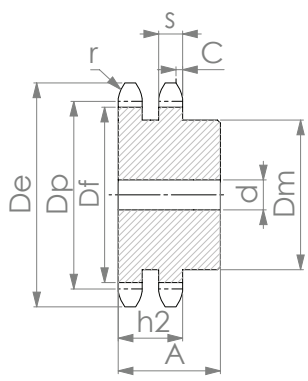


ÇİFT SIRA
*DUPLEX*

| DİŞLİ ÖLÇÜLER *SPROCKET DIMENSIONS* | | | | | ZİNCİR ÖLÇÜLERİ *CHAIN DIMENSIONS* | | | DIN 8187 ISO/R 606 |
|---|---|---|---|---|---|---|---|---|
| h1 | h2 | C | r | s | P HATVE *PITCH* | L İÇ GENİŞLİK *INTERNAL WIDTH* | dr MAKARA ÇAPI *ROLLER DIAMETER* | |
| 9,10 | 25,50 | 1,60 | 16,00 | 9,00 | 15,875 | 9,65 | 10,16 | [mm] |

**10B -1-2** **5/8" (15,875)**

**TEK VE ÇİFT SIRA ZİNCİR DİŞLİLER**
*SIMPLEX AND DUPLEX SPROCKETS*

| TEK SIRA / *SIMPLEX* | | | | | ÇİFT SIRA / *DUPLEX* | | | | | DİŞ SAYISI *N. OF TEETH* | *De* | *Dp* | *Df* | *Dm max* |
|---|---|---|---|---|---|---|---|---|---|---|---|---|---|---|
| MALZEME *MATERIAL* | KOD *CODE* | Dm | d | A | MALZEME *MATERIAL* | KOD *CODE* | Dm | d | A | | | | | |
| C 45 | 10B-1-08 | 25 | 10 | 25 | C 45 | 10B-2-08 | 25 | 12 | 40 | 8 | 47,00 | 41,48 | 31,32 | 25,2 |
| | 10B-1-09 | 30 | 10 | 25 | | 10B-2-09 | 30 | 12 | 40 | 9 | 52,60 | 46,42 | 36,26 | 30,2 |
| | 10B-1-10 | 35 | 10 | 25 | | 10B-2-10 | 35 | 12 | 40 | 10 | 57,50 | 51,37 | 41,21 | 35,1 |
| | 10B-1-11 | 37 | 12 | 30 | | 10B-2-11 | 39 | 14 | 40 | 11 | 63,00 | 56,35 | 46,19 | 40,1 |
| | 10B-1-12 | 42 | 12 | 30 | | 10B-2-12 | 44 | 14 | 40 | 12 | 68,00 | 61,34 | 51,18 | 45,1 |
| | 10B-1-13 | 47 | 12 | 30 | | 10B-2-13 | 49 | 14 | 40 | 13 | 73,00 | 66,33 | 56,17 | 50,1 |
| | 10B-1-14 | 52 | 12 | 30 | | 10B-2-14 | 54 | 14 | 40 | 14 | 78,00 | 71,34 | 61,18 | 55,1 |
| | 10B-1-15 | 57 | 12 | 30 | | 10B-2-15 | 59 | 14 | 40 | 15 | 83,00 | 76,35 | 66,19 | 60,1 |
| | 10B-1-16 | 60 | 12 | 30 | | 10B-2-16 | 64 | 16 | 45 | 16 | 88,00 | 81,37 | 71,21 | 65,1 |
| | 10B-1-17 | 60 | 12 | 30 | | 10B-2-17 | 69 | 16 | 45 | 17 | 93,00 | 86,39 | 76,23 | 70,1 |
| | 10B-1-18 | 70 | 14 | 30 | | 10B-2-18 | 74 | 16 | 45 | 18 | 98,30 | 91,42 | 81,26 | 75,2 |
| | 10B-1-19 | 70 | 14 | 30 | | 10B-2-19 | 79 | 16 | 45 | 19 | 103,30 | 96,45 | 86,29 | 80,2 |
| | 10B-1-20 | 75 | 14 | 30 | | 10B-2-20 | 84 | 16 | 45 | 20 | 108,40 | 101,48 | 91,32 | 85,2 |
| | 10B-1-21 | 75 | 16 | 30 | | 10B-2-21 | 85 | 16 | 45 | 21 | 113,40 | 106,51 | 96,35 | 90,3 |
| | 10B-1-22 | 80 | 16 | 30 | | 10B-2-22 | 90 | 16 | 45 | 22 | 118,00 | 111,55 | 101,39 | 95,3 |
| | 10B-1-23 | 80 | 16 | 30 | | 10B-2-23 | 95 | 16 | 45 | 23 | 123,50 | 116,59 | 106,43 | 100,3 |
| | 10B-1-24 | 80 | 16 | 30 | | 10B-2-24 | 100 | 16 | 45 | 24 | 128,30 | 121,62 | 111,46 | 105,4 |
| | 10B-1-25 | 80 | 16 | 30 | | 10B-2-25 | 105 | 16 | 45 | 25 | 134,00 | 126,66 | 116,50 | 110,4 |
| | 10B-1-26 | 85 | 20 | 35 | | 10B-2-26 | 110 | 20 | 45 | 26 | 139,00 | 131,70 | 121,54 | 115,4 |
| | 10B-1-27 | 85 | 20 | 35 | | 10B-2-27 | 110 | 20 | 45 | 27 | 144,00 | 136,74 | 126,58 | 120,5 |
| | 10B-1-28 | 90 | 20 | 35 | | 10B-2-28 | 115 | 20 | 45 | 28 | 148,70 | 141,79 | 131,63 | 125,5 |
| | 10B-1-29 | 90 | 20 | 35 | | 10B-2-29 | 115 | 20 | 45 | 29 | 153,80 | 146,83 | 136,67 | 130,6 |
| | 10B-1-30 | 90 | 20 | 35 | | 10B-2-30 | 120 | 20 | 45 | 30 | 158,80 | 151,87 | 141,71 | 135,6 |
| | 10B-1-31 | 95 | 20 | 35 | | 10B-2-31 | 120 | 20 | 45 | 31 | 163,90 | 156,92 | 146,76 | 140,7 |
| | 10B-1-32 | 95 | 20 | 35 | | 10B-2-32 | 120 | 20 | 45 | 32 | 168,90 | 161,96 | 151,80 | 145,7 |
| | 10B-1-33 | 95 | 20 | 35 | | 10B-2-33 | 120 | 20 | 45 | 33 | 174,50 | 167,01 | 156,85 | 150,8 |
| | 10B-1-34 | 95 | 20 | 35 | | 10B-2-34 | 120 | 20 | 45 | 34 | 179,00 | 172,05 | 161,89 | 155,8 |
| | 10B-1-35 | 95 | 20 | 35 | | 10B-2-35 | 120 | 20 | 45 | 35 | 184,10 | 177,10 | 166,94 | 160,8 |
| | 10B-1-36 | 100 | 20 | 35 | | 10B-2-36 | 120 | 20 | 45 | 36 | 189,10 | 182,15 | 171,99 | 165,9 |
| | 10B-1-37 | 100 | 20 | 35 | | 10B-2-37 | 120 | 20 | 45 | 37 | 194,20 | 187,19 | 177,03 | 170,9 |
| | 10B-1-38 | 100 | 20 | 35 | | 10B-2-38 | 120 | 20 | 45 | 38 | 199,20 | 192,24 | 182,08 | 176,0 |
| | 10B-1-39 | 100 | 20 | 35 | | 10B-2-39 | 120 | 20 | 45 | 39 | 204,20 | 197,29 | 187,13 | 181,0 |
| | 10B-1-40 | 100 | 20 | 35 | | 10B-2-40 | 120 | 20 | 45 | 40 | 209,30 | 202,33 | 192,17 | 186,1 |

# 12B (3/4") HATVELİ PİLOT ZİNCİR DİŞLİLER
## *12B (3/4") PITCH PILOT BORE SPROCKETS*

| DİŞLİ ÖLÇÜLER *SPROCKET DIMENSIONS* | | | | | ZİNCİR ÖLÇÜLERİ *CHAIN DIMENSIONS* | | | DIN 8187 ISO/R 606 |
|---|---|---|---|---|---|---|---|---|
| h1 | h2 | C | r | s | P HATVE *PITCH* | L İÇ GENİŞLİK *INTERNAL WIDTH* | dr MAKARA ÇAPI *ROLLER DIAMETER* | |
| 11,10 | 30,30 | 2,00 | 19,00 | 10,80 | 19,05 | 11,68 | 12,07 | [mm] |

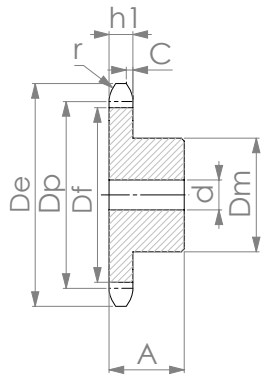


*TEK SIRA*
*SİMPLEX*

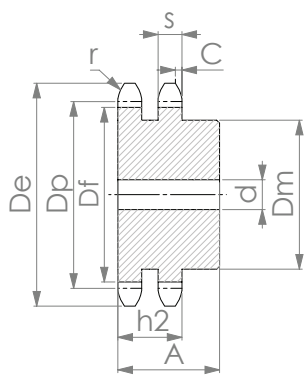


ÇİFT SIRA
*DUPLEX*

**12B -1-2** **3/4" (19,05)**

**TEK VE ÇİFT SIRA ZİNCİR DİŞLİLER**
*SIMPLEX AND DUPLEX SPROCKETS*

| TEK SIRA / *SIMPLEX* | | | | | ÇİFT SIRA / *DUPLEX* | | | | | DİŞ SAYISI *N. OF TEETH* | *De* | *Dp* | *Df* | *Dm max* |
|---|---|---|---|---|---|---|---|---|---|---|---|---|---|---|
| MALZEME *MATERIAL* | KOD *CODE* | Dm | d | A | MALZEME *MATERIAL* | KOD *CODE* | Dm | d | A | | | | | |
| C 45 | 12B-1-08 | 31 | 12 | 30 | C 45 | 12B-2-08 | 31 | 12 | 45 | 8 | 57,60 | 49,78 | 37,71 | 31,2 |
| | 12B-1-09 | 37 | 12 | 30 | | 12B-2-09 | 37 | 12 | 45 | 9 | 62,00 | 55,70 | 43,63 | 37,1 |
| | 12B-1-10 | 42 | 12 | 30 | | 12B-2-10 | 42 | 12 | 45 | 10 | 69,00 | 61,65 | 49,58 | 43,1 |
| | 12B-1-11 | 46 | 14 | 35 | | 12B-2-11 | 47 | 16 | 50 | 11 | 75,00 | 67,62 | 55,55 | 49,0 |
| | 12B-1-12 | 52 | 14 | 35 | | 12B-2-12 | 53 | 16 | 50 | 12 | 81,50 | 73,60 | 61,53 | 55,0 |
| | 12B-1-13 | 58 | 14 | 35 | | 12B-2-13 | 59 | 16 | 50 | 13 | 87,50 | 79,60 | 67,53 | 61,0 |
| | 12B-1-14 | 64 | 14 | 35 | | 12B-2-14 | 65 | 16 | 50 | 14 | 93,60 | 85,61 | 73,54 | 67,0 |
| | 12B-1-15 | 70 | 14 | 35 | | 12B-2-15 | 71 | 16 | 50 | 15 | 99,80 | 91,63 | 79,56 | 73,0 |
| | 12B-1-16 | 75 | 16 | 35 | | 12B-2-16 | 77 | 20 | 50 | 16 | 105,50 | 97,65 | 85,58 | 79,1 |
| | 12B-1-17 | 80 | 16 | 35 | | 12B-2-17 | 83 | 20 | 50 | 17 | 111,50 | 103,67 | 91,60 | 85,1 |
| | 12B-1-18 | 80 | 16 | 35 | | 12B-2-18 | 89 | 20 | 50 | 18 | 118,00 | 109,70 | 97,63 | 91,1 |
| | 12B-1-19 | 80 | 16 | 35 | | 12B-2-19 | 95 | 20 | 50 | 19 | 124,20 | 115,74 | 103,67 | 97,2 |
| | 12B-1-20 | 80 | 16 | 35 | | 12B-2-20 | 100 | 20 | 50 | 20 | 129,70 | 121,78 | 109,71 | 103,2 |
| | 12B-1-21 | 90 | 20 | 40 | | 12B-2-21 | 100 | 20 | 50 | 21 | 136,00 | 127,82 | 115,75 | 109,2 |
| | 12B-1-22 | 90 | 20 | 40 | | 12B-2-22 | 100 | 20 | 50 | 22 | 141,80 | 133,86 | 121,79 | 115,3 |
| | 12B-1-23 | 90 | 20 | 40 | | 12B-2-23 | 110 | 20 | 50 | 23 | 149,00 | 139,90 | 127,83 | 121,3 |
| | 12B-1-24 | 90 | 20 | 40 | | 12B-2-24 | 110 | 20 | 50 | 24 | 153,90 | 145,95 | 133,88 | 127,4 |
| | 12B-1-25 | 90 | 20 | 40 | | 12B-2-25 | 120 | 20 | 50 | 25 | 160,00 | 151,99 | 139,92 | 133,4 |
| | 12B-1-26 | 95 | 20 | 40 | | 12B-2-26 | 120 | 20 | 50 | 26 | 165,90 | 158,04 | 145,97 | 139,5 |
| | 12B-1-27 | 95 | 20 | 40 | | 12B-2-27 | 120 | 20 | 50 | 27 | 172,30 | 164,09 | 152,02 | 145,5 |
| | 12B-1-28 | 95 | 20 | 40 | | 12B-2-28 | 120 | 20 | 50 | 28 | 178,00 | 170,14 | 158,07 | 151,6 |
| | 12B-1-29 | 95 | 20 | 40 | | 12B-2-29 | 120 | 20 | 50 | 29 | 184,10 | 176,19 | 164,12 | 157,6 |
| | 12B-1-30 | 95 | 20 | 40 | | 12B-2-30 | 120 | 20 | 50 | 30 | 190,50 | 182,25 | 170,18 | 163,7 |
| | 12B-1-31 | 100 | 20 | 40 | | 12B-2-31 | 130 | 20 | 50 | 31 | 196,30 | 188,30 | 176,23 | 169,7 |
| | 12B-1-32 | 100 | 20 | 40 | | 12B-2-32 | 130 | 20 | 50 | 32 | 203,30 | 194,35 | 182,28 | 175,8 |
| | 12B-1-33 | 100 | 20 | 40 | | 12B-2-33 | 130 | 20 | 50 | 33 | 209,30 | 200,41 | 188,34 | 181,8 |
| | 12B-1-34 | 100 | 20 | 40 | | 12B-2-34 | 130 | 20 | 50 | 34 | 214,60 | 206,46 | 194,39 | 187,9 |
| | 12B-1-35 | 100 | 20 | 40 | | 12B-2-35 | 130 | 20 | 50 | 35 | 221,00 | 212,52 | 200,45 | 193,9 |
| | 12B-1-36 | 100 | 20 | 40 | | 12B-2-36 | 130 | 25 | 50 | 36 | 226,80 | 218,57 | 206,50 | 200,0 |
| | 12B-1-37 | 100 | 20 | 40 | | 12B-2-37 | 130 | 25 | 50 | 37 | 232,90 | 224,63 | 212,56 | 206,0 |
| | 12B-1-38 | 100 | 20 | 40 | | 12B-2-38 | 130 | 25 | 50 | 38 | 239,00 | 230,69 | 218,62 | 212,1 |
| | 12B-1-39 | 100 | 20 | 40 | | 12B-2-39 | 130 | 25 | 50 | 39 | 245,10 | 236,74 | 224,67 | 218,2 |
| | 12B-1-40 | 100 | 20 | 40 | | 12B-2-40 | 130 | 25 | 50 | 40 | 251,30 | 242,80 | 230,73 | 224,2 |

# 16B (1") HATVELİ PİLOT ZİNCİR DİŞLİLER
*16B (1") PITCH PILOT BORE SPROCKETS*

| DİŞLİ ÖLÇÜLER *SPROCKET DIMENSIONS* | | | | | ZİNCİR ÖLÇÜLERİ *CHAIN DIMENSIONS* | | | DIN 8187 ISO/R 606 |
|---|---|---|---|---|---|---|---|---|
| h1 | h2 | C | r | s | P HATVE *PITCH* | L İÇ GENİŞLİK *INTERNAL WIDTH* | dr MAKARA ÇAPI *ROLLER DIAMETER* | |
| 16,20 | 47,70 | 2,50 | 26,00 | 15,80 | 25,40 | 17,02 | 15,88 | [mm] |

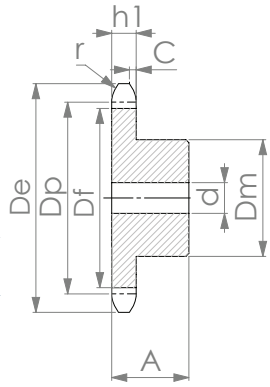

*TEK SIRA*
*SİMPLEX*

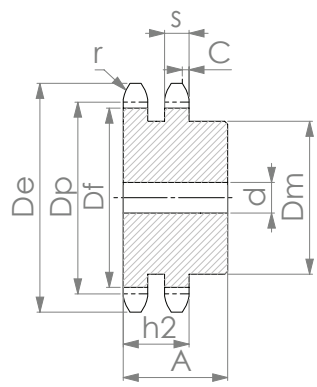

ÇİFT SIRA
*DUPLEX*

## 16B -1-2 1" (25,4)

### TEK VE ÇİFT SIRA ZİNCİR DİŞLİLER
*SIMPLEX AND DUPLEX SPROCKETS*

| TEK SIRA / *SIMPLEX* | | | | | ÇİFT SIRA / *DUPLEX* | | | | | DİŞ SAYISI *N. OF TEETH* | *De* | *Dp* | *Df* | *Dm max* |
|---|---|---|---|---|---|---|---|---|---|---|---|---|---|---|
| MALZEME *MATERIAL* | KOD *CODE* | Dm | d | A | MALZEME *MATERIAL* | KOD *CODE* | Dm | d | A | | | | | |
| C 45 | 16B-1-08 | 42 | 16 | 35 | C 45 | 16B-2-08 | 42 | 16 | 65 | 8 | 77,00 | 66,37 | 50,49 | 42,2 |
| | 16B-1-09 | 50 | 16 | 35 | | 16B-2-09 | 50 | 16 | 65 | 9 | 85,00 | 74,26 | 58,38 | 50,1 |
| | 16B-1-10 | 55 | 16 | 35 | | 16B-2-10 | 56 | 16 | 65 | 10 | 93,00 | 82,20 | 66,32 | 58,1 |
| | 16B-1-11 | 61 | 16 | 40 | | 16B-2-11 | 64 | 20 | 70 | 11 | 99,50 | 90,16 | 74,28 | 66,0 |
| | 16B-1-12 | 69 | 16 | 40 | | 16B-2-12 | 72 | 20 | 70 | 12 | 109,00 | 98,14 | 82,26 | 74,0 |
| | 16B-1-13 | 78 | 16 | 40 | | 16B-2-13 | 80 | 20 | 70 | 13 | 117,00 | 106,14 | 90,26 | 82,0 |
| | 16B-1-14 | 84 | 16 | 40 | | 16B-2-14 | 88 | 20 | 70 | 14 | 125,00 | 114,15 | 98,27 | 90,0 |
| | 16B-1-15 | 92 | 16 | 40 | | 16B-2-15 | 96 | 20 | 70 | 15 | 133,00 | 122,17 | 106,29 | 98,0 |
| | 16B-1-16 | 100 | 20 | 45 | | 16B-2-16 | 104 | 20 | 70 | 16 | 141,00 | 130,20 | 114,32 | 106,1 |
| | 16B-1-17 | 100 | 20 | 45 | | 16B-2-17 | 112 | 20 | 70 | 17 | 149,00 | 138,23 | 122,35 | 114,1 |
| | 16B-1-18 | 100 | 20 | 45 | | 16B-2-18 | 120 | 20 | 70 | 18 | 157,00 | 146,27 | 130,39 | 122,1 |
| | 16B-1-19 | 100 | 20 | 45 | | 16B-2-19 | 128 | 20 | 70 | 19 | 165,20 | 154,32 | 138,44 | 130,2 |
| | 16B-1-20 | 100 | 20 | 45 | | 16B-2-20 | 130 | 20 | 70 | 20 | 173,20 | 162,37 | 146,49 | 138,2 |
| | 16B-1-21 | 110 | 20 | 50 | | 16B-2-21 | 130 | 25 | 70 | 21 | 181,20 | 170,42 | 154,54 | 146,3 |
| | 16B-1-22 | 110 | 20 | 50 | ST 52 DİŞLİ - C 45 KAYNAKLI FATURA *ST 52 SPROCKET WITH C 45 WELDED HUB* | 16B-2-22 | 130 | 25 | 70 | 22 | 189,30 | 178,48 | 162,60 | 154,3 |
| | 16B-1-23 | 110 | 20 | 50 | | 16B-2-23 | 130 | 25 | 70 | 23 | 197,50 | 186,54 | 170,66 | 162,4 |
| | 16B-1-24 | 110 | 20 | 50 | | 16B-2-24 | 130 | 25 | 70 | 24 | 205,50 | 194,60 | 178,72 | 170,5 |
| | 16B-1-25 | 110 | 20 | 50 | | 16B-2-25 | 130 | 25 | 70 | 25 | 213,50 | 202,66 | 186,78 | 178,5 |
| | 16B-1-26 | 120 | 20 | 50 | | 16B-2-26 | 130 | 25 | 70 | 26 | 221,60 | 210,72 | 194,84 | 186,6 |
| | 16B-1-27 | 120 | 20 | 50 | | 16B-2-27 | 130 | 25 | 70 | 27 | 229,60 | 218,79 | 202,91 | 194,7 |
| | 16B-1-28 | 120 | 20 | 50 | | 16B-2-28 | 130 | 25 | 70 | 28 | 237,70 | 226,86 | 210,98 | 202,7 |
| | 16B-1-29 | 120 | 20 | 50 | | 16B-2-29 | 130 | 25 | 70 | 29 | 245,80 | 234,93 | 219,05 | 210,8 |
| | 16B-1-30 | 120 | 20 | 50 | | 16B-2-30 | 130 | 25 | 70 | 30 | 254,00 | 243,00 | 227,12 | 218,9 |
| ST 52 DİŞLİ - C 45 KAYNAKLI FATURA *ST 52 SPROCKET WITH C 45 WELDED HUB* | 16B-1-31 | 120 | 25 | 50 | | 16B-2-31 | 140 | 25 | 70 | 31 | 262,00 | 251,07 | 235,19 | 226,9 |
| | 16B-1-32 | 120 | 25 | 50 | | 16B-2-32 | 140 | 25 | 70 | 32 | 270,00 | 259,14 | 243,26 | 235,0 |
| | 16B-1-33 | 120 | 25 | 50 | | 16B-2-33 | 140 | 25 | 70 | 33 | 278,50 | 267,21 | 251,33 | 243,1 |
| | 16B-1-34 | 120 | 25 | 50 | | 16B-2-34 | 140 | 25 | 70 | 34 | 287,00 | 275,28 | 259,40 | 251,1 |
| | 16B-1-35 | 120 | 25 | 50 | | 16B-2-35 | 140 | 25 | 70 | 35 | 296,20 | 283,36 | 267,48 | 259,2 |
| | 16B-1-36 | 120 | 25 | 50 | | 16B-2-36 | 140 | 25 | 70 | 36 | 304,60 | 291,43 | 275,55 | 267,3 |
| | 16B-1-37 | 120 | 25 | 50 | | 16B-2-37 | 140 | 25 | 70 | 37 | 312,60 | 299,51 | 283,63 | 275,4 |
| | 16B-1-38 | 120 | 25 | 50 | | 16B-2-38 | 140 | 25 | 70 | 38 | 320,70 | 307,58 | 291,70 | 283,4 |
| | 16B-1-39 | 120 | 25 | 50 | | 16B-2-39 | 140 | 25 | 70 | 39 | 328,80 | 315,66 | 299,78 | 291,5 |
| | 16B-1-40 | 120 | 25 | 50 | | 16B-2-40 | 140 | 25 | 70 | 40 | 336,90 | 323,74 | 307,86 | 299,6 |

# 20B (1 1/4") HATVELİ PİLOT ZİNCİR DİŞLİLER
## *20B (1 1/4") PITCH PILOT BORE SPROCKETS*

| DİŞLİ ÖLÇÜLER *SPROCKET DIMENSIONS* | | | | | ZİNCİR ÖLÇÜLERİ *CHAIN DIMENSIONS* | | | DIN 8187 ISO/R 606 |
|---|---|---|---|---|---|---|---|---|
| h1 | h2 | C | r | s | P HATVE *PITCH* | L İÇ GENİŞLİK *INTERNAL WIDTH* | dr MAKARA ÇAPI *ROLLER DIAMETER* | |
| 18,50 | 54,60 | 3,50 | 32,00 | 18,20 | 31,75 | 19,56 | 19,05 | [mm] |

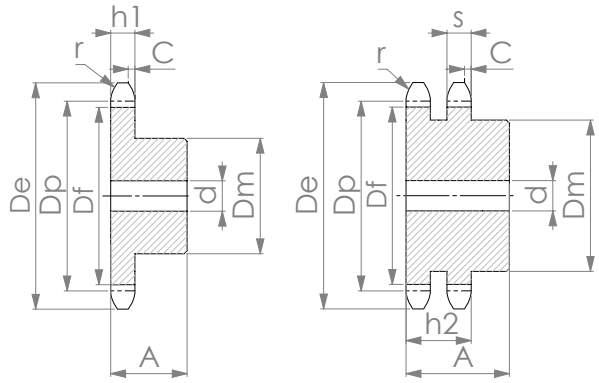


*TEK SIRA*
*SİMPLEX*

ÇİFT SIRA
*DUPLEX*

**20B -1-2** **1 1/4" (31,75)**

**TEK VE ÇİFT SIRA ZİNCİR DİŞLİLER**
*SIMPLEX AND DUPLEX SPROCKETS*

| TEK SIRA / *SIMPLEX* | | | | | ÇİFT SIRA / *DUPLEX* | | | | | DİŞ SAYISI *N. OF TEETH* | *De* | *Dp* | *Df* | *Dm max* |
|---|---|---|---|---|---|---|---|---|---|---|---|---|---|---|
| MALZEME *MATERIAL* | KOD *CODE* | Dm | d | A | MALZEME *MATERIAL* | KOD *CODE* | Dm | d | A | | | | | |
| C 45 | 20B-1-08 | 53 | 20 | 40 | C 45 | 20B-2-08 | 53 | 20 | 75 | 8 | 98,10 | 82,97 | 63,92 | 53,8 |
| | 20B-1-09 | 63 | 20 | 40 | | 20B-2-09 | 63 | 20 | 75 | 9 | 108,00 | 92,83 | 73,78 | 63,7 |
| | 20B-1-10 | 70 | 20 | 40 | | 20B-2-10 | 70 | 20 | 75 | 10 | 117,90 | 102,75 | 83,70 | 73,6 |
| | 20B-1-11 | 77 | 20 | 45 | | 20B-2-11 | 80 | 20 | 80 | 11 | 127,80 | 112,70 | 93,65 | 83,5 |
| | 20B-1-12 | 88 | 20 | 45 | | 20B-2-12 | 90 | 20 | 80 | 12 | 137,80 | 122,67 | 103,62 | 93,5 |
| | 20B-1-13 | 98 | 20 | 45 | | 20B-2-13 | 100 | 20 | 80 | 13 | 147,80 | 132,67 | 113,62 | 103,5 |
| | 20B-1-14 | 108 | 20 | 45 | | 20B-2-14 | 110 | 20 | 80 | 14 | 157,80 | 142,68 | 123,63 | 113,5 |
| | 20B-1-15 | 118 | 20 | 45 | | 20B-2-15 | 120 | 20 | 80 | 15 | 167,90 | 152,71 | 133,66 | 123,6 |
| | 20B-1-16 | 120 | 25 | 50 | | 20B-2-16 | 120 | 25 | 80 | 16 | 177,90 | 162,75 | 143,70 | 133,6 |
| | 20B-1-17 | 120 | 25 | 50 | | 20B-2-17 | 120 | 25 | 80 | 17 | 187,90 | 172,79 | 153,74 | 143,6 |
| | 20B-1-18 | 120 | 25 | 50 | ST 52 DİŞLİ - C 45 KAYNAKLI FATURA *ST 52 SPROCKET WITH C 45 WELDED HUB* | 20B-2-18 | 120 | 25 | 80 | 18 | 198,00 | 182,84 | 163,79 | 153,7 |
| | 20B-1-19 | 120 | 25 | 50 | | 20B-2-19 | 120 | 25 | 80 | 19 | 208,10 | 192,90 | 173,85 | 163,8 |
| | 20B-1-20 | 120 | 25 | 50 | | 20B-2-20 | 120 | 25 | 80 | 20 | 218,10 | 202,96 | 183,91 | 173,8 |
| | 20B-1-21 | 140 | 25 | 55 | | 20B-2-21 | 140 | 25 | 80 | 21 | 228,20 | 213,03 | 193,98 | 183,9 |
| | 20B-1-22 | 140 | 25 | 55 | | 20B-2-22 | 140 | 25 | 80 | 22 | 238,30 | 223,10 | 204,05 | 194,0 |
| | 20B-1-23 | 140 | 25 | 55 | | 20B-2-23 | 140 | 25 | 80 | 23 | 248,30 | 233,17 | 214,12 | 204,0 |
| | 20B-1-24 | 140 | 25 | 55 | | 20B-2-24 | 140 | 25 | 80 | 24 | 258,40 | 243,25 | 224,20 | 214,1 |
| | 20B-1-25 | 140 | 25 | 55 | | 20B-2-25 | 140 | 25 | 80 | 25 | 268,50 | 253,32 | 234,27 | 224,2 |
| ST 52 DİŞLİ - C 45 KAYNAKLI FATURA *ST 52 SPROCKET WITH C 45 WELDED HUB* | 20B-1-26 | 150 | 25 | 55 | | 20B-2-26 | 150 | 25 | 80 | 26 | 278,60 | 263,41 | 244,36 | 234,3 |
| | 20B-1-27 | 150 | 25 | 55 | | 20B-2-27 | 150 | 25 | 80 | 27 | 288,60 | 273,49 | 254,44 | 244,3 |
| | 20B-1-28 | 150 | 25 | 55 | | 20B-2-28 | 150 | 25 | 80 | 28 | 298,70 | 283,57 | 264,52 | 254,4 |
| | 20B-1-29 | 150 | 25 | 55 | | 20B-2-29 | 150 | 25 | 80 | 29 | 308,80 | 293,66 | 274,61 | 264,5 |
| | 20B-1-30 | 150 | 25 | 55 | | 20B-2-30 | 150 | 25 | 80 | 30 | 318,90 | 303,75 | 284,70 | 274,6 |
| | 20B-1-31 | 150 | 25 | 55 | | 20B-2-31 | 150 | 25 | 80 | 31 | 329,00 | 313,83 | 294,78 | 284,7 |
| | 20B-1-32 | 150 | 25 | 55 | | 20B-2-32 | 150 | 25 | 80 | 32 | 339,10 | 323,92 | 304,87 | 294,8 |
| | 20B-1-33 | 150 | 25 | 55 | | 20B-2-33 | 150 | 25 | 80 | 33 | 349,20 | 334,01 | 314,96 | 304,9 |
| | 20B-1-34 | 150 | 25 | 55 | | 20B-2-34 | 150 | 25 | 80 | 34 | 359,30 | 344,10 | 325,05 | 315,0 |
| | 20B-1-35 | 150 | 25 | 55 | | 20B-2-35 | 150 | 25 | 80 | 35 | 369,40 | 354,20 | 335,15 | 325,1 |
| | 20B-1-36 | 150 | 25 | 55 | | 20B-2-36 | 150 | 30 | 80 | 36 | 379,50 | 364,29 | 345,24 | 335,1 |
| | 20B-1-37 | 150 | 25 | 55 | | 20B-2-37 | 150 | 30 | 80 | 37 | 389,50 | 374,38 | 355,33 | 345,2 |
| | 20B-1-38 | 150 | 25 | 55 | | 20B-2-38 | 150 | 30 | 80 | 38 | 399,60 | 384,48 | 365,43 | 355,3 |
| | 20B-1-39 | 150 | 25 | 55 | | 20B-2-39 | 150 | 30 | 80 | 39 | 409,70 | 394,57 | 375,52 | 365,4 |
| | 20B-1-40 | 150 | 25 | 55 | | 20B-2-40 | 150 | 30 | 80 | 40 | 419,80 | 404,67 | 385,62 | 375,5 |

# 24B (1 1/2") HATVELİ PİLOT ZİNCİR DİŞLİLER
*24B (1 1/2") PITCH PILOT BORE SPROCKETS*

| DİŞLİ ÖLÇÜLER *SPROCKET DIMENSIONS* | | | | | ZİNCİR ÖLÇÜLERİ *CHAIN DIMENSIONS* | | | DIN 8187 ISO/R 606 |
|---|---|---|---|---|---|---|---|---|
| h1 | h2 | C | r | s | P HATVE *PITCH* | L İÇ GENİŞLİK *INTERNAL WIDTH* | dr MAKARA ÇAPI *ROLLER DIAMETER* | |
| 24,10 | 71,90 | 4,00 | 38,00 | 23,60 | 38,10 | 25,40 | 25,40 | [mm] |

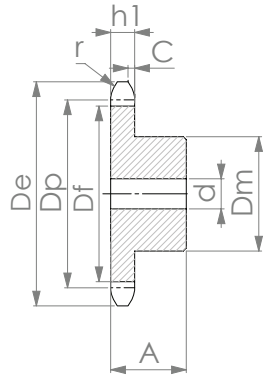


*TEK SIRA*
*SİMPLEX*

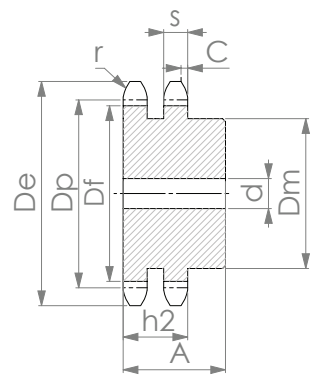


ÇİFT SIRA
*DUPLEX*

**24B -1-2** **1 1/2" (38,1)**

**TEK VE ÇİFT SIRA ZİNCİR DİŞLİLER**
*SIMPLEX AND DUPLEX SPROCKETS*

| TEK SIRA / *SIMPLEX* | | | | | ÇİFT SIRA / *DUPLEX* | | | | | DİŞ SAYISI *N. OF TEETH* | *De* | *Dp* | *Df* | *Dm max* |
|---|---|---|---|---|---|---|---|---|---|---|---|---|---|---|
| MALZEME *MATERIAL* | KOD *CODE* | Dm | d | A | MALZEME *MATERIAL* | KOD *CODE* | Dm | d | A | | | | | |
| C 45 | 24B-1-08 | 58 | 20 | 45 | C 45 | 24B-2-08 | 58 | 25 | 95 | 8 | 115,00 | 99,56 | 74,16 | 61,7 |
| | 24B-1-09 | 70 | 20 | 45 | | 24B-2-09 | 70 | 25 | 95 | 9 | 126,40 | 111,40 | 86,00 | 73,6 |
| | 24B-1-10 | 80 | 20 | 45 | | 24B-2-10 | 80 | 25 | 95 | 10 | 138,00 | 123,29 | 97,89 | 85,4 |
| | 24B-1-11 | 90 | 25 | 50 | | 24B-2-11 | 90 | 25 | 100 | 11 | 150,00 | 135,23 | 109,83 | 97,4 |
| | 24B-1-12 | 102 | 25 | 50 | | 24B-2-12 | 102 | 25 | 100 | 12 | 162,00 | 147,21 | 121,81 | 109,4 |
| | 24B-1-13 | 114 | 25 | 50 | | 24B-2-13 | 114 | 25 | 100 | 13 | 174,20 | 159,20 | 133,80 | 121,4 |
| | 24B-1-14 | 128 | 25 | 50 | | 24B-2-14 | 128 | 25 | 100 | 14 | 186,20 | 171,22 | 145,82 | 133,4 |
| | 24B-1-15 | 140 | 25 | 50 | | 24B-2-15 | 140 | 25 | 100 | 15 | 198,20 | 183,25 | 157,85 | 145,4 |
| ST 52 DİŞLİ - C 45 KAYNAKLI FATURA *ST 52 SPROCKET WITH C 45 WELDED HUB* | 24B-1-16 | 140 | 25 | 55 | ST 52 DİŞLİ - C 45 KAYNAKLI FATURA *ST 52 SPROCKET WITH C 45 WELDED HUB* | 24B-2-16 | 140 | 25 | 100 | 16 | 210,30 | 195,29 | 169,89 | 157,4 |
| | 24B-1-17 | 140 | 25 | 55 | | 24B-2-17 | 150 | 25 | 100 | 17 | 222,30 | 207,35 | 181,95 | 169,5 |
| | 24B-1-18 | 140 | 25 | 55 | | 24B-2-18 | 160 | 25 | 100 | 18 | 234,30 | 219,41 | 194,01 | 181,6 |
| | 24B-1-19 | 140 | 25 | 55 | | 24B-2-19 | 160 | 25 | 100 | 19 | 246,50 | 231,48 | 206,08 | 193,6 |
| | 24B-1-20 | 140 | 25 | 55 | | 24B-2-20 | 160 | 25 | 100 | 20 | 258,60 | 243,55 | 218,15 | 205,7 |
| | 24B-1-21 | 150 | 25 | 60 | | 24B-2-21 | 160 | 25 | 100 | 21 | 270,60 | 255,63 | 230,23 | 217,8 |
| | 24B-1-22 | 150 | 25 | 60 | | 24B-2-22 | 160 | 25 | 100 | 22 | 282,70 | 267,72 | 242,32 | 229,9 |
| | 24B-1-23 | 150 | 25 | 60 | | 24B-2-23 | 160 | 25 | 100 | 23 | 294,80 | 279,80 | 254,40 | 242,0 |
| | 24B-1-24 | 150 | 25 | 60 | | 24B-2-24 | 160 | 25 | 100 | 24 | 306,80 | 291,90 | 266,50 | 254,0 |
| | 24B-1-25 | 150 | 25 | 60 | | 24B-2-25 | 160 | 25 | 100 | 25 | 319,00 | 303,99 | 278,59 | 266,1 |
| | 24B-1-26 | 160 | 30 | 60 | | 24B-2-26 | 160 | 30 | 100 | 26 | 331,00 | 316,09 | 290,69 | 278,2 |
| | 24B-1-27 | 160 | 30 | 60 | | 24B-2-27 | 160 | 30 | 100 | 27 | 343,20 | 328,19 | 302,79 | 290,3 |
| | 24B-1-28 | 160 | 30 | 60 | | 24B-2-28 | 160 | 30 | 100 | 28 | 355,20 | 340,29 | 314,89 | 302,4 |
| | 24B-1-29 | 160 | 30 | 60 | | 24B-2-29 | 160 | 30 | 100 | 29 | 367,30 | 352,39 | 326,99 | 314,5 |
| | 24B-1-30 | 160 | 30 | 60 | | 24B-2-30 | 160 | 30 | 100 | 30 | 379,50 | 364,49 | 339,09 | 326,6 |
| | 24B-1-31 | 160 | 30 | 60 | | 24B-2-31 | 170 | 30 | 100 | 31 | 391,60 | 376,60 | 351,20 | 338,8 |
| | 24B-1-32 | 160 | 30 | 60 | | 24B-2-32 | 170 | 30 | 100 | 32 | 403,70 | 388,71 | 363,31 | 350,9 |
| | 24B-1-33 | 160 | 30 | 60 | | 24B-2-33 | 170 | 30 | 100 | 33 | 415,80 | 400,82 | 375,42 | 363,0 |
| | 24B-1-34 | 160 | 30 | 60 | | 24B-2-34 | 170 | 30 | 100 | 34 | 427,80 | 412,93 | 387,53 | 375,1 |
| | 24B-1-35 | 160 | 30 | 60 | | 24B-2-35 | 170 | 30 | 100 | 35 | 440,00 | 425,04 | 399,64 | 387,2 |
| | 24B-1-36 | 160 | 30 | 60 | | 24B-2-36 | 170 | 30 | 100 | 36 | 452,00 | 437,15 | 411,75 | 399,3 |
| | 24B-1-37 | 160 | 30 | 60 | | 24B-2-37 | 170 | 30 | 100 | 37 | 464,20 | 449,26 | 423,86 | 411,4 |
| | 24B-1-38 | 160 | 30 | 60 | | 24B-2-38 | 170 | 30 | 100 | 38 | 476,20 | 461,37 | 435,97 | 423,5 |
| | 24B-1-39 | 160 | 30 | 60 | | 24B-2-39 | 170 | 30 | 100 | 39 | 488,50 | 473,49 | 448,09 | 435,6 |
| | 24B-1-40 | 160 | 30 | 60 | | 24B-2-40 | 170 | 30 | 100 | 40 | 500,60 | 485,60 | 460,20 | 447,8 |

# 28B (1 3/4") HATVELİ PİLOT ZİNCİR DİŞLİLER
## *28B (1 3/4") PITCH PILOT BORE SPROCKETS*

| DİŞLİ ÖLÇÜLER *SPROCKET DIMENSIONS* | | | | | ZİNCİR ÖLÇÜLERİ *CHAIN DIMENSIONS* | | | DIN 8187 ISO/R 606 |
|---|---|---|---|---|---|---|---|---|
| h1 | h2 | C | r | s | P HATVE *PITCH* | L İÇ GENİŞLİK *INTERNAL WIDTH* | dr MAKARA ÇAPI *ROLLER DIAMETER* | |
| 29,40 | 88,40 | 5,00 | 44,00 | 28,80 | 44,45 | 30,99 | 27,94 | [mm] |

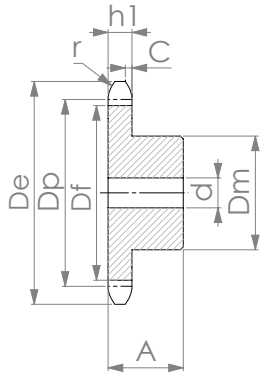


*TEK SIRA*
*SİMPLEX*

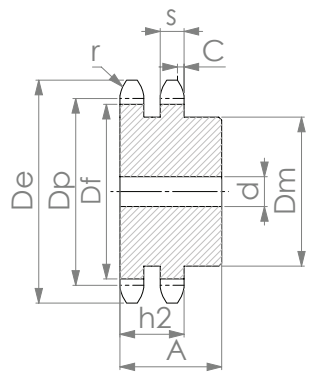


ÇİFT SIRA
*DUPLEX*

**28B -1-2** **1 3/4" (44,45)**

**TEK VE ÇİFT SIRA ZİNCİR DİŞLİLER**
*SIMPLEX AND DUPLEX SPROCKETS*

| TEK SIRA / *SIMPLEX* | | | | | ÇİFT SIRA / *DUPLEX* | | | | | DİŞ SAYISI *N. OF TEETH* | *De* | *Dp* | *Df* | *Dm max* |
|---|---|---|---|---|---|---|---|---|---|---|---|---|---|---|
| MALZEME *MATERIAL* | KOD *CODE* | Dm | d | A | MALZEME *MATERIAL* | KOD *CODE* | Dm | d | A | | | | | |
| C 45 | 28B-1-08 | 74 | 25 | 70 | C 45 | 28B-2-08 | 74 | 25 | 120 | 8 | 132,00 | 116,15 | 88,21 | 74,2 |
| | 28B-1-09 | 88 | 25 | 70 | | 28B-2-09 | 88 | 25 | 120 | 9 | 148,40 | 129,96 | 102,02 | 88,1 |
| | 28B-1-10 | 100 | 25 | 70 | | 28B-2-10 | 100 | 25 | 120 | 10 | 162,30 | 143,84 | 115,90 | 101,9 |
| | 28B-1-11 | 112 | 25 | 70 | | 28B-2-11 | 112 | 25 | 120 | 11 | 176,30 | 157,77 | 129,83 | 115,9 |
| | 28B-1-12 | 125 | 25 | 70 | | 28B-2-12 | 125 | 25 | 120 | 12 | 189,30 | 171,74 | 143,80 | 129,8 |
| ST 52 DİŞLİ - C 45 KAYNAKLI FATURA *ST 52 SPROCKET WITH C 45 WELDED HUB* | 28B-1-13 | 130 | 25 | 70 | ST 52 DİŞLİ - C 45 KAYNAKLI FATURA *ST 52 SPROCKET WITH C 45 WELDED HUB* | 28B-2-13 | 130 | 25 | 120 | 13 | 204,20 | 185,74 | 157,80 | 143,8 |
| | 28B-1-14 | 130 | 25 | 70 | | 28B-2-14 | 130 | 25 | 120 | 14 | 218,20 | 199,76 | 171,82 | 157,8 |
| | 28B-1-15 | 145 | 25 | 70 | | 28B-2-15 | 145 | 30 | 120 | 15 | 232,30 | 213,79 | 185,85 | 171,9 |
| | 28B-1-16 | 160 | 30 | 75 | | 28B-2-16 | 160 | 30 | 120 | 16 | 246,30 | 227,84 | 199,90 | 185,9 |
| | 28B-1-17 | 160 | 30 | 75 | | 28B-2-17 | 160 | 30 | 120 | 17 | 260,00 | 241,91 | 213,97 | 200,0 |
| | 24B-1-18 | 160 | 30 | 75 | | 28B-2-18 | 160 | 30 | 120 | 18 | 274,00 | 255,98 | 228,04 | 214,1 |
| | 28B-1-19 | 160 | 30 | 75 | | 28B-2-19 | 180 | 30 | 120 | 19 | 289,00 | 270,06 | 242,12 | 228,1 |
| | 28B-1-20 | 160 | 30 | 75 | | 28B-2-20 | 180 | 30 | 120 | 20 | 303,00 | 284,14 | 256,20 | 242,2 |
| | 28B-1-21 | 170 | 30 | 75 | | 28B-2-21 | 180 | 30 | 120 | 21 | 317,00 | 298,24 | 270,30 | 256,3 |
| | 28B-1-22 | 170 | 30 | 75 | | 28B-2-22 | 180 | 30 | 120 | 22 | 331,00 | 312,34 | 284,40 | 270,4 |
| | 28B-1-23 | 170 | 30 | 75 | | 28B-2-23 | 180 | 30 | 120 | 23 | 345,00 | 326,44 | 298,50 | 284,5 |
| | 28B-1-24 | 170 | 30 | 75 | | 28B-2-24 | 180 | 30 | 120 | 24 | 359,00 | 340,54 | 312,60 | 298,6 |
| | 28B-1-25 | 170 | 30 | 75 | | 28B-2-25 | 180 | 30 | 120 | 25 | 373,00 | 354,65 | 326,71 | 312,7 |
| | 28B-1-26 | 170 | 30 | 75 | | 28B-2-26 | 180 | 30 | 120 | 26 | 387,00 | 368,77 | 340,83 | 326,9 |
| | 28B-1-27 | 170 | 30 | 75 | | 28B-2-27 | 180 | 30 | 120 | 27 | 401,00 | 382,88 | 354,94 | 341,0 |
| | 28B-1-28 | 170 | 30 | 75 | | 28B-2-28 | 180 | 30 | 120 | 28 | 416,00 | 397,00 | 369,06 | 355,1 |
| | 28B-1-29 | 170 | 30 | 75 | | 28B-2-29 | 180 | 30 | 120 | 29 | 430,00 | 411,12 | 383,18 | 369,2 |
| | 28B-1-30 | 170 | 30 | 75 | | 28B-2-30 | 180 | 30 | 120 | 30 | 444,00 | 425,24 | 397,30 | 383,3 |
| | 28B-1-31 | 180 | 30 | 75 | | 28B-2-31 | 200 | 30 | 120 | 31 | 458,00 | 439,37 | 411,43 | 397,5 |
| | 28B-1-32 | 180 | 30 | 75 | | 28B-2-32 | 200 | 30 | 120 | 32 | 472,00 | 453,49 | 425,55 | 411,6 |
| | 28B-1-33 | 180 | 30 | 75 | | 28B-2-33 | 200 | 30 | 120 | 33 | 486,00 | 467,62 | 439,68 | 425,7 |
| | 28B-1-34 | 180 | 30 | 75 | | 28B-2-34 | 200 | 30 | 120 | 34 | 500,00 | 481,75 | 453,81 | 439,8 |
| | 28B-1-35 | 180 | 30 | 75 | | 28B-2-35 | 200 | 30 | 120 | 35 | 514,00 | 495,88 | 467,94 | 454,0 |
| | 28B-1-36 | 180 | 30 | 75 | | 28B-2-36 | 200 | 30 | 120 | 36 | 529,00 | 510,01 | 482,07 | 468,1 |
| | 28B-1-37 | 180 | 30 | 75 | | 28B-2-37 | 200 | 30 | 120 | 37 | 543,00 | 524,14 | 496,20 | 482,2 |
| | 28B-1-38 | 180 | 30 | 75 | | 28B-2-38 | 200 | 30 | 120 | 38 | 557,00 | 538,27 | 510,33 | 496,4 |
| | 28B-1-39 | 180 | 30 | 75 | | 28B-2-39 | 200 | 30 | 120 | 39 | 571,00 | 552,40 | 524,46 | 510,5 |
| | 28B-1-40 | 180 | 30 | 75 | | 28B-2-40 | 200 | 30 | 120 | 40 | 585,00 | 566,54 | 538,60 | 524,6 |

# 32B (2") HATVELİ PİLOT ZİNCİR DİŞLİLER
*32B (2") PITCH PILOT BORE SPROCKETS*

| DİŞLİ ÖLÇÜLER *SPROCKET DIMENSIONS* | | | | | ZİNCİR ÖLÇÜLERİ *CHAIN DIMENSIONS* | | | DIN 8187 ISO/R 606 |
|---|---|---|---|---|---|---|---|---|
| h1 | h2 | C | r | s | P HATVE *PITCH* | L İÇ GENİŞLİK *INTERNAL WIDTH* | dr MAKARA ÇAPI *ROLLER DIAMETER* | |
| 29,40 | 87,40 | 6,00 | 51,00 | 28,80 | 50,80 | 30,99 | 29,21 | [mm] |

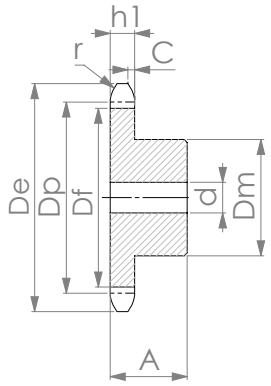

*TEK SIRA*
*SİMPLEX*

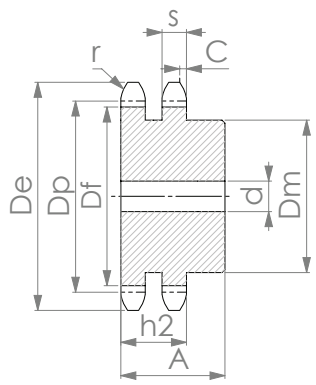

ÇİFT SIRA
*DUPLEX*

## 32B -1-2 2" (50,8)

**TEK VE ÇİFT SIRA ZİNCİR DİŞLİLER**
*SIMPLEX AND DUPLEX SPROCKETS*

| TEK SIRA / *SIMPLEX* | | | | | ÇİFT SIRA / *DUPLEX* | | | | | DİŞ SAYISI *N. OF TEETH* | De | Dp | Df | Dm max |
|---|---|---|---|---|---|---|---|---|---|---|---|---|---|---|
| MALZEME *MATERIAL* | KOD *CODE* | Dm | d | A | MALZEME *MATERIAL* | KOD *CODE* | Dm | d | A | | | | | |
| C 45 | 32B-1-08 | 82 | 25 | 80 | C 45 | 32B-2-08 | 82 | 30 | 120 | 8 | 153,20 | 132,75 | 103,54 | 83,1 |
| | 32B-1-09 | 88 | 25 | 80 | | 32B-2-09 | 88 | 30 | 120 | 9 | 169,00 | 148,53 | 119,32 | 98,9 |
| | 32B-1-10 | 104 | 25 | 80 | | 32B-2-10 | 104 | 30 | 120 | 10 | 185,00 | 164,39 | 135,18 | 114,7 |
| | 32B-1-11 | 120 | 30 | 80 | | 32B-2-11 | 120 | 30 | 120 | 11 | 200,80 | 180,31 | 151,10 | 130,7 |
| ST 52 DİŞLİ - C 45 KAYNAKLI FATURA *ST 52 SPROCKET WITH C 45 WELDED HUB* | 32B-1-12 | 133 | 30 | 80 | ST 52 DİŞLİ - C 45 KAYNAKLI FATURA *ST 52 SPROCKET WITH C 45 WELDED HUB* | 32B-2-12 | 133 | 30 | 120 | 12 | 216,80 | 196,28 | 167,07 | 146,6 |
| | 32B-1-13 | 145 | 30 | 80 | | 32B-2-13 | 145 | 30 | 120 | 13 | 232,80 | 212,27 | 183,06 | 162,6 |
| | 32B-1-14 | 160 | 30 | 80 | | 32B-2-14 | 160 | 30 | 120 | 14 | 248,80 | 228,29 | 199,08 | 178,6 |
| | 32B-1-15 | 160 | 30 | 80 | | 32B-2-15 | 160 | 30 | 120 | 15 | 264,80 | 244,33 | 215,12 | 194,7 |
| | 32B-1-16 | 160 | 30 | 90 | | 32B-2-16 | 160 | 30 | 120 | 16 | 280,90 | 260,39 | 231,18 | 210,7 |
| | 32B-1-17 | 170 | 30 | 90 | | 32B-2-17 | 180 | 30 | 120 | 17 | 296,90 | 276,46 | 247,25 | 226,8 |
| | 24B-1-18 | 170 | 30 | 90 | | 32B-2-18 | 180 | 30 | 120 | 18 | 313,00 | 292,55 | 263,34 | 242,9 |
| | 32B-1-19 | 170 | 30 | 90 | | 32B-2-19 | 200 | 30 | 120 | 19 | 329,10 | 308,64 | 279,43 | 259,0 |
| | 32B-1-20 | 180 | 30 | 90 | | 32B-2-20 | 200 | 30 | 120 | 20 | 345,20 | 324,74 | 295,53 | 275,1 |
| | 32B-1-21 | 180 | 30 | 90 | | 32B-2-21 | 200 | 30 | 120 | 21 | 361,30 | 340,84 | 311,63 | 291,2 |
| | 32B-1-22 | 180 | 30 | 90 | | 32B-2-22 | 200 | 30 | 120 | 22 | 377,50 | 356,96 | 327,75 | 307,3 |
| | 32B-1-23 | 180 | 30 | 90 | | 32B-2-23 | 200 | 30 | 120 | 23 | 393,60 | 373,07 | 343,86 | 323,4 |
| | 32B-1-24 | 180 | 30 | 90 | | 32B-2-24 | 200 | 30 | 120 | 24 | 409,70 | 389,19 | 359,98 | 339,5 |
| | 32B-1-25 | 180 | 30 | 90 | | 32B-2-25 | 200 | 30 | 120 | 25 | 425,80 | 405,32 | 376,11 | 355,7 |
| | 32B-1-26 | 180 | 30 | 90 | | 32B-2-26 | 200 | 30 | 120 | 26 | 441,90 | 421,45 | 392,24 | 371,8 |
| | 32B-1-27 | 180 | 30 | 90 | | 32B-2-27 | 200 | 30 | 120 | 27 | 458,10 | 437,58 | 408,37 | 387,9 |
| | 32B-1-28 | 180 | 30 | 90 | | 32B-2-28 | 200 | 30 | 120 | 28 | 474,20 | 453,72 | 424,51 | 404,1 |
| | 32B-1-29 | 180 | 30 | 90 | | 32B-2-29 | 200 | 30 | 120 | 29 | 492,00 | 469,85 | 440,64 | 420,2 |
| | 32B-1-30 | 180 | 30 | 90 | | 32B-2-30 | 200 | 30 | 120 | 30 | 506,50 | 485,99 | 456,78 | 436,3 |

# Burçlu Zincir Dişliler

*Sprockets For Taper Bushes*




GÜLÖZ

# 06B (3/8") ADIMLI BURÇLU ZİNCİR DİŞLİLER
## *06B (3/8") PITCH SPROCKETS FOR TAPER BUSHES*

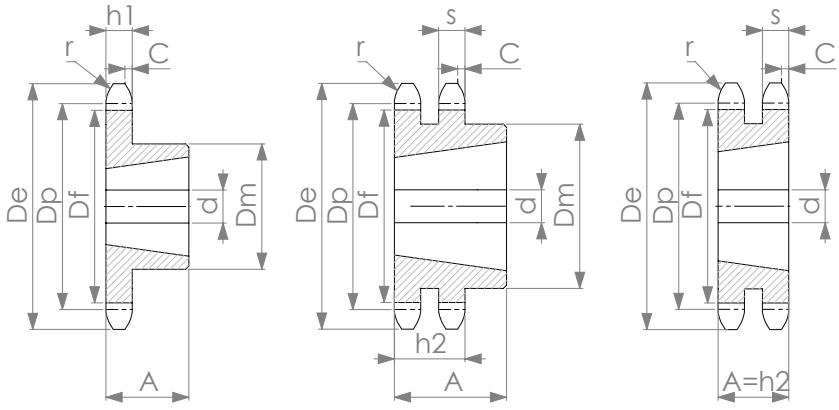


TİP 1
*TYPE 1*

TİP 2
TYPE 2

TİP 3
TYPE 3

| DİŞLİ ÖLÇÜLER *SPROCKET DIMENSIONS* | | | | | ZİNCİR ÖLÇÜLERİ *CHAIN DIMENSIONS* | | | DIN 8187 ISO/R 606 |
|---|---|---|---|---|---|---|---|---|
| h1 | h2 | C | r | s | P HATVE *PITCH* | L İÇ GENİŞLİK *INTERNAL WIDTH* | dr MAKARA ÇAPI *ROLLER DIAMETER* | |
| 5,30 | 15,40 | 1,00 | 10,00 | 5,20 | 9,525 | 5,72 | 6,35 | [mm] |

**06B -1-2** **3/8" (9,525)**

**TEK VE ÇİFT SIRA ZİNCİR DİŞLİLER**
*SIMPLEX AND DUPLEX SPROCKETS*

| TEK SIRA / *SIMPLEX* | | | | | | ÇİFT SIRA / *DUPLEX* | | | | | | DİŞ SAYISI *N. OF TEETH* | De | Dp | Df |
|---|---|---|---|---|---|---|---|---|---|---|---|---|---|---|---|
| MALZEME *MATERIAL* | KOD *CODE* | TİP *TYPE* | BURÇ *BUSH* | Dm | A | MALZEME *MATERIAL* | KOD *CODE* | TİP *TYPE* | BURÇ *BUSH* | Dm | A | | | | |
| C 45 | 06B-1-17 | 1 | 1008 | 45 | 22,00 | C 45 | 06B-2-17 | 2 | 1008 | 41 | 22,00 | 17 | 55,30 | 51,84 | 45,49 |
| | 06B-1-18 | 1 | 1008 | 45 | 22,00 | | 06B-2-18 | 2 | 1008 | 43 | 22,00 | 18 | 58,30 | 54,85 | 48,50 |
| | 06B-1-19 | 1 | 1008 | 45 | 22,00 | | 06B-2-19 | 2 | 1008 | 46 | 22,00 | 19 | 61,30 | 57,87 | 51,52 |
| | 06B-1-20 | 1 | 1008 | 46 | 22,00 | | 06B-2-20 | 2 | 1008 | 48 | 22,00 | 20 | 64,30 | 60,89 | 54,54 |
| | 06B-1-21 | 1 | 1008 | 46 | 22,00 | | 06B-2-21 | 2 | 1008 | 49 | 22,00 | 21 | 68,00 | 63,91 | 57,56 |
| | 06B-1-22 | 1 | 1108 | 50 | 22,00 | | 06B-2-22 | 2 | 1108 | 52 | 22,00 | 22 | 71,00 | 66,93 | 60,58 |
| | 06B-1-23 | 1 | 1210 | 63 | 25,00 | | 06B-2-23 | 2 | 1210 | 59 | 25,00 | 23 | 73,50 | 69,95 | 63,60 |
| | 06B-1-24 | 1 | 1210 | 63 | 25,00 | | 06B-2-24 | 2 | 1210 | 61 | 25,00 | 24 | 77,00 | 72,97 | 66,62 |
| | 06B-1-25 | 1 | 1210 | 63 | 25,00 | | 06B-2-25 | 2 | 1210 | 64 | 25,00 | 25 | 80,00 | 76,00 | 69,65 |
| | 06B-1-26 | 1 | 1210 | 63 | 25,00 | | 06B-2-26 | 2 | 1210 | 65 | 25,00 | 26 | 83,00 | 79,02 | 72,67 |
| | 06B-1-27 | 1 | 1210 | 63 | 25,00 | | 06B-2-27 | 2 | 1210 | 70 | 25,00 | 27 | 86,00 | 82,05 | 75,70 |
| | 06B-1-28 | 1 | 1210 | 63 | 25,00 | | 06B-2-28 | 2 | 1210 | 70 | 25,00 | 28 | 89,00 | 85,07 | 78,72 |
| | 06B-1-29 | 1 | 1210 | 63 | 25,00 | | 06B-2-29 | 2 | 1210 | 70 | 25,00 | 29 | 92,00 | 88,10 | 81,75 |
| | 06B-1-30 | 1 | 1210 | 63 | 25,00 | | 06B-2-30 | 2 | 1210 | 75 | 25,00 | 30 | 94,70 | 91,12 | 84,77 |

# 08B (1/2") ADIMLI BURÇLU ZİNCİR DİŞLİLER
## *08B (1/2") PITCH SPROCKETS FOR TAPER BUSHES*

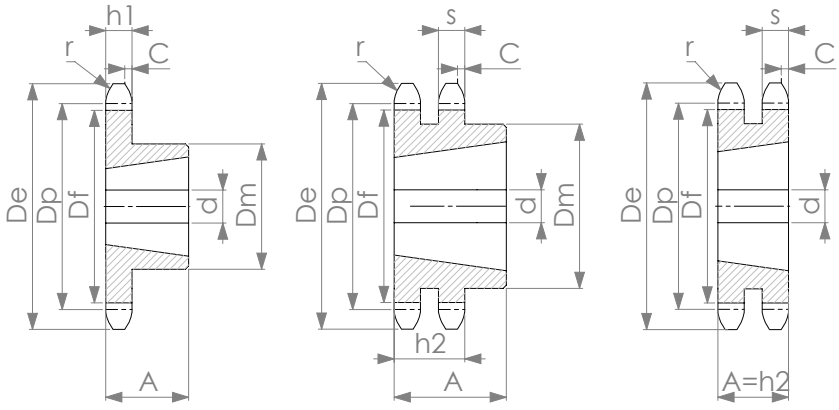


TİP 1 *TYPE 1* | TİP 2 TYPE 2 | TİP 3 TYPE 3

| DİŞLİ ÖLÇÜLER *SPROCKET DIMENSIONS* | | | | | ZİNCİR ÖLÇÜLERİ *CHAIN DIMENSIONS* | | | DIN 8187 ISO/R 606 |
|---|---|---|---|---|---|---|---|---|
| **h1** | **h2** | **C** | **r** | **s** | **P** *HATVE PITCH* | **L** İÇ GENİŞLİK *INTERNAL WIDTH* | **dr** MAKARA ÇAPI *ROLLER DIAMETER* | |
| 7,20 | 21,00 | 1,30 | 13,00 | 7,00 | 12,70 | 7,75 | 8,51 | [mm] |

**08B -1-2** **1/2" (12,7)**

**TEK VE ÇİFT SIRA ZİNCİR DİŞLİLER**
*SIMPLEX AND DUPLEX SPROCKETS*

| TEK SIRA / *SIMPLEX* | | | | | | ÇİFT SIRA / *DUPLEX* | | | | | | DİŞ SAYISI *N. OF TEETH* | **De** | **Dp** | **Df** |
|---|---|---|---|---|---|---|---|---|---|---|---|---|---|---|---|
| MALZEME *MATERIAL* | KOD *CODE* | TİP *TYPE* | BURÇ *BUSH* | **Dm** | **A** | MALZEME *MATERIAL* | KOD *CODE* | TİP *TYPE* | BURÇ *BUSH* | **Dm** | **A** | | | | |
| C 45 | 08B-1-15 | 1 | 1008 | 45 | 22,00 | C 45 | 08B-2-15 | 2 | 1008 | 46 | 22,00 | 15 | 65,50 | 61,08 | 52,57 |
| | 08B-1-16 | 1 | 1108 | 50 | 22,00 | | 08B-2-16 | 2 | 1108 | 50 | 22,00 | 16 | 69,50 | 65,10 | 56,59 |
| | 08B-1-17 | 1 | 1210 | 60 | 25,00 | | 08B-2-17 | 2 | 1210 | 56 | 25,00 | 17 | 73,60 | 69,12 | 60,61 |
| | 08B-1-18 | 1 | 1210 | 60 | 25,00 | | 08B-2-18 | 2 | 1210 | 60 | 25,00 | 18 | 77,80 | 73,14 | 64,63 |
| | 08B-1-19 | 1 | 1210 | 63 | 25,00 | | 08B-2-19 | 2 | 1210 | 62 | 25,00 | 19 | 81,70 | 77,16 | 68,65 |
| | 08B-1-20 | 1 | 1610 | 71 | 25,00 | | 08B-2-20 | 2 | 1610 | 66 | 25,00 | 20 | 85,80 | 81,18 | 72,67 |
| | 08B-1-21 | 1 | 1610 | 71 | 25,00 | | 08B-2-21 | 2 | 1610 | 70 | 25,00 | 21 | 89,70 | 85,21 | 76,70 |
| | 08B-1-22 | 1 | 1610 | 71 | 25,00 | | 08B-2-22 | 2 | 1610 | 76 | 25,00 | 22 | 93,80 | 89,24 | 80,73 |
| | 08B-1-23 | 1 | 1610 | 76 | 25,00 | | 08B-2-23 | 2 | 1610 | 79 | 25,00 | 23 | 98,20 | 93,27 | 84,76 |
| | 08B-1-24 | 1 | 1610 | 76 | 25,00 | | 08B-2-24 | 2 | 1610 | 84 | 25,00 | 24 | 101,80 | 97,30 | 88,79 |
| | 08B-1-25 | 1 | 1610 | 76 | 25,00 | | 08B-2-25 | 2 | 2012 | 87 | 32,00 | 25 | 105,80 | 101,33 | 92,82 |
| | 08B-1-26 | 1 | 1610 | 76 | 25,00 | | 08B-2-26 | 2 | 2012 | 87 | 32,00 | 26 | 110,00 | 105,36 | 96,85 |
| | 08B-1-27 | 1 | 1610 | 76 | 25,00 | | 08B-2-27 | 2 | 2012 | 87 | 32,00 | 27 | 114,00 | 109,40 | 100,89 |
| | 08B-1-28 | 1 | 2012 | 90 | 32,00 | | 08B-2-28 | 2 | 2012 | 87 | 32,00 | 28 | 118,00 | 113,43 | 104,92 |
| | 08B-1-29 | 1 | 2012 | 90 | 32,00 | | 08B-2-29 | 2 | 2012 | 87 | 32,00 | 29 | 122,00 | 117,46 | 108,95 |
| | 08B-1-30 | 1 | 2012 | 90 | 32,00 | | 08B-2-30 | 2 | 2012 | 87 | 32,00 | 30 | 126,10 | 121,50 | 112,99 |

# 10B (5/8") ADIMLI BURÇLU ZİNCİR DİŞLİLER
## *10B (5/8") PITCH SPROCKETS FOR TAPER BUSHES*

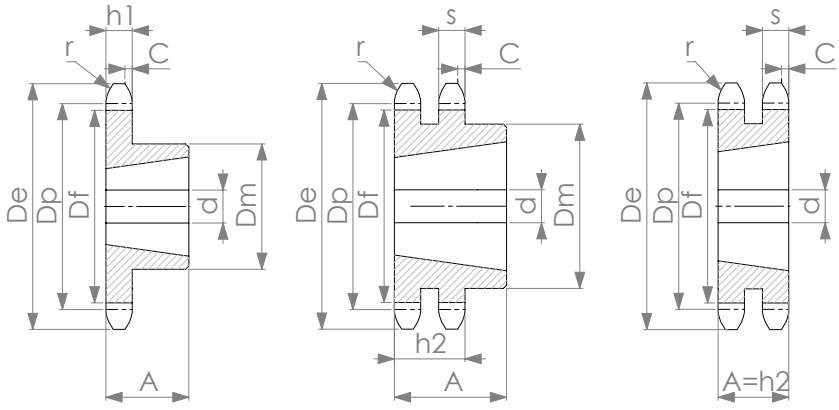


TİP 1 *TYPE 1* | TİP 2 TYPE 2 | TİP 3 TYPE 3

| DİŞLİ ÖLÇÜLER *SPROCKET DIMENSIONS* | | | | | ZİNCİR ÖLÇÜLERİ *CHAIN DIMENSIONS* | | | DIN 8187 ISO/R 606 |
|---|---|---|---|---|---|---|---|---|
| h1 | h2 | C | r | s | P HATVE *PITCH* | L İÇ GENİŞLİK *INTERNAL WIDTH* | dr MAKARA ÇAPI *ROLLER DIAMETER* | |
| 9,10 | 25,50 | 1,60 | 16,00 | 9,00 | 15,88 | 9,65 | 10,16 | [mm] |

**10B -1-2** **5/8" (15,875)**

**TEK VE ÇİFT SIRA ZİNCİR DİŞLİLER**
*SIMPLEX AND DUPLEX SPROCKETS*

| TEK SIRA / *SIMPLEX* | | | | | | ÇİFT SIRA / *DUPLEX* | | | | | | DİŞ SAYISI *N. OF TEETH* | De | Dp | Df |
|---|---|---|---|---|---|---|---|---|---|---|---|---|---|---|---|
| MALZEME *MATERIAL* | KOD *CODE* | TİP *TYPE* | BURÇ *BUSH* | Dm | A | MALZEME *MATERIAL* | KOD *CODE* | TİP *TYPE* | BURÇ *BUSH* | Dm | A | | | | |
| C 45 | 10B-1-13 | 1 | 1008 | 47 | 22,00 | C 45 | 10B-2-13 | 3 | 1210 | - | 25,50 | 13 | 73,00 | 66,33 | 56,17 |
| | 10B-1-14 | 1 | 1108 | 52 | 22,00 | | 10B-2-14 | 3 | 1210 | - | 25,50 | 14 | 78,00 | 71,34 | 61,18 |
| | 10B-1-15 | 1 | 1210 | 60 | 25,00 | | 10B-2-15 | 3 | 1610 | - | 25,50 | 15 | 83,00 | 76,35 | 66,19 |
| | 10B-1-16 | 1 | 1610 | 70 | 25,00 | | 10B-2-16 | 3 | 1610 | - | 25,50 | 16 | 88,00 | 81,37 | 71,21 |
| | 10B-1-17 | 1 | 1610 | 71 | 25,00 | | 10B-2-17 | 3 | 1610 | - | 25,50 | 17 | 93,00 | 86,39 | 76,23 |
| | 10B-1-18 | 1 | 1610 | 75 | 25,00 | | 10B-2-18 | 3 | 1610 | - | 25,50 | 18 | 98,30 | 91,42 | 81,26 |
| | 10B-1-19 | 1 | 1610 | 75 | 25,00 | | 10B-2-19 | 3 | 1610 | - | 25,50 | 19 | 103,30 | 96,45 | 86,29 |
| | 10B-1-20 | 1 | 1610 | 75 | 25,00 | | 10B-2-20 | 3 | 1610 | - | 25,50 | 20 | 108,40 | 101,48 | 91,32 |
| | 10B-1-21 | 1 | 1610 | 76 | 25,00 | | 10B-2-21 | 3 | 1610 | - | 25,50 | 21 | 113,40 | 106,51 | 96,35 |
| | 10B-1-22 | 1 | 1610 | 76 | 25,00 | | 10B-2-22 | 3 | 1610 | - | 25,50 | 22 | 118,00 | 111,55 | 101,39 |
| | 10B-1-23 | 1 | 1610 | 76 | 25,00 | | 10B-2-23 | 3 | 1610 | - | 25,50 | 23 | 123,40 | 116,59 | 106,43 |
| | 10B-1-24 | 1 | 2012 | 90 | 32,00 | | 10B-2-24 | 2 | 2012 | 90 | 32,00 | 24 | 128,30 | 121,62 | 111,46 |
| | 10B-1-25 | 1 | 2012 | 90 | 32,00 | | 10B-2-25 | 2 | 2012 | 90 | 32,00 | 25 | 134,00 | 126,66 | 116,50 |
| | 10B-1-26 | 1 | 2012 | 90 | 32,00 | | 10B-2-26 | 2 | 2012 | 90 | 32,00 | 26 | 139,00 | 131,70 | 121,54 |
| | 10B-1-27 | 1 | 2012 | 90 | 32,00 | | 10B-2-27 | 2 | 2012 | 90 | 32,00 | 27 | 144,00 | 136,74 | 126,58 |
| | 10B-1-28 | 1 | 2012 | 90 | 32,00 | | 10B-2-28 | 2 | 2012 | 90 | 32,00 | 28 | 148,70 | 141,79 | 131,63 |
| | 10B-1-29 | 1 | 2012 | 90 | 32,00 | | 10B-2-29 | 2 | 2012 | 90 | 32,00 | 29 | 153,80 | 146,83 | 136,67 |
| | 10B-1-30 | 1 | 2012 | 90 | 32,00 | | 10B-2-30 | 2 | 2012 | 90 | 32,00 | 30 | 158,80 | 151,87 | 141,71 |

# 12B (3/4") ADIMLI BURÇLU ZİNCİR DİŞLİLER
## *12B (3/4") PITCH SPROCKETS FOR TAPER BUSHES*

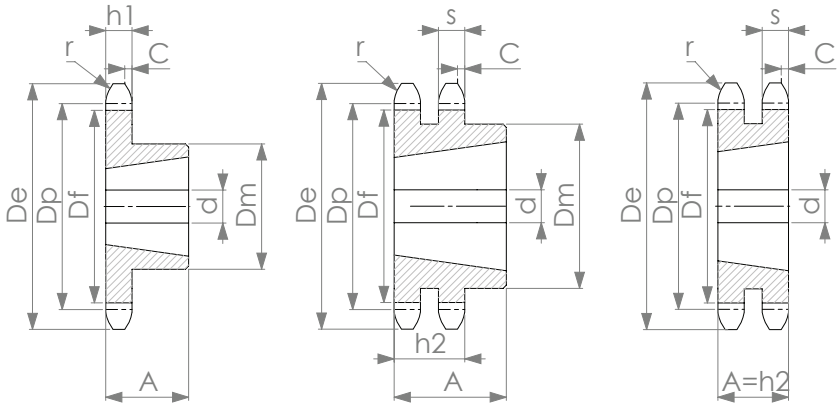


TİP 1 *TYPE 1* | TİP 2 TYPE 2 | TİP 3 TYPE 3

| DİŞLİ ÖLÇÜLER *SPROCKET DIMENSIONS* | | | | | ZİNCİR ÖLÇÜLERİ *CHAIN DIMENSIONS* | | | DIN 8187 ISO/R 606 |
|---|---|---|---|---|---|---|---|---|
| h1 | h2 | C | r | s | P *HATVE PITCH* | L İÇ GENİŞLİK *INTERNAL WIDTH* | dr MAKARA ÇAPI *ROLLER DIAMETER* | |
| 11,10 | 30,30 | 2,00 | 19,00 | 10,80 | 19,05 | 11,68 | 12,07 | [mm] |

**12B -1-2** **3/4" (19,05)**

**TEK VE ÇİFT SIRA ZİNCİR DİŞLİLER**
*SIMPLEX AND DUPLEX SPROCKETS*

| TEK SIRA / *SIMPLEX* | | | | | | ÇİFT SIRA / *DUPLEX* | | | | | | DİŞ SAYISI *N. OF TEETH* | De | Dp | Df |
|---|---|---|---|---|---|---|---|---|---|---|---|---|---|---|---|
| MALZEME *MATERIAL* | KOD *CODE* | TİP *TYPE* | BURÇ *BUSH* | Dm | A | MALZEME *MATERIAL* | KOD *CODE* | TİP *TYPE* | BURÇ *BUSH* | Dm | A | | | | |
| C 45 | 12B-1-13 | 1 | 1210 | 60 | 25,00 | C 45 | - | - | - | - | - | 13 | 87,50 | 79,60 | 67,53 |
| | 12B-1-14 | 1 | 1610 | 70 | 25,00 | | 12B-2-14 | 3 | 1610 | - | 30,30 | 14 | 93,60 | 85,61 | 73,54 |
| | 12B-1-15 | 1 | 1610 | 70 | 25,00 | | 12B-2-15 | 3 | 1610 | - | 30,30 | 15 | 99,80 | 91,63 | 79,56 |
| | 12B-1-16 | 1 | 1610 | 75 | 25,00 | | 12B-2-16 | 3 | 1610 | - | 30,30 | 16 | 105,50 | 97,65 | 85,58 |
| | 12B-1-17 | 1 | 1610 | 76 | 25,00 | | 12B-2-17 | 3 | 1610 | - | 30,30 | 17 | 111,50 | 103,67 | 91,60 |
| | 12B-1-18 | 1 | 2012 | 90 | 32,00 | | 12B-2-18 | 2 | 2012 | 90 | 32,00 | 18 | 118,00 | 109,70 | 97,63 |
| | 12B-1-19 | 1 | 2012 | 90 | 32,00 | | 12B-2-19 | 2 | 2012 | 90 | 32,00 | 19 | 124,20 | 115,74 | 103,67 |
| | 12B-1-20 | 1 | 2012 | 90 | 32,00 | | 12B-2-20 | 2 | 2517 | 108 | 45,00 | 20 | 129,70 | 121,78 | 109,71 |
| | 12B-1-21 | 1 | 2517 | 102 | 45,00 | | 12B-2-21 | 2 | 2517 | 108 | 45,00 | 21 | 136,00 | 127,82 | 115,75 |
| | 12B-1-22 | 1 | 2517 | 102 | 45,00 | | 12B-2-22 | 2 | 2517 | 108 | 45,00 | 22 | 141,80 | 133,86 | 121,79 |
| | 12B-1-23 | 1 | 2517 | 108 | 45,00 | | 12B-2-23 | 2 | 2517 | 108 | 45,00 | 23 | 149,00 | 139,90 | 127,83 |
| | 12B-1-24 | 1 | 2517 | 108 | 45,00 | | 12B-2-24 | 2 | 2517 | 108 | 45,00 | 24 | 153,90 | 145,95 | 133,88 |
| | 12B-1-25 | 1 | 2517 | 108 | 45,00 | | 12B-2-25 | 2 | 2517 | 108 | 45,00 | 25 | 160,00 | 151,99 | 139,92 |
| | 12B-1-26 | 1 | 2517 | 108 | 45,00 | | 12B-2-26 | 2 | 2517 | 108 | 45,00 | 26 | 165,90 | 158,04 | 145,97 |
| | 12B-1-27 | 1 | 2517 | 108 | 45,00 | | 12B-2-27 | 2 | 2517 | 108 | 45,00 | 27 | 172,30 | 164,09 | 152,02 |
| | 12B-1-28 | 1 | 2517 | 108 | 45,00 | | 12B-2-28 | 2 | 2517 | 108 | 45,00 | 28 | 178,00 | 170,14 | 158,07 |
| | 12B-1-29 | 1 | 2517 | 108 | 45,00 | | 12B-2-29 | 2 | 2517 | 108 | 45,00 | 29 | 184,10 | 176,19 | 164,12 |
| | 12B-1-30 | 1 | 2517 | 108 | 45,00 | | 12B-2-30 | 2 | 2517 | 108 | 45,00 | 30 | 190,50 | 182,25 | 170,18 |

# 16B (1") ADIMLI BURÇLU ZİNCİR DİŞLİLER
## *16B (1") PITCH SPROCKETS FOR TAPER BUSHES*

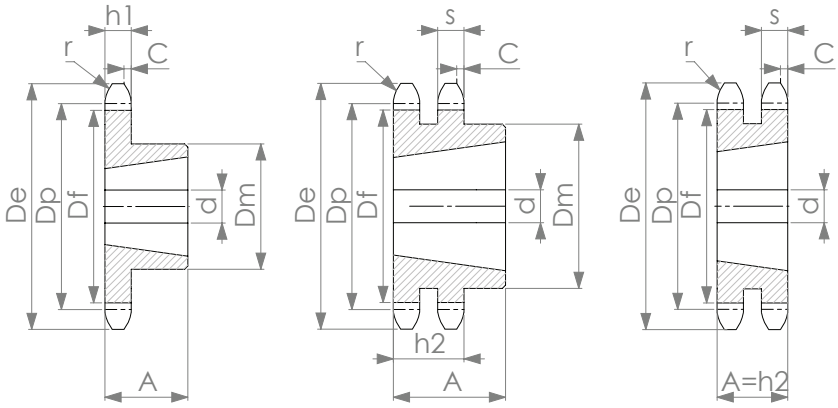


TİP 1
*TYPE 1*

TİP 2
TYPE 2

TİP 3
TYPE 3

| DİŞLİ ÖLÇÜLER *SPROCKET DIMENSIONS* | | | | | ZİNCİR ÖLÇÜLERİ *CHAIN DIMENSIONS* | | | DIN 8187 ISO/R 606 |
|---|---|---|---|---|---|---|---|---|
| h1 | h2 | C | r | s | P HATVE *PITCH* | L İÇ GENİŞLİK *INTERNAL WIDTH* | dr MAKARA ÇAPI *ROLLER DIAMETER* | |
| 16,20 | 47,70 | 2,50 | 26,00 | 15,80 | 25,40 | 17,02 | 15,88 | [mm] |

**16B -1-2** **1" (25,4)**

**TEK VE ÇİFT SIRA ZİNCİR DİŞLİLER**
*SIMPLEX AND DUPLEX SPROCKETS*

| TEK SIRA / *SIMPLEX* | | | | | | ÇİFT SIRA / *DUPLEX* | | | | | | DİŞ SAYISI *N. OF TEETH* | De | Dp | Df |
|---|---|---|---|---|---|---|---|---|---|---|---|---|---|---|---|
| MALZEME *MATERIAL* | KOD *CODE* | TİP *TYPE* | BURÇ *BUSH* | Dm | A | MALZEME *MATERIAL* | KOD *CODE* | TİP *TYPE* | BURÇ *BUSH* | Dm | A | | | | |
| C 45 | 16B-1-13 | 1 | 1610 | 73 | 25,00 | C 45 | 16B-2-13 | 3 | 2012 | - | 47,70 | 13 | 117,00 | 106,14 | 90,26 |
| | 16B-1-14 | 1 | 1610 | 76 | 25,00 | | 16B-2-14 | 3 | 2012 | - | 47,70 | 14 | 125,00 | 114,15 | 98,27 |
| | 16B-1-15 | 1 | 1610 | 76 | 25,00 | | 16B-2-15 | 3 | 2012 | - | 47,70 | 15 | 133,00 | 122,17 | 106,29 |
| | 16B-1-16 | 1 | 2012 | 90 | 32,00 | | 16B-2-16 | 3 | 2517 | - | 47,70 | 16 | 141,00 | 130,20 | 114,32 |
| | 16B-1-17 | 1 | 2012 | 90 | 32,00 | | 16B-2-17 | 3 | 2517 | - | 47,70 | 17 | 149,00 | 138,23 | 122,35 |
| | 16B-1-18 | 1 | 2517 | 108 | 45,00 | | 16B-2-18 | 3 | 2517 | - | 47,70 | 18 | 157,00 | 146,27 | 130,39 |
| | 16B-1-19 | 1 | 2517 | 108 | 45,00 | | 16B-2-19 | 3 | 2517 | - | 47,70 | 19 | 165,20 | 154,32 | 138,44 |
| | 16B-1-20 | 1 | 2517 | 108 | 45,00 | | 16B-2-20 | 3 | 2517 | - | 47,70 | 20 | 173,00 | 162,37 | 146,49 |
| | 16B-1-21 | 1 | 2517 | 110 | 45,00 | | 16B-2-21 | 2 | 3020 | 140 | 51,00 | 21 | 181,20 | 170,42 | 154,54 |
| | 16B-1-22 | 1 | 2517 | 110 | 45,00 | | 16B-2-22 | 2 | 3020 | 140 | 51,00 | 22 | 189,30 | 178,48 | 162,60 |
| | 16B-1-23 | 1 | 2517 | 110 | 45,00 | | 16B-2-23 | 2 | 3020 | 140 | 51,00 | 23 | 197,50 | 186,54 | 170,66 |
| | 16B-1-24 | 1 | 2517 | 110 | 45,00 | | 16B-2-24 | 2 | 3020 | 140 | 51,00 | 24 | 205,50 | 194,60 | 178,72 |
| | 16B-1-25 | 1 | 2517 | 110 | 45,00 | | 16B-2-25 | 2 | 3020 | 140 | 51,00 | 25 | 213,50 | 202,66 | 186,78 |
| | 16B-1-26 | 1 | 2517 | 110 | 45,00 | | 16B-2-26 | 2 | 3020 | 140 | 51,00 | 26 | 221,60 | 210,72 | 194,84 |
| | 16B-1-27 | 1 | 2517 | 110 | 45,00 | | 16B-2-27 | 2 | 3020 | 140 | 51,00 | 27 | 229,60 | 218,79 | 202,91 |
| | 16B-1-28 | 1 | 2517 | 110 | 45,00 | | 16B-2-28 | 2 | 3020 | 140 | 51,00 | 28 | 237,70 | 226,86 | 210,98 |
| | 16B-1-29 | 1 | 2517 | 110 | 45,00 | | 16B-2-29 | 2 | 3020 | 140 | 51,00 | 29 | 245,80 | 234,93 | 219,05 |
| | 16B-1-30 | 1 | 3020 | 140 | 51,00 | | 16B-2-30 | 2 | 3020 | 140 | 51,00 | 30 | 254,00 | 243,00 | 227,12 |

# KAPLİNLER

# *COUPLINGS*



GÜLÖZ

# KAPLİNLER
# *COUPLINGS*

- **BOŞLUKSUZ SERVO KAPLİNLER**
  *BACKLASH-FREE SERVO COUPLINGS*
- **GEK ÇELİK SERVO KAPLİNLER**
  *GEK STEEL SERVO COUPLINGS*
- **HRC KAPLİNLER**
  *HRC COUPLINGS*
  - **PİLOT HRC KAPLİNLER**
    *PILOT BORE HRC COUPLINGS*
  - **BURÇLU HRC KAPLİNLER**
    *HRC COUPLINGS FOR TAPER BUSHES*
- **PİMLİ ELASTOMER KAPLİNLER**
  *PIN & BUSH COUPLINGS*
  - **PİLOT PİMLİ ELASTOMER KAPLİNLER**
    *PILOT BORE PIN & BUSH COUPLINGS*
  - **BURÇLU PİMLİ ELASTOMER KAPLİNLER**
    *PIN & BUSH COUPLINGS FOR TAPER BUSHES*
- **TEKER KAPLİNLER**
  *TIRE COUPLINGS*
  - **PİLOT TEKER KAPLİNLER**
    *PILOT BORE TYRE COUPLINGS*
  - **BURÇLU TEKER KAPLİNLER**
    *TYRE COUPLINGS FOR TAPER BUSHES*
- **CD BİLEŞİK DİSK KAPLİNLER**
  *CD COMPOSITE DISC COUPLINGS*
- **ZL ESNEK DİŞLİ PİMLİ KAPLİNLER**
  *ZL FLEXIBLE GEAR PIN COUPLINGS*
- **DİŞLİ KAPLİNLER**
  *GEAR COUPLINGS*
- **SCHMIDT TİPİ KAÇIKLIK KAPLİNLERİ**
  *SCHMIDT OFFSET COUPLINGS*

# KAPLİN ÇEŞİTLERİ KIYAS TABLOSU
## *COUPLING TYPES COMPARISON TABLE*

| KAPLİN ÇEŞİTLERİ/ ÖZELLİKLER<br>*COUPLING TYPES/ SPECIFICATIONS* | | | BOŞLUKSUZ SERVO KAPLİNLER<br>*BACKLASH-FREE SERVO COUPLINGS* | GEK ÇELİK SERVO KAPLİNLER<br>*GEK STEEL SERVO COUPLINGS* | TEKER KAPLİNLER<br>*TYRE COUPLINGS* | HRC KAPLİNLER<br>*HRC COUPLINGS* | PİMLİ ELASTOMER KAPLİNLER<br>*PIN & BUSH COUPLINGS* | CD BİLEŞİK DİSK KAPLİNLER<br>*CD COMPOSITE DISC COUPLINGS* | ZL ESNEK DİŞLİ PİMLİ KAPLİNLER<br>*ZL FLEXIBLE GEAR PIN COUPLINGS* | DİŞLİ KAPLİNLER<br>*GEAR COUPLINGS* | SCHMIDT TİPİ KAÇIKLIK KAPLİNLERİ<br>*SCHMIDT OFFSET COUPLINGS* |
|---|---|---|---|---|---|---|---|---|---|---|---|
| ESNEKLİK<br>*FLEXIBILITY* | | | Burulma karşısında esnek<br>*Torsionally flexible* | Burulma karşısında esnek<br>*Torsionally flexible* | Yüksek derecede esnek<br>*Highly flexible* | Esnek<br>*Flexible* | Esnek<br>*Flexible* | Burulma Karşısında Rijit<br>*Torsionally Rigid* | Düşük esneklikli<br>*Low flexibility* | Rijit<br>*Rigid* | Rijit<br>*Rigid* |
| NOMİNAL TORK ARALIĞI<br>*RATED TORQUE RANGE* | | | 6-577 Nm | 24-2.612 Nm | 67-8.496 Nm | 70 Sh. 33 ... 2.640 Nm<br>83 Sh. 50 ... 3.960 Nm | 70 Sh. 43 ... 141.400 Nm<br>83 Sh. 58 ... 193.921 Nm | 23 ... 121.930 Nm | 367 ... 597.272 Nm | 1.484 ... 196.247 Nm | Rulman ömrüne bağlı<br>*Depends on bearing-lifetime* |
| MAKS. TORK ARALIĞI<br>*MAX. TORQUE RANGE* | | | 9 ... 865 Nm | 42 ... 4.571 Nm | 134 ... 16.992 Nm | 70 Sh. 58 ... 4.620 Nm<br>83 Sh. 88 ... 6.930 Nm | 70 Sh. 86 ... 282.800 Nm<br>83 Sh. 116 ... 387.842 Nm | 46 ... 243.860 Nm | 734 ... 1.194.544 Nm | 2.968 ... 392.494 Nm | Rulman ömrüne bağlı<br>*Depends on bearing-lifetime* |
| MAKS. HIZ ARALIĞI<br>*MAX. SPEED RANGE* | | | 2.500 ... 16.000 rpm | 1.500 ... 8.000 rpm | 1.500 ... 5.000 rpm | 1.800 ... 7.000 rpm | 650 ... 6750 rpm | 1.250 ... 11.000 rpm | 750 ... 4.000 rpm | 1.600 ... 6.500 rpm | 1.000-2.500 rpm |
| MİL KAÇIKLIK LİMİT ARALIKLARI<br>*SHAFT MISALINMENT LIMIT RANGES* | Eksenel<br>*Axial* | Δax [mm] | +0,6 ... +2,4 | +1,0 ... +3,0 | ∓1,1 ...∓6,0 | +1,0 ... +3,0 | +0,48 ... +5,0 | ∓0,3 ...∓ 3,2 | ∓2,0 ...∓ 12,0 | ∓5 ...∓ 32 | 0,02 ... 0,06 |
| | Radyal<br>*Radial* | Δr [mm] | 0,13 ... 0,24 | 0,16 ... 0,26 | 1,0 ... 5,0 | 0,35 .. 0,55 | 0,17 ... 1,13 | 0,08 ... 2,00 | 0,18 ... 0,55 | 0,036 .. 0,236 | ∓40 ...∓150 |
| | Açısal<br>*Angular* | Δan [ ° ] | 1 | 1 | 4 | 1,0 ... 1,4 | 0,75 ... 1,0 | 2,0 ... 2,5 | 0,5 ... 1,5 | 0,75 | 0,10 ... 0,24 |
| ORTAK SICAKLIĞI<br>*AMBIENT TEMPERATURE* | | | -30 °C ... +70 °C | -30 °C ... +70 °C | -30 °C ... +50 °C | 70 Sh. -30 °C ... +50 °C<br>83 Sh. -20 °C ... +70 °C | 70 Sh. -30 °C ... +50 °C<br>83 Sh. -20 °C ... +70 °C | -50 °C ... +120 °C | -30 °C ... +100 °C | S.G.* -30 °C ... +120 °C<br>PAO** -40 °C ... +150 °C | -30 °C ... +120 °C |
| AĞIRLIK ARALIĞI<br>*WEIGHT RANGE*<br>(kg) | | | 0,02 ... 4,3 | 0,75 ... 62,25 | Pilot / Pilot 2,28...325,41<br>Burçlu / *for Taper Bush* 1,83...188,7 | Pilot / Pilot 0,87...59,63<br>Burçlu / *for Taper Bush* 0,56...35,62 | Pilot / Pilot 2,21 ... 2489<br>Burçlu / *for Taper Bush* 1,44...148,6 | 0,28 ... 662 | 1,24 ... 4166,48 | 4,38 ... 915,22 | 1,46 ... 64,9 |

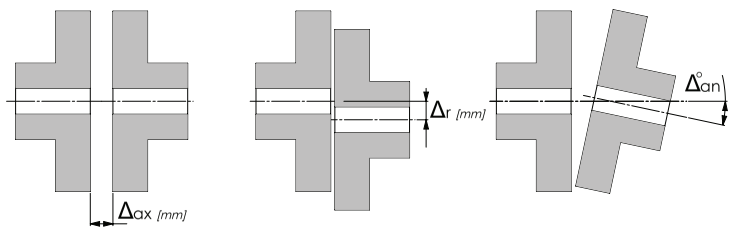


Eksenel Kaçıklık
*Axial Misalignment*

Radyal Kaçıklık
*Radial Misalignment*

Açısal Kaçıklık
*Angular Misalignment*

# BOŞLUKSUZ SERVO KAPLİNLER (BURULMA KARŞISINDA ESNEK)

# *BACKLASH-FREE SERVO COUPLINGS (TORSIONALLY FLEXIBLE)*




GÜLÖZ

**Genel Özellikler**
Boşluksuz
Yüksek pozisyonlama hassasiyeti
Burulma karşısında esnek
Yüksek hız dayanımı
Düşük ağırlık ve kütle atalet momenti

***General Specifications***
*Backlash-free*
*High positioning accuracy*
*Torsionally flexible*
*Higher speed capacity*
*Low weight and mass moment of inertia*

## Teknik Özellikler
## *Technical Specifications*

| MALZEME *MATERIAL* | KOD *CODE* | NOMİNAL TORK *RATED TORQUE* | MAKS. TORK *MAX. TORQUE* | MAKS. HIZ *MAX. SPEED* | MİL KAÇIKLIK LİMİTLERİ (3000 rpm)* *SHAFT MISALIGNMENT LIMITS (at 3000 rpm)** | | |
|---|---|---|---|---|---|---|---|
| | | *95 ShoreA* | *95 ShoreA* | | Eksenel *Axial* | Radyal *Radial* | Açısal *Angular* |
| | | Tkn [Nm] | Tmax. [Nm] | **nmax. [rpm]** | **Δax [mm]** | Δr [mm] | Δan [°] |
| ALÜMİNYUM *ALUMINIUM* | GS-09 | 6 | 9 | 16000 | +0,6 | 0,13 | 1 |
| | GS-14 | 15 | 22 | 11000 | +0,8 | 0,14 | 1 |
| | GS-19 | 27 | 40 | 9000 | +1,0 | 0,15 | 1 |
| | GS-24 | 75 | 112 | 6500 | +1,2 | 0,15 | 1 |
| | GS-28 | 116 | 174 | 5750 | +1,5 | 0,15 | 1 |
| | GS-38 | 211 | 316 | 4250 | +1,7 | 0,16 | 1 |
| | GS-42 | 330 | 495 | 3500 | +2,0 | 0,18 | 1 |
| | GS-48 | 430 | 645 | 3000 | +2,2 | 0,20 | 1 |
| | GS-55 | 577 | 865 | 2500 | +2,4 | 0,24 | 1 |

* Mil kaçıklık limitleri 3000 rpm için verilmiştir. Farklı hızlar için grafikten bulunan "Cn" sabiti ile çarpılarak limitlerin güncellenmesi gerekmektedir.
** Shaft misalignment limits are given for 3000 rpm. For different speeds, the limits must be updated by multiplying them by the "Cn" constant, found in the graph.*

### Elastomer Özellikleri
### *Elastomer Specifications*

| Malzeme *Material* | Sertlik *Hardness* | Ortam Sıcaklığı *Ambient Temperature* |
|---|---|---|
| Poliüretan *Polyurethane* | 95 ShoreA | -30 °C ... +70 °C |

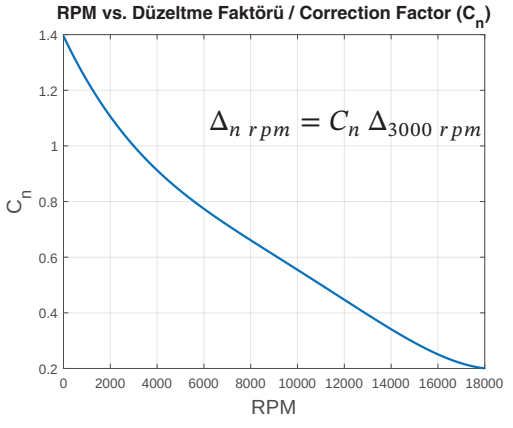


$\Delta_{n\ rpm}$ = Güncellenmiş mil kaçıklık limitleri/*Updated shaft misalignme*
$\Delta_{3000\ rpm}$ = Tablodaki mil kaçıklık limitleri/*Shaft misalignment limits i*
$C_n$ = Düzeltme Faktörü/*Correction Factor*

Eğer eksenel, radyal ve açısal mil kaçıklığı bir arada mevcutsa, aşağıdaki kısıtın ayrıca kontrol edilmesi gerekir.
*If there is combined axial, radial, and angular shaft misalignment, the following constraint must be checked additionally.*

$$\frac{\Delta_{ax\text{-}act}}{\Delta_{ax}} + \frac{\Delta_{r\text{-}act}}{\Delta_{r}} + \frac{\Delta_{an\text{-}act}}{\Delta_{an}} < 1$$

$\Delta_{ax-act}$ = Gerçek eksenel kaçıklık miktarı [mm]/*Actual amount of axial shaft misalignment [mm]*
$\Delta_{r-act}$ = Gerçek radal kaçıklık miktarı [mm]/*Actual amount of radial shaft misalignment [mm]*
$\Delta_{an-act}$ = Gerçek açısal kaçıklık miktarı [°]/*Actual amount of angular shaft misalignment* [°]
$\Delta_{ax}$ = Güncellenmiş eksenel kaçıklık limiti [mm]/*Updated axial shaft misalignment limit [mm]*
$\Delta_{r}$ = Güncellenmiş radyal kaçıklık limiti [mm]/*Updated radial shaft misalignment limit [mm]*
$\Delta_{an}$ = Güncellenmiş açısal kaçıklık limiti [°]/*Updated angular shaft misalignment limit* [°]





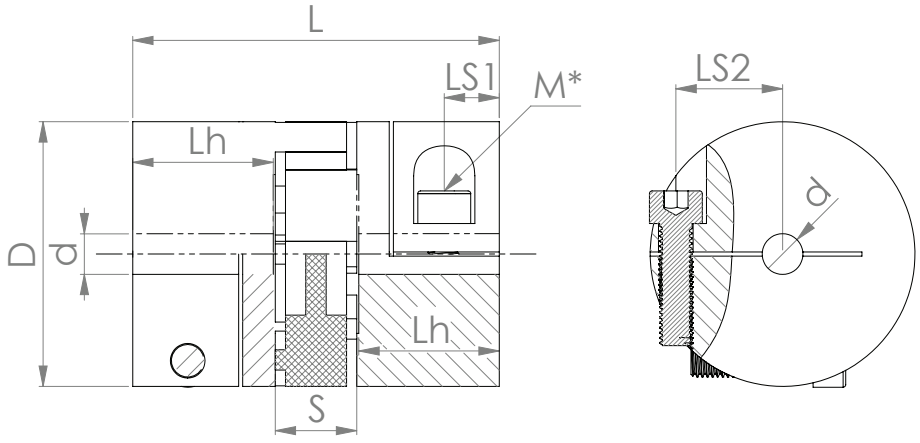


## GS

**BURULMA KARŞISINDA ESNEK**
*TORSIONALLY FLEXIBLE*

| MALZEME *MATERIAL* | KOD *CODE* | d | d max. | D | L | Lh | LS1 | LS2 | S | BAĞLANTI ELEMANLARI *CLAMPING SCREWS* DIN EN ISO 4762 - 12,9 | | KÜTLE ATALET MOMENTİ *MASS MOMENT OF INERTIA* | AĞIRLIK *WEIGHT* |
|---|---|---|---|---|---|---|---|---|---|---|---|---|---|
| | | | | | | | | | | M* | MS [Nm] | J* [$10^{-6}$.kgm$^2$] | m* [kg] |
| ALÜMİNYUM *ALUMINIUM* | GS-09 | 4 | 9 | 20 | 30 | 9,5 | 5 | 7 | 10 | M3 | 2,26 | 1,11 | 0,02 |
| | GS-14 | 6 | 14 | 30 | 35 | 11 | 5,5 | 11,5 | 12 | M3 | 2,26 | 6,38 | 0,05 |
| | GS-19 | 8 | 19 | 40 | 66 | 24,5 | 10 | 15 | 16 | M5 | 10,20 | 41,14 | 0,19 |
| | GS-24 | 10 | 24 | 55 | 78 | 29,5 | 12 | 21,5 | 18 | M6 | 17,51 | 170,67 | 0,42 |
| | GS-28 | 10 | 28 | 65 | 90 | 34,5 | 13,5 | 25,5 | 20 | M8 | 42,31 | 390,77 | 0,69 |
| | GS-38 | 15 | 38 | 80 | 114 | 44 | 16 | 31 | 24 | M8 | 42,31 | 1125,06 | 1,31 |
| | GS-42 | 15 | 42 | 95 | 126 | 49 | 19 | 36 | 26 | M10 | 83,58 | 2505,78 | 2,09 |
| | GS-48 | 18 | 48 | 105 | 140 | 55 | 21 | 38 | 28 | M12 | 143,17 | 4225,21 | 2,86 |
| | GS-55 | 20 | 55 | 120 | 160 | 64 | 25 | 46 | 30 | M12 | 143,17 | 8245,38 | 4,30 |

* Ağırlık ve kütle atalet momentleri pilot delik çapına göre komple kaplin takımı için verilmiştir.
* *Weights and mass moments of inertia are given for the complete coupling assembly based on the pilot bore diameter.*

# GEK ÇELİK SERVO KAPLİNLER

## *GEK STEEL SERVO COUPLINGS*



GÜLÖZ

# GEK ÇELİK SERVO KAPLİNLER
## *GEK STEEL SERVO COUPLINGS*

**Genel Özellikler**
Boşluksuz
Yüksek pozisyonlama hassasiyeti
Burulma karşısında esnek
Yüksek hız dayanımı
Ortası delik elastomer

***General Specifications***
*Backlash-free*
*High positioning accuracy*
*Torsionally flexible*
*Higher speed A8tapacity*
*Bored elastomer*

### Teknik Özellikler
### *Technical Specifications*

| MALZEME *MATERIAL* | KOD *CODE* | NOMİNAL TORK *RATED TORQUE* | MAKS. TORK *MAX. TORQUE* | MAKS. HIZ *MAX. SPEED* | MİL KAÇIKLIK LİMİTLERİ (3000 rpm)* *SHAFT MISALIGNMENT LIMITS (at 3000 rpm)** | | |
|---|---|---|---|---|---|---|---|
| | | 92 ShoreA | 92 ShoreA | | Eksenel *Axial* | Radyal *Radial* | Açısal *Angular* |
| | | Tkn [Nm] | Tmax. [Nm] | **nmax. [rpm]** | **Δax [mm]** | Δr [mm] | Δan [ ° ] |
| C45 | GEK-19 | 24 | 42 | 8500 | +1,0 | 0,16 | 1 |
| | GEK-24 | 64 | 112 | 6000 | +1,2 | 0,16 | 1 |
| | GEK-29 | 99 | 173 | 5500 | +1,5 | 0,16 | 1 |
| | GEK-38 | 181 | 316 | 4000 | +1,7 | 0,17 | 1 |
| | GEK-42 | 283 | 495 | 3250 | +2,0 | 0,20 | 1 |
| | GEK-48 | 368 | 644 | 3000 | +2,2 | 0,20 | 1 |
| | GEK-55 | 495 | 866 | 2500 | +2,3 | 0,22 | 1 |
| | GEK-65 | 739 | 1.293 | 2250 | +2,5 | 0,22 | 1 |
| | GEK-75 | 1.486 | 2.600 | 2000 | +2,7 | 0,24 | 1 |
| | GEK-90 | 2.612 | 4.571 | 1500 | +3,0 | 0,26 | 1 |

*Mil kaçıklık limitleri 3000 rpm için verilmiştir. Farklı hızlar için grafikten bulunan "Cn" sabiti ile çarpılarak limitlerin güncellenmesi gerekmektedir.
** Shaft misalignment limits are given for 3000 rpm. For different speeds, the limits must be updated by multiplying them by the "Cn" constant, found in the graph.*

### Elastomer Özellikleri
### *Elastomer Specifications*

| Malzeme *Material* | Sertlik *Hardness* | Ortam Sıcaklığı *Ambient Temperature* |
|---|---|---|
| Poliüretan *Polyurethane* | 95 ShoreA | -30 °C ... +70 °C |

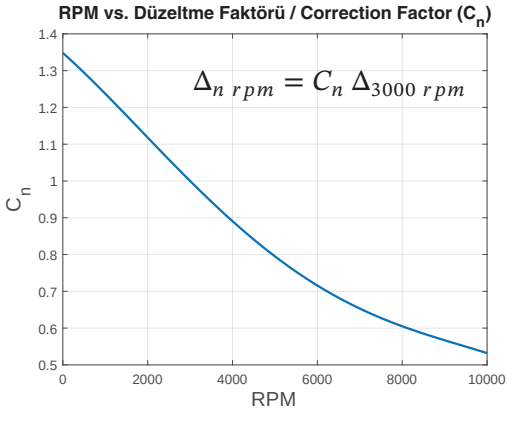


$\Delta_{n\ rpm}$ = Güncellenmiş mil kaçıklık limitleri/*Updated shaft misalignment limits*
$\Delta_{3000\ rpm}$ = Tablodaki mil kaçıklık limitleri/*Shaft misalignment limits in table*
$C_n$ = Düzeltme Faktörü/*Correction Factor*

Eğer eksenel, radyal ve açısal mil kaçıklığı bir arada mevcutsa, aşağıdaki kısıtın ayrıca kontrol edilmesi gerekir.
*If there is combined axial, radial, and angular shaft misalignment, the following constraint must be checked additionally.*

$$\frac{\Delta_{ax\text{-}act}}{\Delta_{ax}} + \frac{\Delta_{r\text{-}act}}{\Delta_{r}} + \frac{\Delta_{an\text{-}act}}{\Delta_{an}} < 1$$

$\Delta_{ax-act}$ = Gerçek eksenel kaçıklık miktarı [mm]/*Actual amount of axial shaft misalignment [mm]*
$\Delta_{r-act}$ = Gerçek radal kaçıklık miktarı [mm]/*Actual amount of radial shaft misalignment [mm]*
$\Delta_{an-act}$ = Gerçek açısal kaçıklık miktarı [°]/*Actual amount of angular shaft misalignment* [°]
$\Delta_{ax}$ = Güncellenmiş eksenel kaçıklık limiti [mm]/*Updated axial shaft misalignment limit [mm]*
$\Delta_{r}$ = Güncellenmiş radyal kaçıklık limiti [mm]/*Updated radial shaft misalignment limit [mm]*
$\Delta_{an}$ = Güncellenmiş açısal kaçıklık limiti [°]/*Updated angular shaft misalignment limit* [°]





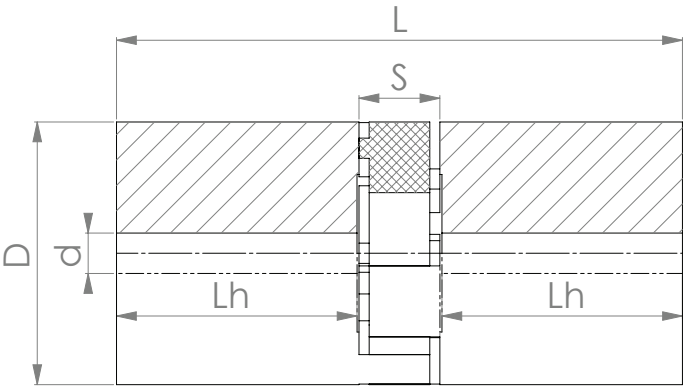


## GEK

### BURULMA KARŞISINDA ESNEK
*TORSIONALLY FLEXIBLE*

| MALZEME *MATERIAL* | KOD *CODE* | d | d max. | D | L | Lh | S | KÜTLE ATALET MOMENTİ *MASS MOMENT OF INERTIA* | AĞIRLIK *WEIGHT* |
|---|---|---|---|---|---|---|---|---|---|
| | | | | | | | | *J* [$10^{-3}$.kgm$^2$]* | *m* [kg]* |
| C45 | GEK-19 | 8 | 19 | 40 | 90 | 36,5 | 16 | 0,16 | 0,75 |
| | GEK-24 | 10 | 24 | 55 | 118 | 49,5 | 18 | 0,75 | 1,88 |
| | GEK-28 | 10 | 28 | 65 | 140 | 59,5 | 20 | 1,75 | 3,18 |
| | GEK-38 | 15 | 36 | 80 | 164 | 69 | 24 | 4,70 | 5,55 |
| | GEK-42 | 15 | 42 | 95 | 176 | 74 | 26 | 10,03 | 8,48 |
| | GEK-48 | 18 | 48 | 105 | 188 | 79 | 28 | 15,95 | 11,00 |
| | GEK-55 | 20 | 55 | 120 | 210 | 89 | 30 | 30,50 | 16,14 |
| | GEK-65 | 22 | 65 | 135 | 235 | 98 | 35 | 54,45 | 22,72 |
| | GEK-75 | 25 | 75 | 160 | 260 | 108 | 40 | 117,07 | 34,94 |
| | GEK-90 | 30 | 90 | 200 | 295 | 123 | 45 | 325,22 | 62,25 |

* Ağırlık ve kütle atalet momentleri pilot delik çapına göre komple kaplin takımı için verilmiştir.
* Weights and mass moments of inertia are given for the complete coupling assembly based on the pilot bore diameter.

# HRC KAPLİNLER

## *HRC COUPLINGS*






GÜLÖZ

**Genel Özellikler**
Orta seviye tork kapasitesi
Düşük boşluklu
Orta seviye mil kaçıklık limitleri
Orta seviye titreşim ve darbe sönümleme yeteneği
Ortası delik elastomer
Orta seviye hız limiti

***General Specifications***
*Moderate level torque capacity*
*Low backlash*
*Medium level shaft misalignment limits*
*Medium level vibration and shock damping ability*
*Bored elastomer*
*Medium level speed limit*

## Teknik Özellikler
## *Technical Specifications*

| MALZEME *MATERIAL* | KOD *CODE* | NOMİNAL TORK *RATED TORQUE* | | MAKS. HIZ *MAX. SPEED* | | MAKS. HIZ *MAX. SPEED* | MİL KAÇIKLIK LİMİTLERİ (3000 rpm)* *SHAFT MISALIGNMENT LIMITS* (at 3000 rpm)* | | |
|---|---|---|---|---|---|---|---|---|---|
| | | | | | | | Eksenel *Axial* | Radyal *Radial* | Açısal *Angular* |
| | | Doğal Kauçuk *Naturel Rubber* ***70 ShoreA*** | Poliüretan *Polyurethane* ***83 ShoreA*** | Doğal Kauçuk *Naturel Rubber* ***70 ShoreA*** | Poliüretan *Polyurethane* ***83 ShoreA*** | $n_{max.}$ [rpm] | $\Delta_{ax}$ [mm] | $\Delta_{r}$ [mm] | $\Delta_{an}$ [°] |
| | | Tkn [Nm] | | **Tmax. [Nm]** | | | | | |
| **GG 24**** | HRC-70 | 33 | 50 | 58 | 88 | 7000 | +1,00 | 0,35 | 1,0 |
| | HRC-90 | 75 | 113 | 131 | 198 | 6250 | +1,00 | 0,35 | 1,0 |
| | HRC-110 | 186 | 280 | 326 | 490 | 4750 | +1,00 | 0,35 | 1,0 |
| | HRC-130 | 277 | 416 | 485 | 728 | 4000 | +1,50 | 0,40 | 1,0 |
| | HRC-150 | 468 | 702 | 819 | 1.229 | 3500 | +2,00 | 0,40 | 1,0 |
| | HRC-180 | 652 | 978 | 1.141 | 1.712 | 3000 | +2,00 | 0,40 | 1,2 |
| | HRC-230 | 1.485 | 2.228 | 2.599 | 3.899 | 2250 | +2,00 | 0,55 | 1,2 |
| | HRC-280 | 2.640 | 3.960 | 4.620 | 6.930 | 1800 | +3,00 | 0,55 | 1,4 |

* Mil kaçıklık limitleri 3000 rpm için verilmiştir. Farklı hızlar için grafikten bulunan "Cn" sabiti ile çarpılarak limitlerin güncellenmesi gerekmektedir.
** Shaft misalignment limits are given for 3000 rpm. For different speeds, the limits must be updated by multiplying them by the "Cn" constant, found in the graph.*
** GG 24 : PİK DÖKÜM / *GREY CAST IRON*

### Elastomer Özellikleri
### *Elastomer Specifications*

| **Malzeme** *Material* | **Sertlik** *Hardness* | **Ortam Sıcaklığı** *Ambient Temperature* |
|---|---|---|
| Doğal Kauçuk *Naturel Rubber* | 70 ShoreA | -30 °C ... +50 °C |
| Poliüretan *Polyurethane* | 95 ShoreA | -30 °C ... +70 °C |

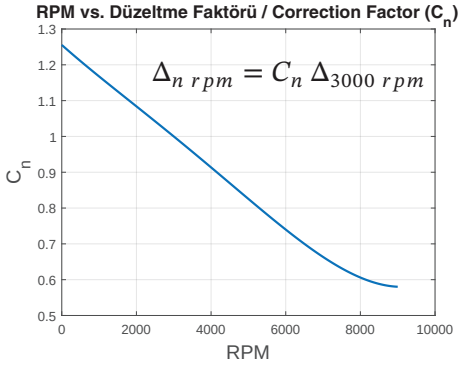


$\Delta_{n\ rpm}$ = Güncellenmiş mil kaçıklık limitleri/*Updated shaft misalignment limits*
$\Delta_{3000\ rpm}$ = Tablodaki mil kaçıklık limitleri/*Shaft misalignment limits in table*
$C_n$ = Düzeltme Faktörü/*Correction Factor*

Eğer eksenel, radyal ve açısal mil kaçıklığı bir arada mevcutsa, aşağıdaki kısıtın ayrıca kontrol edilmesi gerekir.
*If there is combined axial, radial, and angular shaft misalignment, the following constraint must be checked additionally.*

$$\frac{\Delta_{ax\text{-}act}}{\Delta_{ax}} + \frac{\Delta_{r\text{-}act}}{\Delta_{r}} + \frac{\Delta_{an\text{-}act}}{\Delta_{an}} < 1$$

$\Delta_{ax-act}$ = Gerçek eksenel kaçıklık miktarı [mm]/*Actual amount of axial shaft misalignment [mm]*
$\Delta_{r-act}$ = Gerçek radal kaçıklık miktarı [mm]/*Actual amount of radial shaft misalignment [mm]*
$\Delta_{an-act}$ = Gerçek açısal kaçıklık miktarı [°]/*Actual amount of angular shaft misalignment* [°]
$\Delta_{ax}$ = Güncellenmiş eksenel kaçıklık limiti [mm]/*Updated axial shaft misalignment limit [mm]*
$\Delta_{r}$ = Güncellenmiş radyal kaçıklık limiti [mm]/*Updated radial shaft misalignment limit [mm]*
$\Delta_{an}$ = Güncellenmiş açısal kaçıklık limiti [°]/*Updated angular shaft misalignment limit* [°]

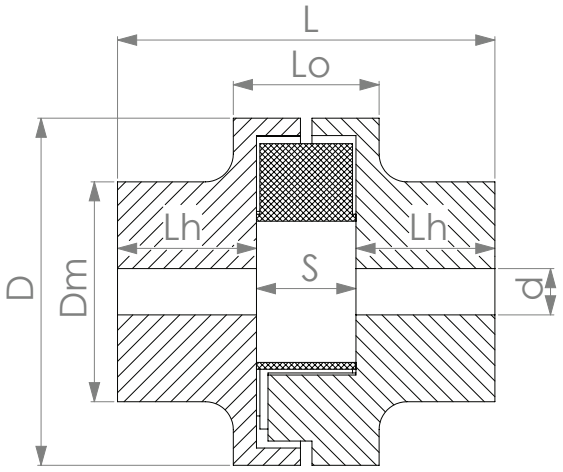




## HRC-P

**ESNEK**
*FLEXIBLE*

| MALZEME *MATERIAL* | KOD *CODE* | d | d max. | D | L | Lh | Lo | Dm | S | KÜTLE ATALET MOMENTİ *MASS MOMENT OF INERTIA* | AĞIRLIK *WEIGHT* |
|---|---|---|---|---|---|---|---|---|---|---|---|
| | | | | | | | | | | *J* [10-3.kgm2]* | *m* [kg]* |
| GG 24** | HRC-70-P | 6 | 25 | 70 | 65 | 23,5 | 22 | 45 | 18 | 0,40 | 0,87 |
| | HRC-90-P | 8 | 32 | 90 | 84 | 30 | 30 | 54 | 24 | 1,45 | 1,83 |
| | HRC-110-P | 10 | 55 | 110 | 121 | 45 | 47 | 82 | 31 | 6,51 | 5,26 |
| | HRC-130-P | 12 | 55 | 130 | 148 | 55,5 | 47 | 84 | 37 | 11,44 | 7,31 |
| | HRC-150-P | 16 | 60 | 150 | 163 | 60 | 63 | 95 | 43 | 24,40 | 10,97 |
| | HRC-180-P | 20 | 70 | 180 | 186 | 70 | 70 | 110 | 46 | 54,44 | 17,13 |
| | HRC-230-P | 24 | 90 | 230 | 239 | 90 | 85 | 134 | 59 | 164,08 | 32,49 |
| | HRC-280-P | 32 | 110 | 280 | 284 | 105,5 | 105 | 168 | 73 | 451,54 | 59,63 |

* Ağırlık ve kütle atalet momentleri pilot delik çapına göre komple kaplin takımı için verilmiştir.
* *Weights and mass moments of inertia are given for the complete coupling assembly based on the pilot bore diameter.*
** GG 24 : PİK DÖKÜM / GREY CAST IRON

## GÖBEK VARYASYONLARI
*HUB VARIATIONS*

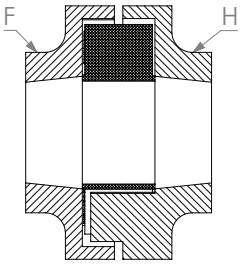


Göbek Stili *Hub Style* F / F

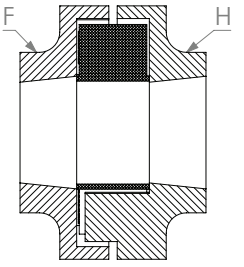


Göbek Stili *Hub Style* F / H

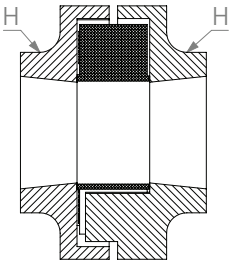


Göbek Stili *Hub Style* H / H

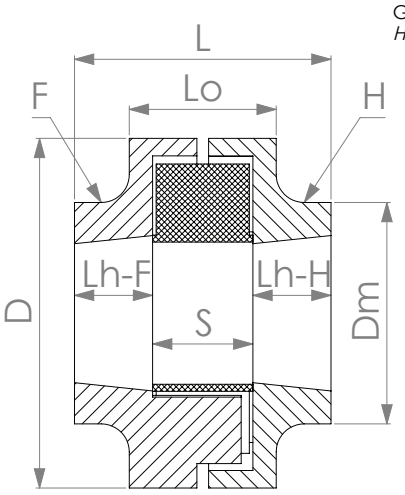


Göbek Stili *Hub Style* F / H



Göbek Stili *Hub Style* F / H

## HRC-B

**ESNEK**
*FLEXIBLE*

| MALZEME *MATERIAL* | KOD *CODE* | GÖBEK STİLİ *HUB STYLE* | BURÇ *BUSH* | d min. | d max. | D | L | Lh-F Lh-H | Lo | Dm | S | KÜTLE ATALET MOMENTİ *MASS MOMENT OF INERTIA* J* [$10^{-3}$.kgm2] | AĞIRLIK WEIGHT m* [kg] |
|---|---|---|---|---|---|---|---|---|---|---|---|---|---|
| GG 24** | HRC-70-B | F H | 1008 | 9 | 25 | 70 | 65 | 23,5 | 22 | 45 | 18 | 0,32 | 0,56 |
| | HRC-90-B | F H | 1108 | 9 | 28 | 90 | 71 | 23,5 | 30 | 54 | 24 | 1,00 | 1,25 |
| | HRC-110-B | F H | 1610 | 14 | 42 | 110 | 84 | 26,5 | 47 | 82 | 31 | 3,86 | 2,86 |
| | HRC-130-B | F H | 1610 | 14 | 42 | 130 | 90 | 26,5 | 47 | 84 | 37 | 6,43 | 3,97 |
| | HRC-150-B | F H | 2012 | 18 | 50 | 150 | 110 | 33,5 | 63 | 95 | 43 | 14,79 | 6,44 |
| | HRC-180-B | F H | 2517 | 20 | 65 | 180 | 139 | 46,5 | 70 | 110 | 46 | 33,75 | 10,26 |
| | HRC-230-B | F H | 3020 | 25 | 75 | 230 | 164 | 52,5 | 85 | 134 | 59 | 95,49 | 18,45 |
| | HRC-280-B | F H | 3525 | 35 | 90 | 280 | 206 | 66,5 | 105 | 168 | 73 | 276,15 | 35,62 |

* Ağırlık ve kütle atalet momentleri pilot delik çapına göre komple kaplin takımı için verilmiştir.
* *Weights and mass moments of inertia are given for the complete coupling assembly based on the pilot bore diameter.*
** GG 24 : PİK DÖKÜM / *GREY CAST IRON*

# PİMLİ ELASTOMER KAPLİNLER

## *PIN & BUSH COUPLINGS*






GÜLÖZ

## Genel Özellikler

Orta seviye tork kapasitesi
Düşük boşluklu
Kaplini sökmeden hızlı elastomer değişimi
Orta seviye mil kaçıklık limitleri
Orta seviye titreşim ve darbe sönümleme yeteneği
Orta seviye hız limiti

## *General Specifications*

*Moderate level torque capacity*
*Low backlash*
*Quick elastomer replacement without dismantling the coupling*
*Medium level shaft misalignment limits*
*Medium level vibration and shock damping ability*
*Medium level speed limit*

## Teknik Özellikler
## *Technical Specifications*

| MALZEME *MATERIAL* | KOD *CODE* | NOMİNAL TORK *RATED TORQUE* | | MAKS. TORK *MAX TORQUE* | | MAKS. HIZ *MAX. SPEED* nmax. [rpm] | MİL KAÇIKLIK LİMİTLERİ (1500 rpm)* *SHAFT MISALIGNMENT LIMITS (at 1500 rpm)** | | |
|---|---|---|---|---|---|---|---|---|---|
| | | Doğal Kauçuk *Naturel Rubber 70 ShoreA* | Poliüretan *Polyurethane 83 ShoreA* | Doğal Kauçuk *Naturel Rubber 70 ShoreA* | Poliüretan *Polyurethane 83 ShoreA* | | Eksenel *Axial* | Radyal *Radial* | Açısal *Angular* |
| | | *Tkn [Nm]* | | Tmax. [Nm] | | nmax. [rpm] | Δax [mm] | Δr [mm] | Δan [ ° ] |
| C 45 | PK-10 | 43 | 58 | 86 | 116 | 6.750 | +0,48 | 0,17 | 0,75 |
| | PK-11 | 96 | 132 | 192 | 264 | 6.250 | +0,48 | 0,19 | 0,75 |
| | PK-12 | 197 | 270 | 394 | 540 | 5.500 | +0,71 | 0,21 | 0,75 |
| | PK-16 | 308 | 422 | 616 | 844 | 4.750 | +0,85 | 0,23 | 0,75 |
| | PK-20 | 692 | 949 | 1.384 | 1.898 | 3.750 | +0,85 | 0,26 | 0,75 |
| | PK-25 | 1.137 | 1.559 | 2.274 | 3.118 | 3.000 | +0,85 | 0,31 | 0,75 |
| | PK-30 | 1.844 | 2.529 | 3.688 | 5.058 | 2.750 | +1,20 | 0,32 | 0,75 |
| GGG 55** | PK-35 | 3.442 | 4.721 | 6.884 | 9.442 | 2.000 | +1,20 | 0,39 | 1,00 |
| | PK-40 | 4.650 | 6.350 | 9.300 | 12.700 | 1.900 | +1,50 | 0,43 | 1,00 |
| | PK-45 | 8.085 | 11.088 | 16.170 | 22.176 | 1.800 | +1,50 | 0,47 | 1,00 |
| | PK-50 | 11.906 | 16.328 | 23.812 | 32.656 | 1.600 | +2,00 | 0,51 | 1,00 |
| | PK-60 | 18.143 | 24.881 | 36.286 | 49.762 | 1.500 | +2,00 | 0,56 | 1,00 |
| | PK-70 | 24.065 | 33.003 | 48.130 | 66.006 | 1.250 | +3,00 | 0,68 | 1,00 |
| | PK-80 | 39.061 | 53.569 | 78.122 | 107.138 | 1.050 | +4,00 | 0,76 | 1,00 |
| | PK-100 | 62.845 | 86.188 | 125.690 | 172.376 | 900 | +5,00 | 0,84 | 1,00 |
| | PK-120 | 141.400 | 193.921 | 282.800 | 387.842 | 650 | +5,00 | 1,13 | 1,00 |

* Mil kaçıklık limitleri 1500 rpm için verilmiştir. Farklı hızlar için grafikten bulunan "Cn" sabiti ile çarpılarak limitlerin güncellenmesi gerekmektedir.
* *Shaft misalignment limits are given for 1500 rpm. For different speeds, the limits must be updated by multiplying them by the "Cn" constant, found in the graph.*

** GGG 55 : SFERO DÖKÜM / *SPHEROIDAL CAST IRON*

### Elastomer Özellikleri
### *Elastomer Specifications*

| Malzeme *Material* | Sertlik *Hardness* | Ortam Sıcaklığı *Ambient Temperature* |
|---|---|---|
| Doğal Kauçuk *Naturel Rubber* | 70 ShoreA | -30 °C ... +50 °C |
| Poliüretan *Polyurethane* | 95 ShoreA | -30 °C ... +70 °C |

# PİMLİ ELASTOMER KAPLİNLER
## PIN & BUSH COUPLINGS

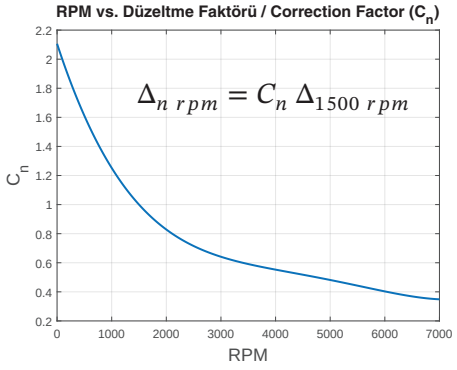


$\Delta_{n\ rpm}$ = Güncellenmiş mil kaçıklık limitleri/*Updated shaft misalignment limits*

$\Delta_{1500\ rpm}$ = Tablodaki mil kaçıklık limitleri/*Shaft misalignment limits in table*

$C_n$ = Düzeltme Faktörü/*Correction Factor*

Eğer eksenel, radyal ve açısal mil kaçıklığı bir arada mevcutsa, aşağıdaki kısıtın ayrıca kontrol edilmesi gerekir.

*If there is combined axial, radial, and angular shaft misalignment, the following constraint must be checked additionally.*

$$\frac{\Delta_{ax\text{-}act}}{\Delta_{ax}} + \frac{\Delta_{r\text{-}act}}{\Delta_{r}} + \frac{\Delta_{an\text{-}act}}{\Delta_{an}} < 1$$

$\Delta_{ax-act}$ = Gerçek eksenel kaçıklık miktarı [mm]/*Actual amount of axial shaft misalignment [mm]*

$\Delta_{r-act}$ = Gerçek radal kaçıklık miktarı [mm]/*Actual amount of radial shaft misalignment [mm]*

$\Delta_{an-act}$ = Gerçek açısal kaçıklık miktarı [°]/*Actual amount of angular shaft misalignment* [°]

$\Delta_{ax}$ = Güncellenmiş eksenel kaçıklık limiti [mm]/*Updated axial shaft misalignment limit [mm]*

$\Delta_{r}$ = Güncellenmiş radyal kaçıklık limiti [mm]/*Updated radial shaft misalignment limit [mm]*

$\Delta_{an}$ = Güncellenmiş açısal kaçıklık limiti [°]/*Updated angular shaft misalignment limit* [°]

# PİMLİ ELASTOMER KAPLİN TİPLERİ
## *TYPES OF PIN & BUSH COUPLINGS*

### PİLOT TİPLER / *PILOT BORE TYPES*

**TİP** *TYPE* **1 (PPK-10...PPK-40)**



**TİP** *TYPE* **2 (PPK-45...PPK-120)**



### BURÇLU TİPLER / *TYPES FOR TAPER BUSHES*

**TİP** *TYPE* **1B (BPK-10...BPK-40)**



**TİP** *TYPE* **2B (BPK-45...BPK-120)**



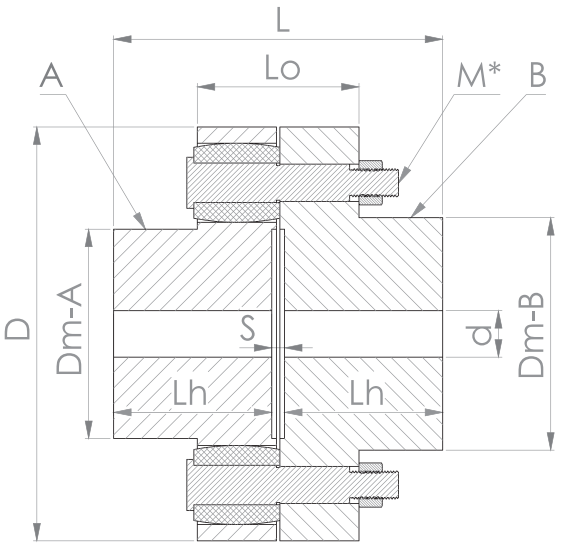


Göbek Stili *Hub Style* A/ B (Tek Taraflı Lastikli *Single-Sided Elastomer*)

TİP *TYPE* 1 (PPK-10 ... PPK-40)

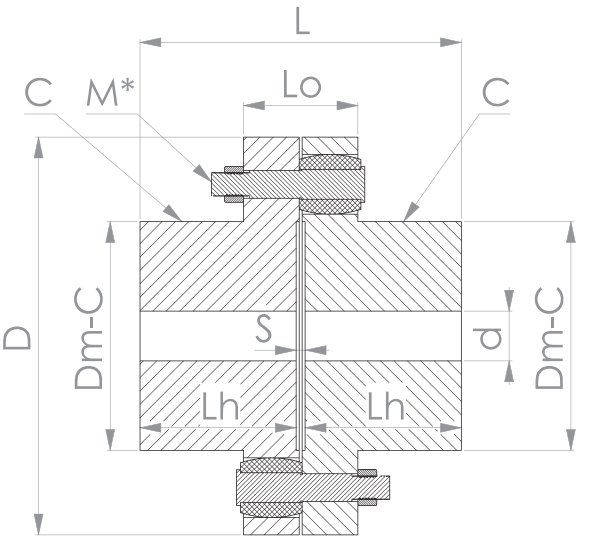


Göbek Stili *Hub Style* C / C (Çapraz Taraflı Lastikli *Cross-Sided Elastomer*)

TİP *TYPE* 2 (PPK-45 ... PPK-120)

## PPK

**ESNEK**
*FLEXIBLE*

| MALZEME *MATERIAL* | KOD *CODE* | TİP *TYPE* | GÖBEK STİLİ *HUB STYLE* | d | d max. | D | L | Lh | Lo | Dm-A Dm-B | Dm-C | S | KÜTLE ATALET MOMENTİ *MASS MOMENT OF INER-TIA* | AĞIRLIK *WEIGHT* |
|---|---|---|---|---|---|---|---|---|---|---|---|---|---|---|
| | | | | | | | | | | | | | J* [$10^{-3}$.kgm$^2$] | m* [kg] |
| C 45 | PPK-10 | 1 | A<br>B | 8 | 28<br>32 | 88 | 81 | 38 | 37 | 46<br>52 | - | 5 | 1,65 | 2,21 |
| | PPK-11 | 1 | A<br>B | 10 | 32<br>38 | 98 | 91 | 43 | 37 | 52<br>60 | - | 5 | 2,69 | 2,90 |
| | PPK-12 | 1 | A<br>B | 12 | 38<br>42 | 118 | 101,5 | 48 | 55,5 | 60<br>68 | - | 5,5 | 6,81 | 5,20 |
| | PPK-16 | 1 | A<br>B | 16 | 45<br>55 | 148 | 111,5 | 53 | 55,5 | 76<br>85 | - | 5,5 | 15,70 | 8,67 |
| | PPK-20 | 1 | A<br>B | 20 | 55<br>65 | 178 | 141,5 | 68 | 69,5 | 90<br>100 | - | 5,5 | 41,93 | 15,50 |
| | PPK-25 | 1 | A<br>B | 25 | 90<br>90 | 228 | 181,5 | 87,5 | 69,5 | 135<br>135 | - | 6,5 | 137,75 | 31,55 |
| | PPK-30 | 1 | A<br>B | 25 | 95<br>95 | 252 | 202 | 97,5 | 84 | 140<br>140 | - | 7 | 225,78 | 42,50 |
| GGG 55** | PPK-35 | 1 | A<br>B | 35 | 110<br>110 | 320 | 252 | 122,5 | 84 | 170<br>170 | - | 7 | 603,32 | 75,35 |
| | PPK-40 | 1 | A<br>B | 40 | 130<br>130 | 360 | 283 | 137 | 115 | 200<br>200 | - | 9 | 1.281,17 | 120,50 |
| | PPK-45 | 2 | C / C | 50 | 150 | 400 | 323 | 157 | 115 | - | 230 | 9 | 2.163,85 | 161,74 |
| | PPK-50 | 2 | C / C | 60 | 170 | 450 | 363 | 176 | 119 | - | 260 | 11 | 3.758,60 | 223,38 |
| | PPK-60 | 2 | C / C | 60 | 200 | 510 | 403 | 196 | 119 | - | 300 | 11 | 6.584,42 | 312,62 |
| | PPK-70 | 2 | C / C | 70 | 230 | 600 | 484 | 236 | 158 | - | 340 | 12 | 15.613,95 | 529,16 |
| | PPK-80 | 2 | C / C | 70 | 270 | 700 | 524 | 256 | 158 | - | 410 | 12 | 29.560,96 | 786,90 |
| | PPK-100 | 2 | C / C | 80 | 300 | 800 | 587 | 286,5 | 200 | - | 460 | 14 | 52.790,00 | 1.176,00 |
| | PPK-120 | 2 | C / C | 90 | 400 | 1100 | 704 | 344 | 200 | - | 620 | 16 | 198.508,00 | 2.489,00 |

# BURÇLU PİMLİ ELASTOMER KAPLİNLER
## *PIN & BUSH COUPLINGS FOR TAPER BUSHES*

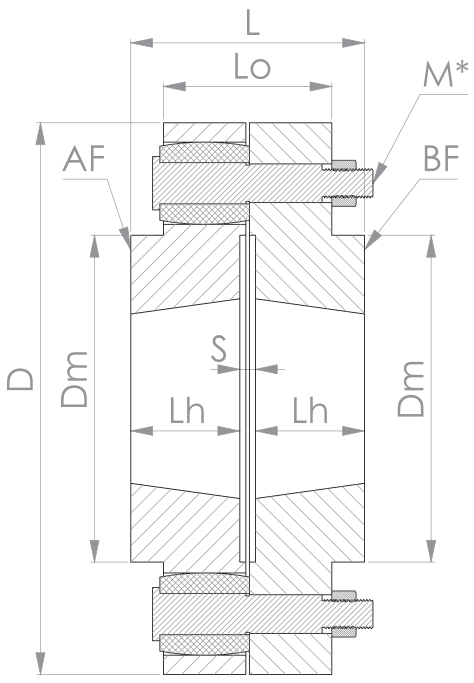


Göbek Stili *Hub Style* AF / BF (Tek Taraflı Lastikli ve İçten Burçlu *Single-Sided Elastomer and Inside-Insertion Bushing*)

TİP *TYPE* 1B (BPK-10 ... BPK-40)

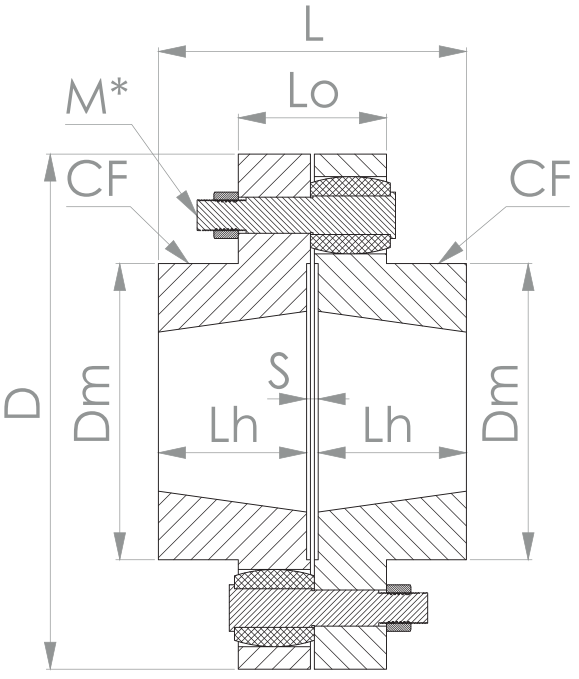


Göbek Stili *Hub Style* CF / CF (Çapraz Taraflı Lastikli ve İçten Burçlu *Cross-Sided Elastomer and Inside-Insertion Bushing*)

TİP *TYPE* 2B (BPK-45 ... BPK-50)

**ESNEK** *FLEXIBLE*

## BPK

| MALZEME *MATERIAL* | *KOD CODE* | TİP *TYPE* | *GÖBEK STİLİ* HUB STYLE** | *BURÇ BUSH* | d | d max. | D | L | Lh | Lo | Dm-C | S | BAĞLANTI ELEMANLARI *CLAMPING SCREWS DIN EN ISO 4762 - 12,9* | | | | KÜTLE ATALET MOMENTİ *MASS MOMENT OF INERTIA* | AĞIRLIK *WEIGHT* |
|---|---|---|---|---|---|---|---|---|---|---|---|---|---|---|---|---|---|---|
| | | | | | | | | | | | | | PERNO TİPİ *PIN TYPE* | ADET *QTY.* | M* | $M_S$ [Nm] | J* [10-3.kgm²] | m* [kg] |
| C 45 | BPK-10 | 1B | AF / BF | 1008 | 9 | 25 | 88 | 49 | 22 | 37 | 46 | 5 | P.1 | 4 | M6 | | 0,99 | 1,44 |
| | BPK-11 | 1B | AF / BF | 1108 | 9 | 98 | 49 | 22 | 37 | 52 | 5 | 5 | P.1 | 8 | M6 | | 1,42 | 1,75 |
| | BPK-12 | 1B | AF / BF | 1210 | 12 | 118 | 55,5 | 25 | 55,5 | - | 5,5 | 5,5 | P.2 | 8 | M8 | | 4,52 | 3,52 |
| | BPK-16 | 1B | AF / BF | 1610 | 14 | 148 | 55,5 | 25 | 55,5 | - | 5,5 | 5,5 | P.2 | 10 | M8 | | 10,56 | 5,73 |
| | BPK-20 | 1B | AF / BF | 2012 | 18 | 178 | 69,5 | 32 | 69,5 | - | 5,5 | 5,5 | P.3 | 10 | M12 | | 27,58 | 10,14 |
| | BPK-25 | 1B | AF / BF | 2517 | 20 | 228 | 96,5 | 45 | 69,5 | 135 | 6,5 | 6,5 | P.3 | 12 | M12 | | 77,13 | 19,11 |
| | BPK-30 | 1B | AF / BF | 3020 | 25 | 252 | 111 | 52 | 84 | 140 | 7 | 7 | P.4 | 10 | M18 | | 135,21 | 25,95 |
| GGG 55*** | BPK-35 | 1B | AF / BF | 3535 | 35 | 320 | 187 | 90 | 84 | 170 | 7 | 7 | P.4 | 14 | M18 | | 394,34 | 50,12 |
| | BPK-40 | 1B | AF / BF | 4040 | 40 | 360 | 213 | 102 | 115 | 200 | 9 | 9 | P.5 | 10 | M24 | | 875,88 | 82,44 |
| | BPK-45 | 2B | CF / CF | 4545 | 45 | 400 | 239 | 115 | 115 | 230 | 9 | 9 | P.5 | 16 | M24 | | 1.374,76 | 106,70 |
| | BPK-50 | 2B | CD / CF | 5050 | 50 | 450 | 271 | 130 | 119 | 260 | 11 | 11 | P.6 | 12 | M30 | | 2.376,18 | 148,60 |

* Standart serilerin göbek stilleri 'F tip' içten burçludur. 'H tip' dıştan burçlu göbek stili ihtiyaçlarınız için firmamıza danışınız.
** The standard series hub styles are 'F type' with inside-insertion bushing. Please consult our company for your 'H type' outside-insertion bushing hub style needs.*
** Ağırlık ve kütle atalet momentleri burçlar hariç komple kaplin takımı için verilmiştir.
*** Weights and mass moments of inertia are given for the complete coupling assembly excluding the taper bushes.*
*** GGG 55 : SFERO DÖKÜM / *SPHEROIDAL CAST IRON*

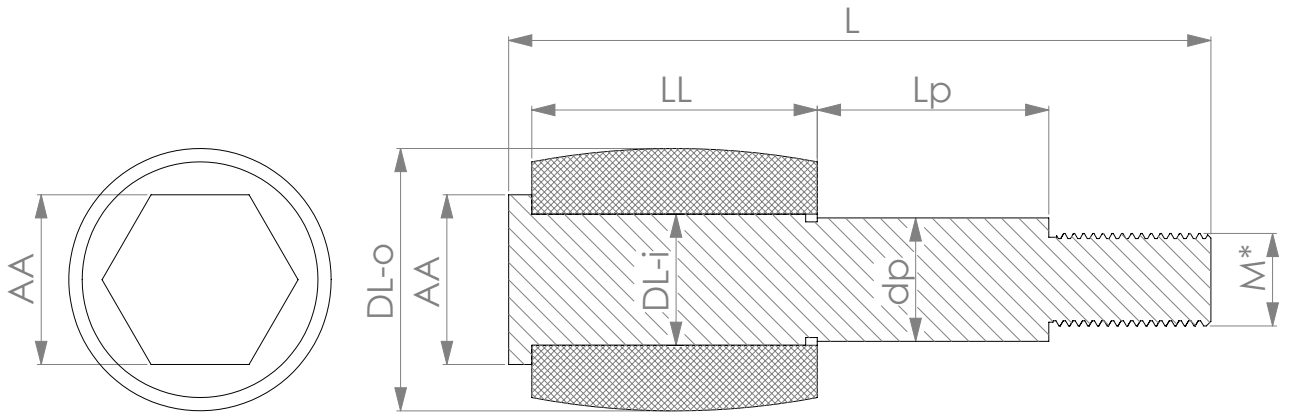


## P.

| PİM MALZEME *PIN MATERIAL* | ELASTOMER MALZEME *ELASTOMER MATERIAL* | KOD *CODE* | UYUMLU BOYUTLAR *COMPATIBLE SIZES* | DL-o | DL-i | LL | ALTIKÖŞE *HEXAGON* AA | dp | Lp | L | M* |
|---|---|---|---|---|---|---|---|---|---|---|---|
| C 45 | NBR | P.1 | PK-10 / PK-11 | 18 | 8 | 20 | 12 | 7 | 15 | 49,5 | M6 |
| | | P.2 | PK-12 / PK-16 | 24 | 11 | 30 | 17 | 10 | 24 | 71,5 | M8 |
| | | P.3 | PK-20 / PK-25 | 34 | 17 | 37 | 22 | 16 | 30 | 91 | M12 |
| | | P.4 | PK-30 / PK-35 | 45 | 22 | 45 | 27 | 20 | 37 | 112 | M18 |
| | | P.5 | PK-40 / PK-45 | 60 | 30 | 62 | 36 | 28 | 50 | 154 | M24 |
| | | P.6 | PK-50 / PK-60 | 76 | 34 | 64 | 50 | 32 | 50 | 168,5 | M30 |
| | | P.7 | PK-70 / PK-80 | 97 | 48 | 85 | 65 | 46 | 70 | 222,5 | M36 |
| | | P.8 | PK-100 / PK-120 | 117 | 58 | 106 | 80 | 56 | 85 | 272 | M42 |

| KOD *CODE* | BAĞLANTI ELEMANLARI *CLAMPING SCREWS DIN EN ISO 4762 - 12,9* | | | |
|---|---|---|---|---|
| | PERNO TİPİ *PIN TYPE* | ADET *QTY.* | M* | $M_S$ [Nm] |
| PPK-10 | P.1 | 4 | M6 | 17,51 |
| PPK-11 | P.1 | 8 | M6 | 17,51 |
| PPK-12 | P.2 | 8 | M8 | 42,31 |
| PPK-16 | P.2 | 10 | M8 | 42,31 |
| PPK-20 | P.3 | 10 | M12 | 143,17 |
| PPK-25 | P.3 | 12 | M12 | 143,17 |
| PPK-30 | P.4 | 10 | M18 | 489,82 |
| PPK-35 | P.4 | 14 | M18 | 489,82 |
| PPK-40 | P.5 | 10 | M24 | 1204,83 |
| PPK-45 | P.5 | 16 | M24 | 1204,83 |
| PPK-50 | P.6 | 12 | M30 | 2411,38 |
| PPK-60 | P.6 | 16 | M30 | 2411,38 |
| PPK-70 | P.7 | 12 | M36 | 4213,37 |
| PPK-80 | P.7 | 16 | M36 | 4213,37 |
| PPK-100 | P.8 | 16 | M42 | 6788,44 |
| PPK-120 | P.8 | 24 | M42 | 6788,44 |

# TEKER KAPLİNLER

# *TYRE COUPLINGS*




GÜLÖZ

## Genel Özellikler

Yüksek derecede esnek
Yüksek mil kaçıklık limitleri (özellikle açısal)
Kaplini sökmeden hızlı elastomer değişimi
Mükemmel titreşim sönümleme ve darbe emme
Düşük bakım ihtiyacı ve uzun servis ömrü
Geniş tork kapasitesi aralığı
Esnek tasarım ile ekipman koruması ve daha uzun rulman ömrü

## *General Specifications*

*Highly-flexible*
*Higher shaft misalignment limits (especially angular)*
*Quick elastomer replacement without dismantling the coupling*
*Excellent vibration damping and shock absorption*
*Low maintenance and long service life*
*Wide torque capacity range*
*Flexible design for equipment protection and extended bearing life*

## Teknik Özellikler
## *Technical Specifications*

| MALZEME *MATERIAL* | KOD CODE | NOMİNAL TORK *RATED TORQUE* | MAKS. TORK *MAX. TORQUE* | MAKS. HIZ *MAX. SPEED* | MİL KAÇIKLIK LİMİTLERİ (1500 rpm)* *SHAFT MISALIGNMENT LIMITS (at 1500 rpm)** | | |
|---|---|---|---|---|---|---|---|
| | | **70 ShoreA** | **70 ShoreA** | | Eksenel *Axial* | Radyal *Radial* | Açısal *Angular* |
| | | **$T_{kn}$ [Nm]** | **$T_{max.}$ [Nm]** | **$n_{max.}$ [rpm]** | **∓Δax [mm]** | **Δr [mm]** | **Δan [ ° ]** |
| C 45 | F40 | 67 | 134 | 5.000 | 1,1 | 1,0 | 4 |
| | F50 | 155 | 310 | 5.000 | 1,5 | 1,2 | 4 |
| | F60 | 237 | 474 | 4.500 | 1,8 | 1,5 | 4 |
| | F70 | 394 | 788 | 4.000 | 2,1 | 1,7 | 4 |
| | F80 | 626 | 1.252 | 3.500 | 2,3 | 1,9 | 4 |
| | F100 | 1.050 | 2.100 | 3.000 | 3,0 | 2,3 | 4 |
| | F110 | 1.308 | 2.616 | 2.500 | 3,4 | 2,5 | 4 |
| | F120 | 1.892 | 3.784 | 2.250 | 1,7 | 3,0 | 4 |
| GGG 55** | F140 | 3.375 | 6.750 | 2.000 | 4,2 | 3,4 | 4 |
| | F180 | 7.167 | 14.334 | 1.750 | 5,5 | 4,5 | 4 |
| | F200 | 8.496 | 16.992 | 1.500 | 6,0 | 5,0 | 4 |

* Mil kaçıklık limitleri 1500 rpm için verilmiştir. Farklı hızlar için grafikten bulunan "Cn" sabiti ile çarpılarak limitlerin güncellenmesi gerekmektedir.
** Shaft misalignment limits are given for 1500 rpm. For different speeds, the limits must be updated by multiplying them by the "Cn" constant, found in the graph.*

### Elastomer Özellikleri
### *Elastomer Specifications*

| Malzeme *Material* | Sertlik *Hardness* | Ortam Sıcaklığı *Ambient Temperature* |
|---|---|---|
| "Doğal Kauçuk Naturel Rubber" | 70 ShoreA | -30 °C ... +50 °C |

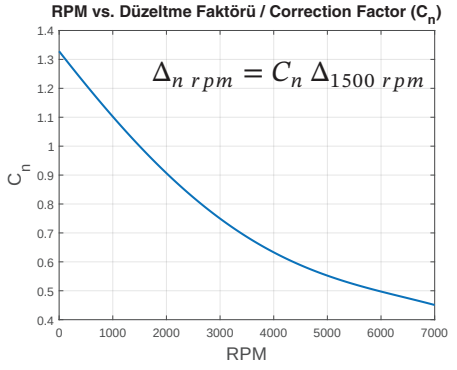


$\Delta_{n\ rpm}$ = Güncellenmiş mil kaçıklık limitleri/*Updated shaft misalignment limits*
$\Delta_{1500\ rpm}$ = Tablodaki mil kaçıklık limitleri/*Shaft misalignment limits in table*
$C_n$ = Düzeltme Faktörü/*Correction Factor*

Eğer eksenel, radyal ve açısal mil kaçıklığı bir arada mevcutsa, aşağıdaki kısıtın ayrıca kontrol edilmesi gerekir.
*If there is combined axial, radial, and angular shaft misalignment, the following constraint must be checked additionally.*

$$\frac{\Delta_{ax\text{-}act}}{\Delta_{ax}} + \frac{\Delta_{r\text{-}act}}{\Delta_{r}} + \frac{\Delta_{an\text{-}act}}{\Delta_{an}} < 1$$

$\Delta_{ax-act}$ = Gerçek eksenel kaçıklık miktarı [mm]/*Actual amount of axial shaft misalignment [mm]*
$\Delta_{r-act}$ = Gerçek radal kaçıklık miktarı [mm]/*Actual amount of radial shaft misalignment [mm]*
$\Delta_{an-act}$ = Gerçek açısal kaçıklık miktarı [°]/*Actual amount of angular shaft misalignment* [°]
$\Delta_{ax}$ = Güncellenmiş eksenel kaçıklık limiti [mm]/*Updated axial shaft misalignment limit [mm]*
$\Delta_{r}$ = Güncellenmiş radyal kaçıklık limiti [mm]/*Updated radial shaft misalignment limit [mm]*
$\Delta_{an}$ = Güncellenmiş açısal kaçıklık limiti [°]/*Updated angular shaft misalignment limit* [°]

## PİLOT TEKER KAPLİNLER
*PILOT BORE TYRE COUPLINGS*

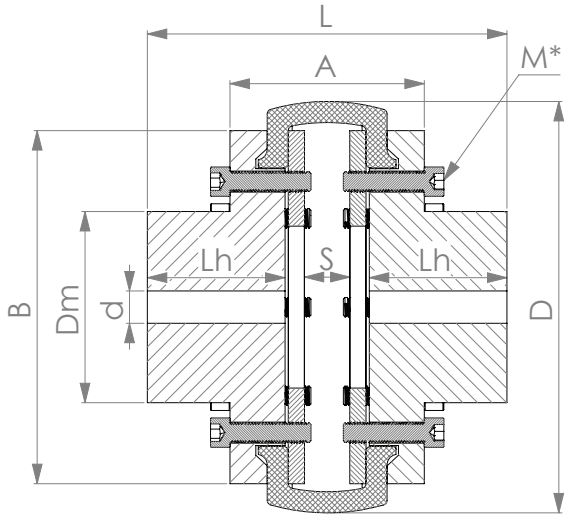




**FP**

## YÜKSEK DERECEDE ESNEK
*HIGHLY FLEXIBLE*

| MALZEME *MATERIAL* | *KOD CODE* | d | d max. | D | L | Lh | A | B | Dm | S | BAĞLANTI ELEMANLARI *CLAMPING SCREWS DIN EN ISO 4762 - 12,9* | | | KÜTLE ATALET MOMENTİ *MASS MOMENT OF INERTIA* | AĞIRLIK *WEIGHT* |
|---|---|---|---|---|---|---|---|---|---|---|---|---|---|---|---|
| | | | | | | | | | | | ADET *QTY.* | M* | $M_S$ [Nm] | J* [$10^{-3}$.kgm$^2$] | m* [kg] |
| C 45 | F40-P | 10 | 22 | 105 | 82 | 30 | 66 | 84 | 41 | 9 | 4 | M5 | 10,20 | 1,99 | 2,28 |
| | F50-P | 10 | 30 | 133 | 98 | 36 | 78 | 108 | 50 | 11 | 4 | M6 | 17,51 | 6,15 | 4,34 |
| | F60-P | 15 | 45 | 165 | 110 | 40 | 82 | 128 | 71 | 16 | 6 | M6 | 17,51 | 12,71 | 6,55 |
| | F70-P | 15 | 50 | 187 | 135 | 50 | 89 | 152 | 80 | 15 | 8 | M8 | 42,31 | 28,95 | 11,14 |
| | F80-P | 18 | 60 | 213 | 158 | 56 | 98 | 177 | 94 | 20 | 8 | M10 | 83,58 | 50,05 | 14,37 |
| | F100-P | 25 | 75 | 254 | 182 | 65 | 120 | 218 | 118 | 28 | 8 | M12 | 143,17 | 140,98 | 27,58 |
| | F110-P | 25 | 80 | 279 | 210 | 75 | 136 | 238 | 126 | 22 | 8 | M14 | 226,03 | 242,43 | 38,06 |
| | F120-P | 30 | 95 | 314 | 223 | 81 | 138 | 264 | 152 | 20 | 8 | M16 | 357,09 | 390,08 | 51,78 |
| GGG 55*** | F140-P | 35 | 100 | 359 | 337 | 140 | 135 | 318 | 157 | 15 | 6 | M20 | 698,56 | 843,13 | 85,55 |
| | F180-P | 50 | 140 | 450 | 503 | 210 | 183 | 390 | 216 | 34 | 10 | M20 | 698,56 | 2.712,56 | 195,67 |
| | F200-P | 60 | 160 | 508 | 642 | 280 | 202 | 442 | 246 | 24 | 12 | M20 | 698,56 | 5.654,17 | 325,41 |

* Ağırlık ve kütle atalet momentleri pilot delik çapına göre komple kaplin takımı için verilmiştir.
** Weights and mass moments of inertia are given for the complete coupling assembly based on the pilot bore diameter.*
*** GGG 55 : SFERO DÖKÜM / *SPHEROIDAL CAST IRON*

## BURÇLU TEKER KAPLİNLER GÖBEK VARYASYONLARI
*TYRE COUPLINGS FOR TAPER BUSHES HUB VARIATIONS*

TİP / *TYPE* 1B - (F40-B...F60-B)

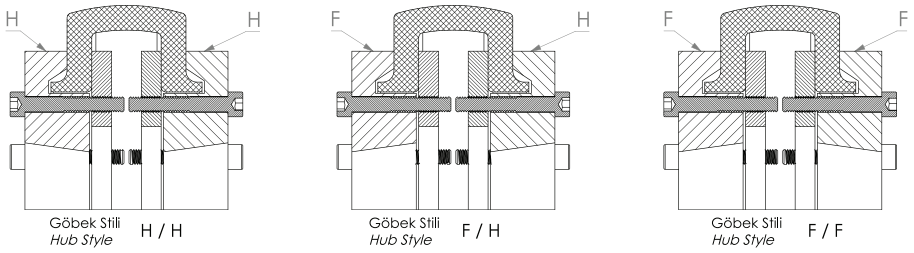


TİP / *TYPE* 2B - (F70-B...F200-B)

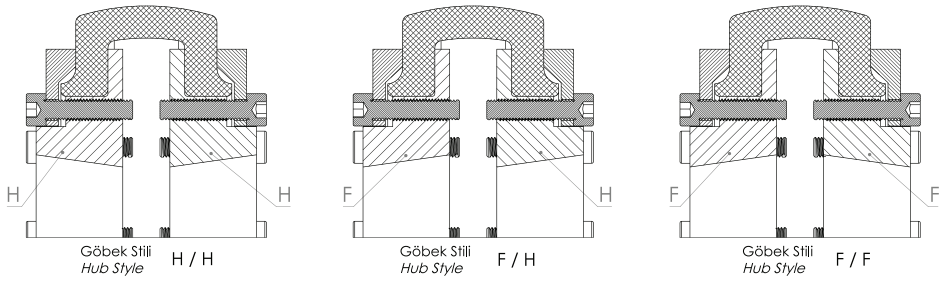



TİP *TYPE* 1B (F40-B...F60-B)



TİP *TYPE* 2B (F70-B...F200-B)

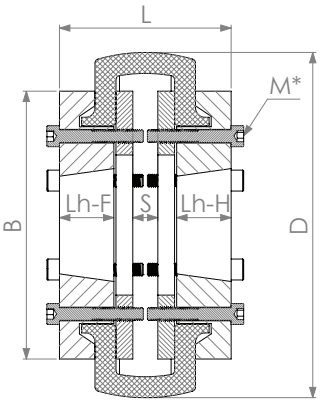


Göbek Stili *Hub Style* F / H

TİP *TYPE* 1B (F40-B...F60-B)

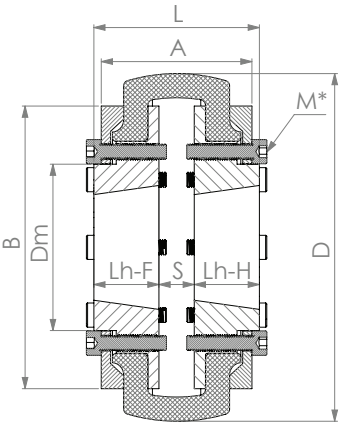


Göbek Stili *Hub Style* F / H

TİP *TYPE* 2B (F70-B...F200-B)

## YÜKSEK DERECEDE ESNEK
*HIGHLY FLEXIBLE*

## FB

| MALZEME *MATERIAL* | *KOD CODE* | TİP *TYPE* | *GÖBEK STİLİ* HUB STYLE** | *BURÇ BUSH* | d min. | d max. | D | L | Lh-F Lh-H | A | B | Dm | S | BAĞLANTI ELEMANLARI *CLAMPING SCREWS DIN EN ISO 4762 - 12,9* | | | KÜTLE ATALET MOMENTİ *MASS MOMENT OF INERTIA* | AĞIRLIK *WEIGHT* |
|---|---|---|---|---|---|---|---|---|---|---|---|---|---|---|---|---|---|---|
| | | | | | | | | | | | | | | ADET *QTY.* | M* | $M_S$ [Nm] | J* [$10^{-3}$.kgm²] | m* [kg] |
| C 45 | F40-B | 1B | F H | 1008 | 9 | 25 | 105 | 66 | 22 | - | 84 | - | 9 | 4 | M5 | 10,20 | 1,83 | 1,83 |
| | F50-B | 1B | F H | 1210 | 12 | 32 | 133 | 78 | 26 | - | 108 | - | 11 | 4 | M6 | 17,51 | 5,20 | 3,40 |
| | F60-B | 1B | F H | 1610 | 14 | 42 | 165 | 82 | 26 | - | 128 | - | 12 | 6 | M6 | 17,51 | 10,02 | 5,14 |
| | F70-B | 2B | F H | 2012 | 18 | 50 | 187 | 83 | 32 | 81 | 152 | 89,5 | 19 | 8 | M8 | 42,31 | 16,38 | 6,81 |
| | F80-B | 2B | F H | 2517<br>2012 | 20<br>18 | 65<br>50 | 213 | H/H 100<br>F/H 105<br>F/F 110 | 40<br>45 | 100 | 177 | 98 | 20 | 8 | M10 | 83,58 | 35,55<br>35,28<br>35,00 | 10,51<br>10,29<br>10,06 |
| | F100-B | 2B | F H | 2517 | 20 | 65 | 254 | 118 | 45 | 114 | 218 | 118 | 28 | 8 | M12 | 143,17 | 106,12 | 22,08 |
| | F110-B | 2B | F H | 3020 | 25 | 75 | 279 | 126 | 52 | 118 | 238 | 132 | 22 | 8 | M14 | 226,03 | 132,76 | 24,06 |
| | F120-B | 2B | F H | 3020 | 25 | 75 | 314 | 130 | 52 | 126 | 264 | 155 | 26 | 8 | M16 | 357,09 | 210,43 | 31,86 |
| GGG 55*** | F140-B | 2B | F H | 3535 | 35 | 90 | 359 | 191 | 90 | 135 | 318 | 172 | 11 | 6 | M20 | 698,56 | 546,18 | 62,10 |
| | F180-B | 2B | F H | 4040 | 40 | 100 | 450 | 224 | 102 | 183 | 390 | 212 | 20 | 10 | M20 | 698,56 | 1.686,75 | 122,42 |
| | F200-B | 2B | F H | 4545 | 45 | 110 | 508 | 244 | 115 | 202 | 442 | 252 | 14 | 12 | M20 | 698,56 | 3.231,38 | 188,70 |

* Ağırlık ve kütle atalet momentleri pilot delik çapına göre komple kaplin takımı için verilmiştir.
** Weights and mass moments of inertia are given for the complete coupling assembly based on the pilot bore diameter.*
*** GGG 55 : SFERO DÖKÜM / *SPHEROIDAL CAST IRON*

# CD BİLEŞİK DİSK KAPLİNLER

# *CD COMPOSITE DISC COUPLINGS*



GÜLÖZ

**Genel Özellikler**

Burulma karşısında rijit
Yüksek açısal kaçıklık telafisi
Kaplini sökmeden hızlı elastomer değişimi
Yüksek tork kapasitesi
Yüksek hız dayanımı
Yüksek ortam sıcaklığında çalışabilir
Boşluksuz
Elastomersiz
Yüksek pozisyonlama hassasiyeti
Bakım gerektirmez

***General Specifications***

*Torsionally rigid*
*High angular misalignment compensation*
*Quick elastomer replacement without dismantling the coupling*
*High torque capacity*
*High speed capacity*
*Capable of operating at high ambient temperatures*
*Backlash-free*
*Elastomer-free*
*High positioning accuracy*
*Maintenance-free*

## Teknik Özellikler
## *Technical Specifications*

| MALZEME *MATERIAL* | KOD CODE | NOMİNAL TORK *RATED TORQUE* | MAKS. TORK *MAX. TORQUE* | MAKS. HIZ *MAX. SPEED* | MİL KAÇIKLIK LİMİTLERİ (1500 rpm)* *SHAFT MISALIGNMENT LIMITS (at 1500 rpm)** | | |
|---|---|---|---|---|---|---|---|
| | | $T_{kn}$ [Nm] | $T_{max.}$ [Nm] | $n_{max.}$ [rpm] | ∓Δax [mm] | Δr [mm] | Δan [ ° ] |
| C 45 | CD-47 | 23 | 46 | 11.000 | 0,30 | 0,08 | 2,5 |
| | CD-57 | 38 | 76 | 10.000 | 0,30 | 0,13 | 2,5 |
| | CD-66 | 81 | 162 | 9.000 | 0,40 | 0,18 | 2,5 |
| | CD-76 | 127 | 254 | 7.500 | 0,40 | 0,27 | 2,5 |
| | CD-95 | 292 | 584 | 6.250 | 0,70 | 0,24 | 2,5 |
| | CD-114 | 417 | 834 | 5.250 | 0,90 | 0,35 | 2,5 |
| | CD-133 | 545 | 1.090 | 4.500 | 1,10 | 0,43 | 2,5 |
| | CD-152 | 1.041 | 2.082 | 4.000 | 1,40 | 0,40 | 2,5 |
| | CD-172 | 1.281 | 2.562 | 3.750 | 1,60 | 0,50 | 2,5 |
| | CD-197 | 2.343 | 4.686 | 3.500 | 2,00 | 0,55 | 2,5 |
| | CD-229 | 3.184 | 6.368 | 3.250 | 2,00 | 0,70 | 2,5 |
| | CD-267 | 8.310 | 16.620 | 3.000 | 2,10 | 0,80 | 2,5 |
| GGG 55** | CD-305 | 21.774 | 43.548 | 2.500 | 2,20 | 0,90 | 2,0 |
| | CD-395 | 43.269 | 86.538 | 1.900 | 2,40 | 1,25 | 2,0 |
| | CD-440 | 67.054 | 134.108 | 1.700 | 2,80 | 1,50 | 2,0 |
| | CD-490 | 85.632 | 171.264 | 1.500 | 3,00 | 1,75 | 2,0 |
| | CD-560 | 121.930 | 243.860 | 1.250 | 3,20 | 2,00 | 2,0 |

* Mil kaçıklık limitleri 3000 rpm için verilmiştir. Farklı hızlar için grafikten bulunan "Cn" sabiti ile çarpılarak limitlerin güncellenmesi gerekmektedir.
** Shaft misalignment limits are given for 3000 rpm. For different speeds, the limits must be updated by multiplying them by the "Cn" constant, found in the graph.*

** GGG 55 : SFERO DÖKÜM / *SPHEROIDAL CAST IRON*

### CD Disk Özellikleri /
### *CD Disc Specifications*

| Malzeme *Material* | Ortam Sıcaklığı *Ambient Temperature* |
|---|---|
| CK 75 Isıl İşlem Görmüş Karbon Çelik Sac *CK 75 Heat Treated Carbon Steel Strip* | -50 °C ... +120 °C |

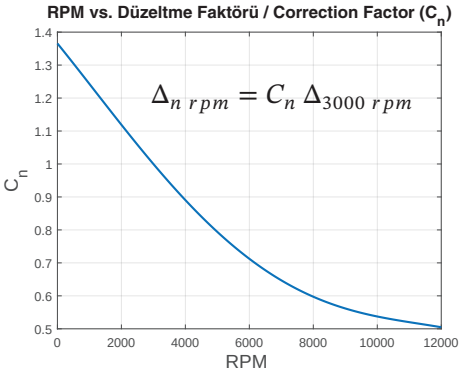


$\Delta_{n\ rpm}$ = Güncellenmiş mil kaçıklık limitleri/*Updated shaft misalignment limits*

$\Delta_{3000\ rpm}$ = Tablodaki mil kaçıklık limitleri/*Shaft misalignment limits in table*

$C_n$ = Düzeltme Faktörü/*Correction Factor*

Eğer eksenel, radyal ve açısal mil kaçıklığı bir arada mevcutsa, aşağıdaki kısıtın ayrıca kontrol edilmesi gerekir.

*If there is combined axial, radial, and angular shaft misalignment, the following constraint must be checked additionally.*

$$\frac{\Delta_{ax\text{-}act}}{\Delta_{ax}} + \frac{\Delta_{r\text{-}act}}{\Delta_{r}} + \frac{\Delta_{an\text{-}act}}{\Delta_{an}} < 1$$

$\Delta_{ax-act}$ = Gerçek eksenel kaçıklık miktarı [mm]/*Actual amount of axial shaft misalignment [mm]*

$\Delta_{r-act}$ = Gerçek radal kaçıklık miktarı [mm]/*Actual amount of radial shaft misalignment [mm]*

$\Delta_{an-act}$ = Gerçek açısal kaçıklık miktarı [°]/*Actual amount of angular shaft misalignment* [°]

$\Delta_{ax}$ = Güncellenmiş eksenel kaçıklık limiti [mm]/*Updated axial shaft misalignment limit [mm]*

$\Delta_{r}$ = Güncellenmiş radyal kaçıklık limiti [mm]/*Updated radial shaft misalignment limit [mm]*

$\Delta_{an}$ = Güncellenmiş açısal kaçıklık limiti [°]/*Updated angular shaft misalignment limit* [°]

## GÖBEK VARYASYONLARI
*HUB VARIATIONS*



| Göbek Stili *Hub Style* | A/A |
|---|---|



| Göbek Stili *Hub Style* | A/B |
|---|---|



| Göbek Stili *Hub Style* | B/B |
|---|---|

* B stil göbek CD-57 ile CD-267 modelleri arasında mevcuttur.

** B style hub is available between the sizes of CD-56 and CD-267.*



| Göbek Stili *Hub Style* | A/B |
|---|---|



| Göbek Stili *Hub Style* | A/A |
|---|---|

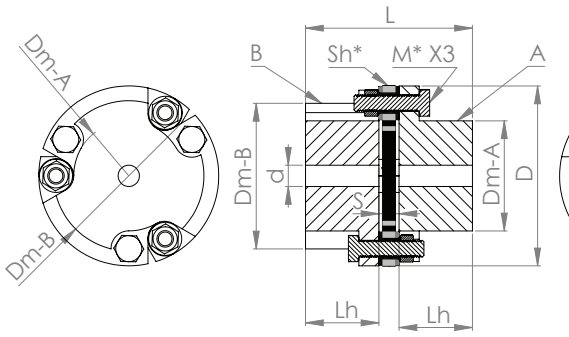


Göbek Stili *Hub Style* A / B

TİP *TYPE* 1 ÜÇLÜ / *TRIO* (CD-47 ... CD-267)

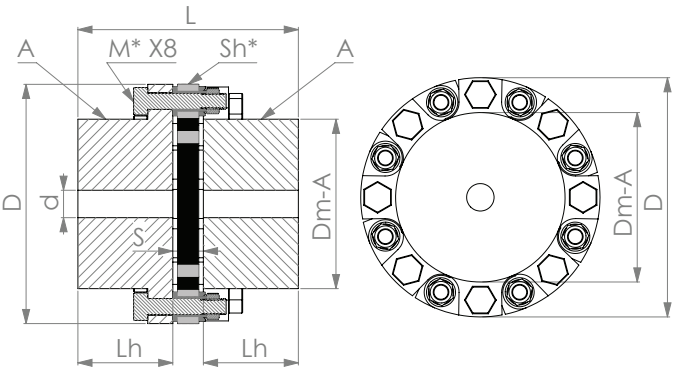


Göbek Stili *Hub Style* A / A

TİP *TYPE* 2 SEKİZLİ / *OCTAL* (CD-305 ... CD-560)

## CD

### BURULMA KARŞISINDA RİJİT, BOŞUKSUZ VE ELASTOMERSİZ
*TORSIONALLY RIGID, BACKLASH-FREE AND ELASTOMER-FREE*

| MALZEME *MATERIAL* | KOD *CODE* | TİP *TYPE* | GÖBEK STİLİ* *HUB STYLE** | d | d max. | D | L | Lh-H | Dm-A Dm-B | S | Sh* CD SAC DİSKLER *CD SHEET METAL DISCS* ADET *QTY.* | Sh* CD SAC DİSKLER *CD SHEET METAL DISCS* KALINLIK *THICKNESS* | BAĞLANTI ELEMANLARI *CLAMPING SCREWS DIN EN ISO 4762 - 12,9* ADET *QTY.* | BAĞLANTI ELEMANLARI *CLAMPING SCREWS DIN EN ISO 4762 - 12,9* M* | BAĞLANTI ELEMANLARI *CLAMPING SCREWS DIN EN ISO 4762 - 12,9* $M_s$ [Nm] | KÜTLE ATALET MOMENTİ *MASS MOMENT OF INERTIA* J* [$10^{-3}$.kgm²] | | AĞIRLIK *WEIGHT* m* [kg] |
|---|---|---|---|---|---|---|---|---|---|---|---|---|---|---|---|---|---|---|
| C 45 | CD-47 | 1 | A | 6 | 16 | 47 | 37 | 16 | 29 | 5 | 6 | 0,5 | 3 | M4 | 5,16 | A / A | 0,06 | 0,28 |
| | CD-57 | 1 | A<br>B | 6 | 22<br>32 | 57 | 55 | 24 | 38<br>48 | 7 | 8 | 0,5 | 3 | M4 | 5,16 | A / A<br>A / B<br>B / B | 0,22<br>0,25<br>0,28 | 0,61<br>0,66<br>0,71 |
| | CD-66 | 1 | A<br>B | 6 | 24<br>35 | 66 | 61,5 | 27 | 42<br>55 | 7,5 | 9 | 0,5 | 3 | M5 | 10,20 | A / A<br>A / B<br>B / B | 0,40<br>0,46<br>0,53 | 0,88<br>0,96<br>1,04 |
| | CD-76 | 1 | A<br>B | 8 | 28<br>40 | 76 | 74 | 32 | 48<br>64 | 10 | 12 | 0,5 | 3 | M6 | 17,51 | A / A<br>A / B<br>B / B | 0,89<br>1,03<br>1,19 | 1,40<br>1,54<br>1,67 |
| | CD-95 | 1 | A<br>B | 10 | 32<br>48 | 95 | 83 | 36 | 56<br>79 | 11 | 14 | 0,5 | 3 | M8 | 42,31 | A / A<br>A / B<br>B / B | 2,03<br>2,37<br>2,75 | 2,37<br>2,61<br>2,85 |
| | CD-114 | 1 | A<br>B | 12 | 45<br>60 | 114 | 99 | 43 | 71<br>95 | 13 | 8 | 1 | 3 | M8 | 42,31 | A / A<br>A / B<br>B / B | 5,17<br>5,96<br>6,83 | 4,11<br>4,50<br>4,88 |
| | CD-133 | 1 | A<br>B | 16 | 55<br>70 | 133 | 114 | 50 | 83<br>111 | 14 | 9 | 1 | 3 | M12 | 143,17 | A / A<br>A / B<br>B / B | 10,98<br>12,73<br>14,65 | 6,55<br>7,19<br>7,84 |
| | CD-152 | 1 | A<br>B | 18 | 60<br>75 | 152 | 141 | 62 | 93<br>127 | 17 | 11 | 1 | 3 | M14 | 226,03 | A / A<br>A / B<br>B / B | 23,81<br>28,04<br>32,80 | 10,18<br>11,30<br>12,42 |
| | CD-172 | 1 | A<br>B | 20 | 65<br>85 | 172 | 160 | 70 | 102<br>143 | 20 | 12 | 1 | 3 | M16 | 357,09 | A / A<br>A / B<br>B / B | 43,12<br>50,88<br>59,62 | 14,43<br>16,04<br>17,65 |
| | CD-197 | 1 | A<br>B | 25 | 75<br>95 | 197 | 183 | 80 | 116<br>164 | 23 | 15 | 1 | 3 | M18 | 489,82 | A / A<br>A / B<br>B / B | 85,35<br>100,6<br>117,75 | 21,76<br>24,15<br>26,54 |
| | CD-229 | 1 | A<br>B | 25 | 90<br>105 | 229 | 220 | 95 | 137<br>191 | 30 | 20 | 1 | 3 | M20 | 698,56 | A / A<br>A / B<br>B / B | 196,27<br>230,26<br>268,49 | 35,17<br>38,93<br>42,68 |
| | CD-267 | 1 | A<br>B | 30 | 100<br>120 | 267 | 253 | 108 | 155<br>222 | 37 | 25 | 1 | 3 | M24 | 1204,83 | A / A<br>A / B<br>B / B | 395,14<br>468,79<br>552,25 | 53,95<br>60,15<br>66,36 |
| GGG 55*** | CD-305 | 2 | A | 35 | 140 | 305 | 281 | 121 | 216 | 39 | 18 | 1,5 | 8 | M20 | 698,56 | A / A | 943,29 | 92,20 |
| | CD-395 | 2 | A | 50 | 180 | 395 | 394 | 174 | 272 | 46 | 17 | 2 | 8 | M27 | 1722,16 | A / A | 3.725,00 | 202,50 |
| | CD-440 | 2 | A | 60 | 200 | 440 | 510 | 230 | 300 | 50 | 19 | 2 | 8 | M30 | 2411,38 | A / A | 8.641,58 | 316,00 |
| | CD-490 | 2 | A | 60 | 230 | 490 | 562 | 255 | 340 | 52 | 16 | 2,5 | 8 | M33 | 3275,19 | A / A | 15.013,44 | 445,50 |
| | CD-560 | 2 | A | 70 | 260 | 560 | 644 | 295 | 386 | 54 | 14 | 3 | 8 | M36 | 4213,37 | A / A | 28.998,37 | 662,00 |

* Ağırlık ve kütle atalet momentleri pilot delik çapına göre komple kaplin takımı için verilmiştir.
** Weights and mass moments of inertia are given for the complete coupling assembly based on the pilot bore diameter.*
*** GGG 55 : SFERO DÖKÜM / *SPHEROIDAL CAST IRON*

# ZL ESNEK
# DİŞLİ PİMLİ KAPLİNLER

## *ZL FLEXIBLE*
## *GEAR PIN COUPLINGS*



GÜLÖZ

**Genel Özellikler**
Yüksek tork kapasitesi
Orta seviye hız limiti
Yüksek eksenel mil kaçıklığını karşılar
Düşük radyal ve açısal mil kaçıklık limitleri
Boşluksuz
Yüksek pozisyonlama hassasiyeti
Ağır sanayi ve yüksek dayanım gerektiren uygulamal için ideal
Az bakım gerektirir

***General Specifications***
*High torque capacity*
*Medium level speed limit*
*Can accommodate high axial shaft misalignment*
*Low level radial and angular shaft misalignment limits*
*Backlash-free*
*High positioning accuracy*
*Ideal for Heavy-Duty and high strength applications*
*Low maintenance required*

## Teknik Özellikler
## *Technical Specifications*

| MALZEME *MATERIAL* | KOD CODE | NOMİNAL TORK *RATED TORQUE* | MAKS. TORK *MAX. TORQUE* | MAKS. HIZ *MAX. SPEED* | EKSENEL BOŞLUK *AXIAL GAP* | MİL KAÇIKLIK LİMİTLERİ (1500 rpm)* *SHAFT MISALIGNMENT LIMITS (at 1500 rpm)** | |
|---|---|---|---|---|---|---|---|
| | | 80 ShoreD | 80 ShoreD | $n_{max.}$ [rpm] | $\mp\Delta_s$ [mm] | Radyal *Radial* | Açısal *Angular* |
| | | $T_{kn}$ [Nm] | $T_{max.}$ [Nm] | | | Δr [mm] | Δan [ ° ] |
| C 45 | ZL-1 | 367 | 734 | 4000 | 2 | 0,18 | 0,5 |
| | ZL-2 | 547 | 1.094 | 4000 | 2 | 0,19 | 0,5 |
| | ZL-3 | 1.353 | 2.706 | 4000 | 2 | 0,23 | 0,5 |
| | ZL-4 | 2.748 | 5.496 | 4000 | 4 | 0,25 | 0,5 |
| | ZL-5 | 4.492 | 8.984 | 4000 | 4 | 0,27 | 0,5 |
| | ZL-6 | 7.125 | 14.250 | 3300 | 4 | 0,29 | 1 |
| | ZL-7 | 11.314 | 22.628 | 2900 | 4 | 0,32 | 1 |
| | ZL-8 | 15.242 | 30.484 | 2500 | 4 | 0,34 | 1 |
| | ZL-9 | 20.947 | 41.894 | 2300 | 4 | 0,36 | 1 |
| GGG 55** | ZL-10 | 26.006 | 52.012 | 2100 | 4 | 0,38 | 1 |
| | ZL-11 | 39.583 | 79.166 | 2000 | 4 | 0,40 | 1,25 |
| | ZL-12 | 58.791 | 117.582 | 1700 | 6 | 0,42 | 1,25 |
| | ZL-13 | 91.959 | 183.918 | 1500 | 6 | 0,44 | 1,25 |
| | ZL-14 | 128.842 | 257.684 | 1400 | 6 | 0,46 | 1,25 |
| | ZL-15 | 159.038 | 318.076 | 1300 | 6 | 0,48 | 1,25 |
| | ZL-16 | 223.621 | 447.242 | 1000 | 8 | 0,50 | 1,5 |
| | ZL-17 | 309.114 | 618.228 | 950 | 8 | 0,52 | 1,5 |
| | ZL-18 | 425.641 | 851.282 | 850 | 12 | 0,54 | 1,5 |
| | ZL-19 | 597.272 | 1.194.544 | 750 | 12 | 0,55 | 1,5 |

* Mil kaçıklık limitleri 1500 rpm için verilmiştir. Farklı hızlar için grafikten bulunan "Cn" sabiti ile çarpılarak limitlerin güncellenmesi gerekmektedir.
** Shaft misalignment limits are given for 1500 rpm. For different speeds, the limits must be updated by multiplying them by the "Cn" constant, found in the graph.*

** GGG 55 : SFERO DÖKÜM / *SPHEROIDAL CAST IRON*

### Elastomer Özellikleri
### *Elastomer Specifications*

| Malzeme *Material* | Sertlik *Hardness* | Ortam Sıcaklığı *Ambient Temperature* |
|---|---|---|
| PA 66 | 80 ShoreD | -30 °C ... +100 °C |

# ZL ESNEK DİŞLİ PİMLİ KAPLİNLER
## *ZL FLEXIBLE GEAR PIN COUPLINGS*

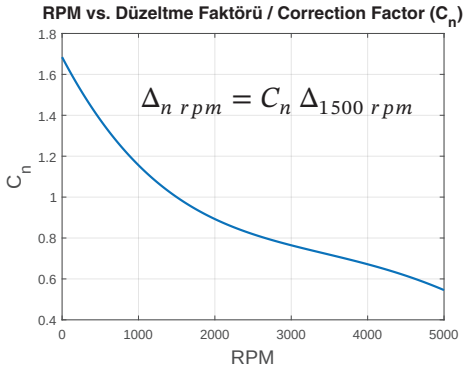


$\Delta_{n\ rpm}$ = Güncellenmiş mil kaçıklık limitleri/*Updated shaft misalignment limits*

$\Delta_{1500\ rpm}$ = Tablodaki mil kaçıklık limitleri/*Shaft misalignment limits in table*

$C_n$ = Düzeltme Faktörü/*Correction Factor*

Eğer radyal ve açısal mil kaçıklığı bir arada mevcutsa, aşağıdaki kısıtın ayrıca kontrol edilmesi gerekir.

*If there is combined radial, and angular shaft misalignment, the following constraint must be checked additionally.*

$$\frac{\Delta_{r\text{-}act}}{\Delta_r} + \frac{\Delta_{an\text{-}act}}{\Delta_{an}} < 1$$

$\Delta_{r-act}$ = Gerçek radal kaçıklık miktarı [mm]/*Actual amount of radial shaft misalignment [mm]*

$\Delta_{an-act}$ = Gerçek açısal kaçıklık miktarı [°]/*Actual amount of angular shaft misalignment* [°]

$\Delta_r$ = Güncellenmiş radyal kaçıklık limiti [mm]/*Updated radial shaft misalignment limit [mm]*

$\Delta_{an}$ = Güncellenmiş açısal kaçıklık limiti [°]/*Updated angular shaft misalignment limit* [°]

## GÖBEK VARYASYONLARI
## *HUB VARIATIONS*



| Göbek Stili *Hub Style* | J1 / J1 |
|---|---|



| Göbek Stili *Hub Style* | J1 / Y |
|---|---|



| Göbek Stili *Hub Style* | Y / Y |
|---|---|

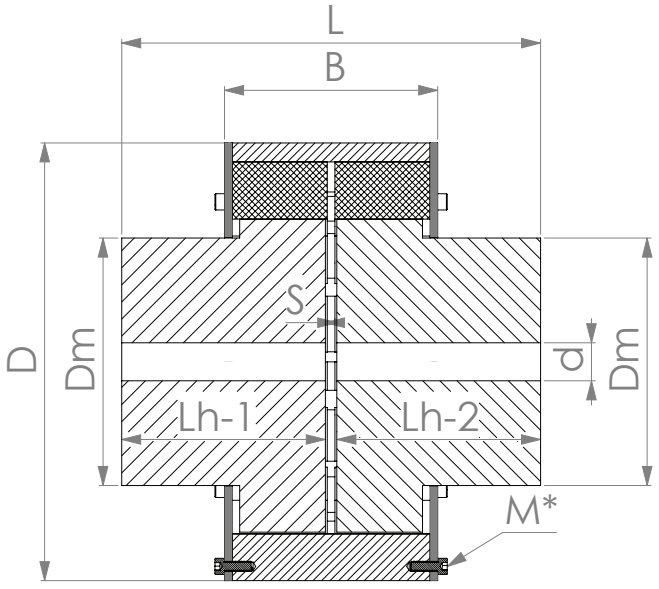




## ZL

### DÜŞÜK ESNEKLİKLİ
*LOW FLEXIBILITY*

| MALZEME *MATERIAL* | KOD *CODE* | GÖBEK STİLİ* *HUB STYLE** | d | d max. | D | L | B | Lh-1 | Lh-2 | Dm | S | BAĞLANTI ELEMANLARI *CLAMPING SCREWS DIN EN ISO 4762 - 12,9* | | | KÜTLE ATALET MOMENTİ *MASS MOMENT OF INERTIA* | AĞIRLIK *WEIGHT* |
|---|---|---|---|---|---|---|---|---|---|---|---|---|---|---|---|---|
| | | | | | | | | | | | | ADET *QTY.* | M* | $M_s$ [Nm] | J* [$10^{-3}$.kgm$^2$] | m* [kg] |
| C 45 | ZL-1 | J1 / J1<br>J1 / Y<br>Y / Y | 10 | 22 | 79 | 57<br>82<br>107 | 42 | 27<br>27<br>52 | 27<br>52<br>52 | 40 | 3 | 4 | M4 | 5,16 | 0,71<br>0,95<br>1,00 | 1,24<br>1,47<br>1,70 |
| | ZL-2 | J1 / J1<br>J1 / Y<br>Y / Y | 12 | 30 | 90 | 63<br>115<br>167 | 50 | 30<br>30<br>82 | 30<br>82<br>82 | 50 | 3 | 5 | M4 | 5,16 | 1,45<br>2,05<br>2,30 | 1,93<br>2,68<br>3,43 |
| | ZL-3 | J1 / J1<br>J1 / Y<br>Y / Y | 14 | 40 | 118 | 91<br>159<br>227 | 65 | 44<br>44<br>112 | 44<br>112<br>112 | 65 | 3 | 5 | M5 | 10,2 | 5,81<br>7,68<br>8,61 | 4,44<br>6,12<br>7,80 |
| | ZL-4 | J1 / J1<br>J1 / Y<br>Y / Y | 16 | 55 | 158 | 174<br>232<br>290 | 90 | 84<br>84<br>142 | 84<br>142<br>142 | 90 | 6 | 5 | M5 | 10,2 | 34,48<br>37,39<br>40,30 | 13,96<br>16,75<br>19,53 |
| | ZL-5 | J1 / J1<br>J1 / Y<br>Y / Y | 16 | 80 | 192 | 174<br>262<br>350 | 90 | 84<br>84<br>172 | 84<br>172<br>172 | 120 | 6 | 6 | M5 | 10,2 | 80,38<br>94,35<br>108,32 | 22,50<br>30,13<br>37,75 |
| | ZL-6 | J1 / J1<br>J1 / Y<br>Y / Y | 20 | 85 | 230 | 220<br>285<br>350 | 112 | 107<br>107<br>172 | 107<br>172<br>172 | 130 | 6 | 7 | M5 | 10,2 | 201,86<br>216,07<br>230,28 | 38,78<br>45,35<br>51,92 |
| | ZL-7 | J1 / J1<br>J1 / Y<br>Y / Y | 25 | 100 | 260 | 220<br>325<br>430 | 112 | 107<br>107<br>212 | 107<br>212<br>212 | 160 | 6 | 7 | M5 | 10,2 | 322,82<br>384,87<br>437,54 | 51,45<br>67,52<br>83,58 |
| | ZL-8 | J1 / J1<br>J1 / Y<br>Y / Y | 25 | 125 | 300 | 270<br>390<br>510 | 128 | 132<br>132<br>252 | 132<br>252<br>252 | 190 | 6 | 7 | M5 | 10,2 | 736,69<br>856,51<br>976,13 | 86,22<br>112,29<br>138,37 |
| | ZL-9 | J1 / J1<br>J1 / Y<br>Y / Y | 30 | 150 | 335 | 270<br>390<br>510 | 150 | 132<br>132<br>252 | 132<br>252<br>252 | 220 | 6 | 7 | M6 | 17,51 | 1.206,42<br>1.516,37<br>1.731,56 | 116,32<br>151,24<br>186,16 |
| GGG 55** | ZL-10 | J1 / J1<br>J1 / Y<br>Y / Y | 35 | 160 | 355 | 340<br>475<br>610 | 152 | 167<br>167<br>302 | 167<br>302<br>302 | 245 | 6 | 7 | M6 | 17,51 | 1.883,31<br>2.255,62<br>2.627,94 | 159,96<br>208,59<br>257,22 |
| | ZL-11 | J1 / J1<br>J1 / Y<br>Y / Y | 40 | 170 | 380 | 340<br>475<br>610 | 172 | 167<br>167<br>302 | 167<br>302<br>302 | 260 | 6 | 8 | M8 | 42,31 | 2.452,55<br>2.924,70<br>3.396,85 | 181,53<br>236,11<br>290,69 |
| | ZL-12 | J1 / J1<br>J1 / Y<br>Y / Y | 50 | 190 | 445 | 413<br>563<br>713 | 182 | 202<br>202<br>352 | 202<br>352<br>352 | 290 | 9 | 8 | M8 | 42,31 | 5.084,98<br>5.896,67<br>6.708,37 | 280,29<br>355,27<br>430,25 |
| | ZL-13 | J1 / J1<br>J1 / Y<br>Y / Y | 60 | 230 | 515 | 413<br>621<br>829 | 218 | 202<br>202<br>410 | 202<br>410<br>410 | 345 | 9 | 8 | M8 | 42,31 | 9.839,84<br>12.609,66<br>14.864,09 | 404,16<br>551,24<br>698,32 |
| | ZL-14 | J1 / J1<br>J1 / Y<br>Y / Y | 70 | 260 | 560 | 493<br>661<br>829 | 218 | 242<br>242<br>410 | 242<br>410<br>410 | 390 | 9 | 9 | M10 | 83,58 | 15.909,20<br>18.882,31<br>21.855,43 | 556,29<br>707,79<br>859,28 |
| | ZL-15 | J1 / J1<br>J1 / Y<br>Y / Y | 80 | 280 | 590 | 573<br>761<br>949 | 240 | 282<br>282<br>470 | 282<br>470<br>470 | 420 | 9 | 9 | M10 | 83,58 | 22.315,17<br>26.788,98<br>31.262,79 | 718,10<br>913,89<br>1.109,68 |
| | ZL-16 | J1 / J1<br>J1 / Y<br>Y / Y | 100 | 320 | 695 | 576<br>844<br>1112 | 265 | 282<br>282<br>550 | 282<br>550<br>550 | 490 | 12 | 10 | M10 | 83,58 | 46.367,48<br>58.177,74<br>69.988,01 | 1.024,41<br>1.402,18<br>1.779,96 |
| | ZL-17 | J1 / J1<br>J1 / Y<br>Y / Y | 120 | 360 | 770 | 672<br>892<br>1112 | 285 | 330<br>330<br>550 | 330<br>550<br>550 | 550 | 12 | 10 | M10 | 83,58 | 79.898,10<br>95.279,04<br>110.659,97 | 1.454,83<br>1.843,12<br>2.231,40 |
| | ZL-18 | J1 / J1<br>J1 / Y<br>Y / Y | 150 | 400 | 860 | 678<br>998<br>1318 | 300 | 330<br>330<br>650 | 330<br>650<br>650 | 605 | 18 | 10 | M12 | 143,17 | 120.320,55<br>157.524,85<br>190.230,43 | 1.786,07<br>2.459,49<br>3.132,93 |
| | ZL-19 | J1 / J1<br>J1 / Y<br>Y / Y | 160 | 450 | 970 | 778<br>1048<br>1318 | 322 | 380<br>380<br>650 | 380<br>650<br>650 | 695 | 18 | 10 | M12 | 143,17 | 231.456,79<br>281.109,92<br>329.213,33 | 2.653,28<br>3.409,88<br>4.166,48 |

* Ağırlık ve kütle atalet momentleri pilot delik çapına göre komple kaplin takımı için verilmiştir.
** Weights and mass moments of inertia are given for the complete coupling assembly based on the pilot bore diameter.*
*** GGG 55 : SFERO DÖKÜM / *SPHEROIDAL CAST IRON*

# DİŞLİ KAPLİNLER

## *GEAR COUPLINGS*



GÜLÖZ

## Genel Özellikler

Yüksek tork kapasitesi
Orta seviye hız limiti
Yüksek eksenel mil kaçıklığını karşılar
Düşük radyal ve açısal mil kaçıklık limitleri
Boşluksuz
Yüksek pozisyonlama hassasiyeti
Elastomersiz
Yüksek ortam sıcaklığında çalışabilir
Ağır sanayi ve yüksek dayanım gerektiren uygulamalar için ideal
Az bakım gerektirir

## *General Specifications*

*High torque capacity*
*Medium level speed limit*
*Can accommodate high axial shaft misalignment*
*Low level radial and angular shaft misalignment limits*
*Backlash-free*
*High positioning accuracy*
*Elastomer-free*
*Capable of operating at high ambient temperatures*
*Ideal for Heavy-Duty and high strength applications*
*Low maintenance required*

## Teknik Özellikler
## *Technical Specifications*

| MALZEME *MATERIAL* | KOD CODE | NOMİNAL TORK *RATED TORQUE* | MAKS. TORK *MAX. TORQUE* | MAKS. HIZ *MAX. SPEED* | EKSENEL BOŞLUK *AXIAL GAP* | MİL KAÇIKLIK LİMİTLERİ (1500 rpm)* *SHAFT MISALIGNMENT LIMITS (at 1500 rpm)** | |
|---|---|---|---|---|---|---|---|
| | | | | | | Radyal *Radial* | Açısal *Angular* |
| | | $T_{kn}$ [Nm] | $T_{max.}$ [Nm] | $n_{max.}$ [rpm] | $\mp\Delta_s$ [mm] | Δr [mm] | Δan [ ° ] |
| 4140 | DKF-42 | 1.484 | 2.968 | 6500 | 5 | 0,036 | 0,75 |
| | DKF-55 | 2.838 | 5.676 | 6000 | 6 | 0,048 | 0,75 |
| | DKF-70 | 4.738 | 9.476 | 5500 | 7 | 0,060 | 0,75 |
| | DKF-90 | 9.798 | 19.596 | 5000 | 9 | 0,072 | 0,75 |
| | DKF-100 | 13.346 | 26.692 | 4750 | 11 | 0,081 | 0,75 |
| | DKF-120 | 18.165 | 36.330 | 4000 | 14 | 0,096 | 0,75 |
| | DKF-140 | 23.980 | 47.960 | 3750 | 18 | 0,112 | 0,75 |
| | DKF-160 | 29.457 | 58.914 | 3500 | 18 | 0,125 | 0,75 |
| | DKF-180 | 36.860 | 73.720 | 3250 | 21 | 0,144 | 0,75 |
| | DKF-200 | 49.136 | 98.272 | 3000 | 21 | 0,156 | 0,75 |
| | DKF-220 | 59.787 | 119.574 | 2800 | 24 | 0,168 | 0,75 |
| | DKF-240 | 105.917 | 211.834 | 2600 | 26 | 0,192 | 0,75 |
| | DKF-280 | 132.056 | 264.112 | 2500 | 31 | 0,210 | 0,75 |
| | DKF-320 | 196.247 | 392.494 | 1600 | 32 | 0,236 | 0,75 |

* Mil kaçıklık limitleri 1500 rpm için verilmiştir. Farklı hızlar için grafikten bulunan "Cn" sabiti ile çarpılarak limitlerin güncellenmesi gerekmektedir.
** Shaft misalignment limits are given for 1500 rpm. For different speeds, the limits must be updated by multiplying them by the "Cn" constant, found in the graph.*

### Dişli ve Yağlama Özellikleri
### *Tooth and Grease Specifications*

| Malzeme *Material* | Sertlik *Hardness* | Ortam Sıcaklığı *Ambient Temperature* | | Gres Doluluğu *Grease Fill* | Yağ Değişim Sıklığı *Re-lubrication Interval* |
|---|---|---|---|---|---|
| | Diş yüzeyleri indüksiyonlu *The tooth surfaces are induction-hardened* | Standart Gres *Standard Grease* | Sentetik PAO-tabanlı Gres *Synthetic PAO-based Grease* | % | |
| 4140 | 50-54 HRC | -30 °C ... +120 °C | -40 °C ... +150 °C | %30 - %50 | 6-12 ay / *months* |

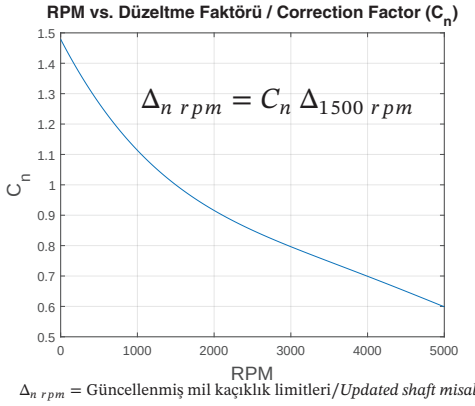


$\Delta_{n\ rpm}$ = Güncellenmiş mil kaçıklık limitleri/*Updated shaft misalignment limits*

$\Delta_{1500\ rpm}$ = Tablodaki mil kaçıklık limitleri/*Shaft misalignment limits in table*

$C_n$ = Düzeltme Faktörü/*Correction Factor*

Eğer radyal ve açısal mil kaçıklığı bir arada mevcutsa, aşağıdaki kısıtın ayrıca kontrol edilmesi gerekir.

*If there is combined radial, and angular shaft misalignment, the following constraint must be checked additionally.*

$$\frac{\Delta_{r\text{-}act}}{\Delta_r} + \frac{\Delta_{an\text{-}act}}{\Delta_{an}} < 1$$

$\Delta_{r-act}$ = Gerçek radal kaçıklık miktarı [mm]/*Actual amount of radial shaft misalignment [mm]*

$\Delta_{an-act}$ = Gerçek açısal kaçıklık miktarı [°]/*Actual amount of angular shaft misalignment* [°]

$\Delta_r$ = Güncellenmiş radyal kaçıklık limiti [mm]/*Updated radial shaft misalignment limit [mm]*

$\Delta_{an}$ = Güncellenmiş açısal kaçıklık limiti [°]/*Updated angular shaft misalignment limit* [°]

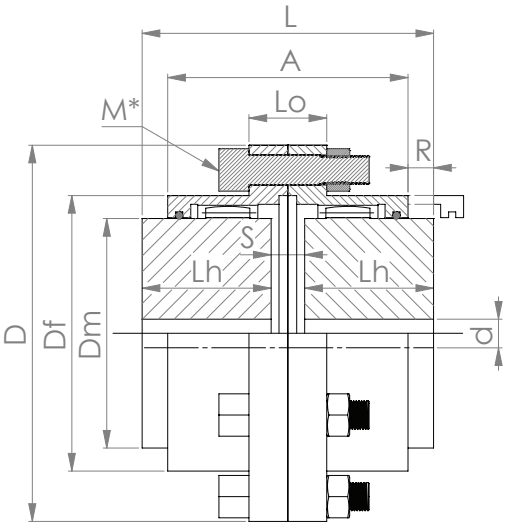




TİP
*TYPE* 1

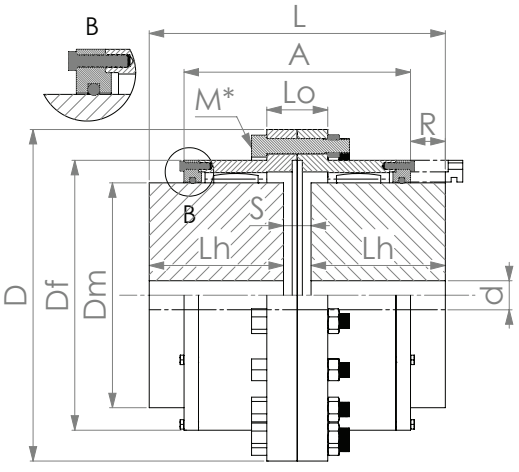




TİP
*TYPE* 2

## DKF

### RİJİT VE ELASTOMERSİZ
*RIGID AND ELASTOMER-FREE*

| MALZEME *MATERIAL* | *KOD CODE* | *TİP TYPE* | d | d max. | D | L | | Lh | Lo | Dm | Df | S | | A | R | | KÜTLE ATALET MOMENTİ *MASS MOMENT OF INERTIA* | AĞIRLIK *WEIGHT* |
|---|---|---|---|---|---|---|---|---|---|---|---|---|---|---|---|---|---|---|
| | | | | | | min. | max. | | | | | min. | max. | | min. | max. | J* [$10^{-3}$.kgm$^2$] | m* [kg] |
| 4140 | DKF-42 | 1 | 8 | 40 | 117 | 92 | 102 | 44 | 24 | 64 | 82 | 4 | 14 | 84 | 11 | 16 | 5,57 | 4,38 |
| | DKF-55 | 1 | 10 | 55 | 152 | 102 | 114 | 49 | 30 | 86 | 104 | 4 | 16 | 98 | 11 | 17 | 18,78 | 8,51 |
| | DKF-70 | 1 | 16 | 65 | 178 | 126 | 140 | 59 | 40 | 104 | 128 | 8 | 22 | 112 | 16 | 23 | 45,57 | 14,53 |
| | DKF-90 | 1 | 16 | 85 | 213 | 156 | 174 | 74 | 44 | 130 | 156 | 8 | 26 | 134 | 23 | 32 | 116,24 | 26,45 |
| | DKF-100 | 1 | 18 | 100 | 240 | 184 | 206 | 88 | 48 | 152 | 180 | 8 | 30 | 154 | 27 | 38 | 221,94 | 40,50 |
| | DKF-120 | 1 | 20 | 120 | 280 | 214 | 242 | 103 | 54 | 178 | 209 | 8 | 36 | 184 | 30 | 44 | 459,80 | 63,04 |
| | DKF-140 | 1 | 25 | 140 | 318 | 244 | 280 | 116 | 60 | 208 | 248 | 12 | 48 | 204 | 35 | 53 | 904,02 | 94,67 |
| | DKF-160 | 1 | 25 | 160 | 347 | 272 | 308 | 130 | 66 | 230 | 270 | 12 | 48 | 226 | 38 | 56 | 1.400,81 | 124,91 |
| | DKF-180 | 1 | 30 | 180 | 390 | 304 | 346 | 146 | 70 | 258 | 305 | 12 | 54 | 248 | 46 | 67 | 2.389,57 | 172,01 |
| | DKF-200 | 1 | 40 | 190 | 426 | 356 | 398 | 171 | 80 | 283 | 334 | 14 | 56 | 278 | 57 | 78 | 4.110,75 | 240,31 |
| | DKF-220 | 2 | 40 | 210 | 457 | 384 | 432 | 185 | 84 | 310 | 372 | 14 | 62 | 312 | 60 | 84 | 6.468,90 | 317,93 |
| | DKF-240 | 2 | 50 | 230 | 527 | 444 | 496 | 214 | 90 | 350 | 430 | 16 | 68 | 352 | 70 | 96 | 12.862,92 | 478,86 |
| | DKF-280 | 2 | 50 | 260 | 591 | 560 | 620 | 272 | 96 | 395 | 485 | 16 | 76 | 396 | 106 | 136 | 28.011,47 | 749,06 |
| | DKF-320 | 2 | 60 | 290 | 640 | 590 | 654 | 287 | 100 | 432 | 522 | 16 | 80 | 422 | 114 | 146 | 39.135,66 | 915,22 |

| KOD *CODE* | TİP *TYPE* | BAĞLANTI ELEMANLARI *CLAMPING SCREWS DIN EN ISO 4762 - 12,9* | | |
|---|---|---|---|---|
| | | ADET *QTY.* | M* | $M_S$ [Nm] |
| DKF-42 | 1 | 10 | M8 | 42,31 |
| DKF-55 | 1 | 10 | M10 | 83,58 |
| DKF-70 | 1 | 10 | M12 | 143,17 |
| DKF-90 | 1 | 10 | M16 | 357,09 |
| DKF-100 | 1 | 12 | M16 | 357,09 |
| DKF-120 | 1 | 14 | M16 | 357,09 |
| DKF-140 | 1 | 16 | M16 | 357,09 |
| DKF-160 | 1 | 18 | M16 | 357,09 |
| DKF-180 | 1 | 20 | M16 | 357,09 |
| DKF-200 | 1 | 16 | M20 | 698,56 |
| DKF-220 | 2 | 18 | M20 | 698,56 |
| DKF-240 | 2 | 18 | M24 | 1204,83 |
| DKF-280 | 2 | 20 | M24 | 1204,83 |
| DKF-320 | 2 | 18 | M30 | 2411,38 |

* Ağırlık ve kütle atalet momentleri pilot delik çapına göre komple kaplin takımı için verilmiştir.
** Weights and mass moments of inertia are given for the complete coupling assembly based on the pilot bore diameter.*

# SCHMIDT TİPİ KAÇIKLIK KAPLİNLERİ

*SCHMIDT OFFSET COUPLINGS*



GÜLÖZ

## Genel Özellikler

Radyal yönde serbestçe hareket edebilme özelliği
Yüksek tork kapasitesi (Rulman ömrüne bağlı)
Düşük eksenel ve açısal mil kaçıklık limitleri
Boşluksuz
Elastomersiz
Yüksek ortam sıcaklığında çalışabilir
Düşük seviye titreşim ve darbe emme özelliği
Düşük seviye hız limiti

## *General Specifications*

*Ability to move freely in the radial direction*
*High torque capacity (depends on bearing-lifetime)*
*Low level axial and angular shaft misalignment limits*
*Backlash-free*
*Elastomer-free*
*Capable of operating at high ambient temperatures*
*Low level vibration and shock damping feature*
*Low level speed limit*

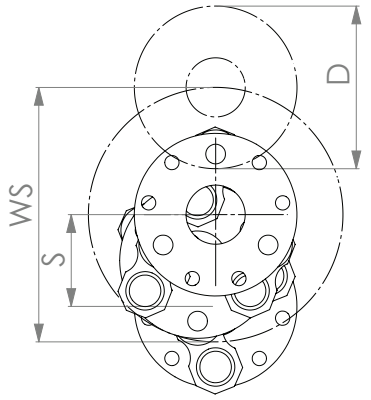


WS = 2 x Smax.

Eksenel ve açısal esneklikten yoksun oldukları için , titreşim ve darbe sönümleme kapasiteleri çok düşüktür; bu nedenle çıkış tarafına, esnek yapılı bir kaplin (özellikle Teker kaplin) takılması kesinlikle önerilir.

*Due to the lack of axial and angular flexibility, their vibration and shock damping capability is very low; therefore, it is strictly recommended to mount a flexible coupling on the output side (preferably a Tyre coupling).*

## Teknik Özellikler
## *Technical Specifications*

| MALZEME *MATERIAL* | KOD CODE | MAKS. HIZ *MAX. SPEED* | RADYAL KAÇIKLIK *RADIAL OFFSET* | ÇALIŞMA ALANI ÇAPI *WORKSPACE DİAMETER* | MİL KAÇIKLIK LİMİTLERİ (SABİT)* *SHAFT MISALIGNMENT LIMITS (CONSTANT)** | | RULMAN MODELİ *BEARING MODEL* | |
|---|---|---|---|---|---|---|---|---|
| | | $n_{max.}$ [rpm] | $\mp S_{max.}$ [mm] | WS | Eksenel *Axial* $\Delta_{ax}$ [mm] | Açısal *Angular* $\Delta_{an}$ [ o ] | Model *Model* Br* | Dinamik Yük Sayısı *Basic dynamic load rating, radial* Cr [N] |
| C 45 | STK-70 | 2500 | 40 | 80 | 0,02 | 0,24 | HK 1010 | 4.400 |
| | STK-88 | 2000 | 50 | 100 | 0,02 | 0,22 | HK 1210 | 4.950 |
| | STK-100 | 2000 | 56 | 112 | 0,03 | 0,18 | HK 1612 | 7.600 |
| | STK-118 | 2000 | 76 | 152 | 0,03 | 0,16 | HK 1616 | 10.900 |
| | STK-138 | 1500 | 90 | 180 | 0,04 | 0,13 | HK 2020 | 15.700 |
| | STK-158 | 1500 | 100 | 200 | 0,04 | 0,11 | HK 2526 | 25.500 |
| | STK-177 | 1500 | 110 | 220 | 0,05 | 0,13 | HK 3026 | 28.000 |
| | STK-197 | 1000 | 130 | 260 | 0,05 | 0,12 | NK 3030-TV-XL | 42.000 |
| | STK-246 | 1000 | 150 | 300 | 0,06 | 0,10 | NK 4030-XL | 44.000 |

* Schmidt Kaçıklık kaplinleri eksenel ve açısal esneklikten yoksun rijit yapılara sahiptir. Bu nedenle mil kaçıklık limitleri yalnızca geometrik limitlerdir ve hızdan bağımsız sabit değerlerdir.
** Schmidt Offset couplings have rigid structures that lack axial and angular flexibility. Therefore, shaft misalignment limits are merely geometrical limits and are constant values independent of speed.*

### Bağlantı Elemanı Özellikleri
### *Connection Element Specifications*

| Rulman Tipi *Bearing Type* | Pim Malzeme *Pin Material* | Pim Sertlik *Pin Hardness* | Ortam Sıcaklığı *Ambient Temperature* |
|---|---|---|---|
| İğneli Rulman *Needle Roller Bearing* | 4140 ıslahlı *4140 tempered* | İndüksiyonlu ve taşlanmış *Induction-hardened and grinded* 50-54 HRC | -30 °C ... +120 °C |

**Maksimum Tork Değerleri**
***Maximum Torque Ratings***

| KOD *CODE* | MAKS. HIZ *MAX. SPEED* | RULMAN ÖMRÜ *BEARING LIFETIME* | MAKS. TORK *MAX. TORQUE* $T_{max.}$* [Nm] | | | | | | |
|---|---|---|---|---|---|---|---|---|---|
| | $n_{max.}$ [rpm] | $L_{10}$ [saat / hours] | 10 rpm | 100 rpm | 500 rpm | 1000 rpm | 1500 rpm | 2000 rpm | 2500 rpm |
| STK-70 | 2500 | 1000<br>5000<br>10000<br>50000 | 399,36<br>246,48<br>200,46<br>123,71 | 200,46<br>123,71<br>100,46<br>61,93 | 123,71<br>76,28<br>61,93<br>38,22 | 100.46<br>61,93<br>50,31<br>31,04 | 88,92<br>54,83<br>44,54<br>27,46 | 81,59<br>50,31<br>40,87<br>25,19 | 76,28<br>47,03<br>38,22<br>23,56 |
| STK-88 | 2000 | 1000<br>5000<br>10000<br>50000 | 562,48<br>347,10<br>281,87<br>173,94 | 281,87<br>174,92<br>141,28<br>87,17 | 173,94<br>128,70<br>87,17<br>53,72 | 141,28<br>87,17<br>70,79<br>43,68 | 125,09<br>77,12<br>62,69<br>38,61 | 114,76<br>70,79<br>57,43<br>35,49 | - |
| STK-100 | 2000 | 1000<br>5000<br>10000<br>50000 | 1.036,39<br>639,52<br>519,36<br>320,49 | 519,36<br>320,46<br>260,33<br>160,64 | 320,46<br>197,73<br>160,64<br>99,10 | 260,33<br>160,64<br>130,64<br>80,50 | 230,49<br>142,16<br>115,48<br>71,25 | 211,42<br>130,46<br>105,89<br>65,29 | - |
| STK-118 | 2000 | 1000<br>5000<br>10000<br>50000 | 1.715,18<br>1.058,27<br>859,55<br>530,42 | 859,55<br>530,42<br>430,79<br>265,82 | 530,42<br>327,24<br>265,82<br>164,03 | 430,79<br>265,82<br>215,87<br>133,11 | 381,38<br>235,31<br>191,16<br>117,86 | 349,92<br>215,87<br>175,37<br>108,14 | - |
| STK-138 | 1500 | 1000<br>5000<br>10000<br>50000 | 2.964,60<br>1.829,14<br>1.485,70<br>916,76 | 1.485,70<br>916,76<br>744,55<br>459,43 | 916,76<br>565,54<br>459,43<br>283,50 | 744,55<br>459,43<br>373,09<br>230,20 | 659,34<br>406,78<br>330,32<br>203,80 | - | - |
| STK-158 | 1500 | 1000<br>5000<br>10000<br>50000 | 5.483,89<br>3.383,73<br>2.748,31<br>1.695,74 | 2.748,31<br>1.695,74<br>1.377,48<br>849,81 | 1.695,74<br>1.046,30<br>849,62<br>524,35 | 1.377,48<br>849,81<br>690,21<br>425,83 | 1.219,73<br>752,58<br>611,28<br>377,12 | - | - |
| STK-177 | 1500 | 1000<br>5000<br>10000<br>50000 | 6.804,81<br>4.198,77<br>3.410,43<br>2.104,39 | 3.410,43<br>2.104,39<br>1.709,28<br>1.054,59 | 2.104,39<br>1.298,33<br>1.054,59<br>650,73 | 1.696,98<br>1.059,59<br>856,52<br>524,79 | 1.513,50<br>933,87<br>758,52<br>467,87 | - | - |
| STK-197 | 1000 | 1000<br>5000<br>10000<br>50000 | 11.455,47<br>7.068,44<br>5.741,42<br>3.542,53 | 5.741,42<br>3.542,53<br>2.877,50<br>1.775,36 | 3.542,53<br>2.185,79<br>1.775,36<br>1.095,35 | 2.877,50<br>1.775,36<br>1.442,14<br>889,67 | - | - | - |
| STK-246 | 1000 | 1000<br>5000<br>10000<br>50000 | 15.078,38<br>9.303,63<br>7.556,98<br>4.662,84 | 7.556,98<br>4.450,87<br>3.769,67<br>2.337,01 | 4.662,84<br>2.877,08<br>2.337,01<br>1.443,25 | 3.787,31<br>2.337,01<br>1.898,06<br>1.171,00 | - | - | - |

* İğneli rulman, kaplinin en zayıf parçası olduğu için tork kapasiteleri rulmanın L10 ömrüne bağlı olarak verilmiştir. Lütfen tork sınırlarını, tasarımınızın çalışma hızına ve rulmanın istenen kullanım ömrüne göre kontrol edin.
** Because the needle roller bearing is the weakest part in the coupling, the torque capacities are given as dependent on the L10 lifetime of the bearing. Please check the torque limits according to the operating speed of your design and the desired lifetime of the bearing.*

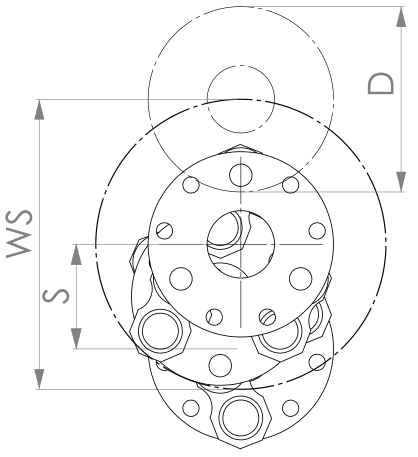


WS = 2 x Smax.



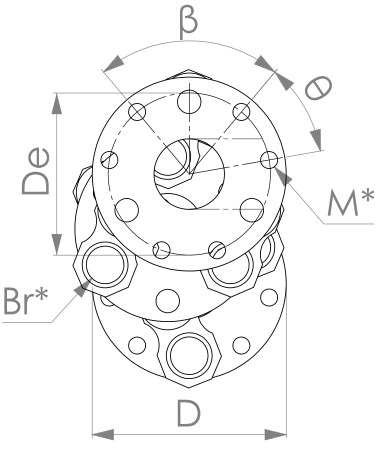


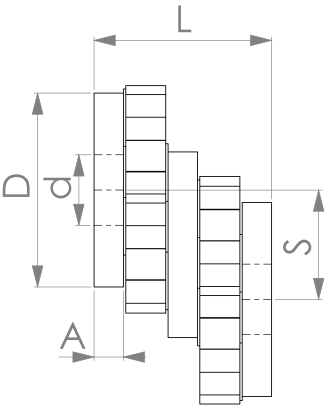




## STK

### RİJİT VE ELASTOMERSİZ
*RIGID AND ELASTOMER-FREE*

| MALZEME *MATERIAL* | KOD *CODE* | d | D | L | Smax. | A | De | β [ ° ] | θ [ ° ] | BAĞLANTI ELEMANLARI *CLAMPING SCREWS DIN EN ISO 4762 - 12,9* | | | KÜTLE ATALET MOMENTİ *MASS MOMENT OF INERTIA* | AĞIRLIK *WEIGHT* |
|---|---|---|---|---|---|---|---|---|---|---|---|---|---|---|
| | | | | | | | | | | ADET *QTY.* | M* | $M_S$ [Nm] | J* [$10^{-3}$.kgm²] | m* [kg] |
| C 45 | STK-70 | 25 | 70 | 71 | 40 | 13 | 55 | 80 | 40 | 6 | M6 | 17,51 | 1,03 | 1,46 |
| | STK-88 | 40 | 88 | 78 | 50 | 15 | 71 | 80 | 40 | 6 | M8 | 42,31 | 2,66 | 2,37 |
| | STK-100 | 50 | 100 | 93 | 56 | 17 | 82 | 80 | 40 | 6 | M10 | 83,58 | 5,90 | 3,85 |
| | STK-118 | 55 | 118 | 110 | 76 | 20 | 95 | 80 | 40 | 6 | M12 | 143,17 | 12,81 | 6,05 |
| | STK-138 | 58 | 138 | 128 | 90 | 22 | 112 | 80 | 40 | 6 | M14 | 226,03 | 28,99 | 10,05 |
| | STK-158 | 60 | 158 | 151 | 100 | 25 | 126 | 80 | 40 | 6 | M16 | 357,09 | 60,92 | 16,11 |
| | STK-177 | 70 | 177 | 172 | 110 | 30 | 145 | 80 | 40 | 6 | M16 | 357,09 | 116,47 | 24,05 |
| | STK-197 | 80 | 197 | 197 | 130 | 35 | 160 | 80 | 40 | 6 | M20 | 698,56 | 196,73 | 32,81 |
| | STK-246 | 100 | 246 | 233 | 150 | 45 | 205 | 80 | 40 | 6 | M20 | 698,56 | 607,15 | 64,90 |

* Kütle atalet momentleri kaçıklık miktarı sıfırken (S=0) komple kaplin takımı için verilmiştir.
* Mass moments of inertia are given for the complete coupling assembly when the amount of offset is equal to zero (S=0).
*** Ağırlıklar komple kaplin takımı için verilmiştir. ve kütle atalet momentleri minimum delik çapına göre komple kaplin takımı için verilmiştir.*
*** Weights are given for the complete coupling assembly.*

# SCHMIDT TİPİ KAÇIKLIK KAPLİNLERİ İÇİN STANDART GÖBEKLER

*STANDARD HUBS FOR SCHMIDT OFFSET COUPLINGS*

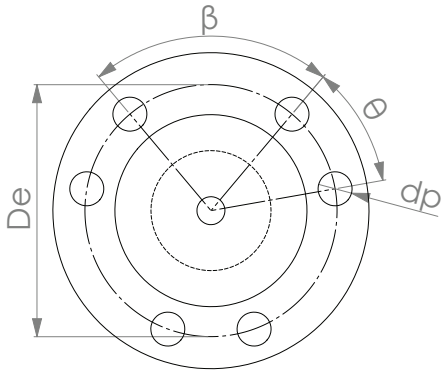


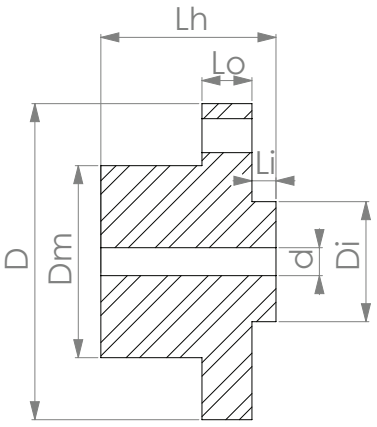




## STK-H

| MALZEME *MATERIAL* | KOD *CODE* | d | d max. | D | Lh | Lo | Li | Dm | Di | De | β [ ° ] | θ [ ° ] | dp | KÜTLE ATALET MOMENTİ *MASS MOMENT OF INERTIA* | AĞIRLIK *WEIGHT* |
|---|---|---|---|---|---|---|---|---|---|---|---|---|---|---|---|
| | | | | | | | | | | | | | | J* [$10^{-3}$.kgm$^2$] | m* [kg] |
| C 45 | STK-H-70 | 6 | 24 | 70 | 41 | 13 | 6 | 42 | 25 | 55 | 80 | 40 | 6,5 | 0,20 | 0,62 |
| | STK-H-88 | 8 | 32 | 88 | 46 | 15 | 7 | 54 | 40 | 71 | 80 | 40 | 8,5 | 0,56 | 1,15 |
| | STK-H-100 | 10 | 38 | 100 | 54 | 17 | 8 | 60 | 50 | 82 | 80 | 40 | 11 | 1,07 | 1,70 |
| | STK-H-118 | 12 | 45 | 118 | 65 | 20 | 10 | 71 | 55 | 95 | 80 | 40 | 13 | 2,47 | 2,79 |
| | STK-H-138 | 12 | 55 | 138 | 75 | 22 | 11 | 85 | 58 | 112 | 80 | 40 | 15 | 5,26 | 4,40 |
| | STK-H-158 | 14 | 60 | 158 | 88 | 25 | 12 | 96 | 60 | 126 | 80 | 40 | 17 | 10,51 | 6,60 |
| | STK-H-177 | 16 | 75 | 177 | 100 | 30 | 15 | 115 | 70 | 145 | 80 | 40 | 17 | 20,83 | 10,19 |
| | STK-H-197 | 18 | 80 | 197 | 115 | 35 | 17 | 122 | 80 | 160 | 80 | 40 | 21 | 35,72 | 13,94 |
| | STK-H-246 | 24 | 110 | 246 | 138 | 45 | 22 | 167 | 100 | 205 | 80 | 40 | 21 | 115,86 | 28,94 |

* Ağırlık ve kütle atalet momentleri pilot delik çapına göre verilmiştir.
* Weights and mass moments of inertia are given based on the pilot bore diameter.

GÜLÖZ


**İSTANBUL ŞUBE**

Dudullu OSB. İmes Sn. St. 1.
Sosyal Tesisler No:41 Ümraniye / İSTANBUL
0216 661 38 41
satis@gulozga.com
**+90 554 586 66 25**

**KONYA ŞUBE**

Hacı Yusuf Mescid Mh. Seha Sk.
No:4 Karatay/KONYA
0332 346 09 78
info@guloz.com.tr


